



US00D349323S

United States Patent [19]

[11] Patent Number: **Des. 349,323**

Howard

[45] Date of Patent: **** Aug. 2, 1994**

[54] **REVOLVER SAFETY LOCK**

[76] Inventor: **William A. Howard**, 460 Feemster La., Rock Hill, S.C. 29730

[**] Term: **14 Years**

[21] Appl. No.: **3,915**

[22] Filed: **Jan. 21, 1993**

[52] U.S. Cl. **D22/108**

[58] Field of Search 42/70.11, 66; 102/501, 102/430; D22/108, 116

OTHER PUBLICATIONS

Frederick Trading Co., pp. 91-95 Bullet Case W45A1P.

Primary Examiner—A. Hugo Word

Assistant Examiner—Doris V. Coles

Attorney, Agent, or Firm—Hugh E. Smith

[57] **CLAIM**

The ornamental design for a revolver safety lock, as shown and described.

DESCRIPTION

FIG. 1 is a front elevational view of the revolver safety lock showing my new design;

FIG. 2 is a rear elevational view thereof;

FIG. 3 is a left side elevational view thereof;

FIG. 4 is a right side elevational view thereof;

FIG. 5 is a top plan view thereof;

FIG. 6 is a bottom plan view thereof; and,

FIG. 7 is a right elevational view showing a use thereof.

The broken line showing of part of a revolver in FIG. 7 is for illustrative purposes only and forms no part of the claimed design.

[56] **References Cited**

U.S. PATENT DOCUMENTS

D. 309,339	7/1990	Lutfy	D22/116
3,027,674	4/1962	Mahan	42/70.11 X
3,208,176	9/1965	Giles	42/70.11 X
3,360,880	1/1968	Finnegan	42/66
3,378,943	4/1968	Valburg	42/70.11
3,444,639	5/1969	Rockwood	42/96
3,848,350	11/1974	Seminiano	42/96
4,776,123	10/1988	Ascroft	42/96 X
5,070,635	12/1991	Cvetanovich	42/96 X

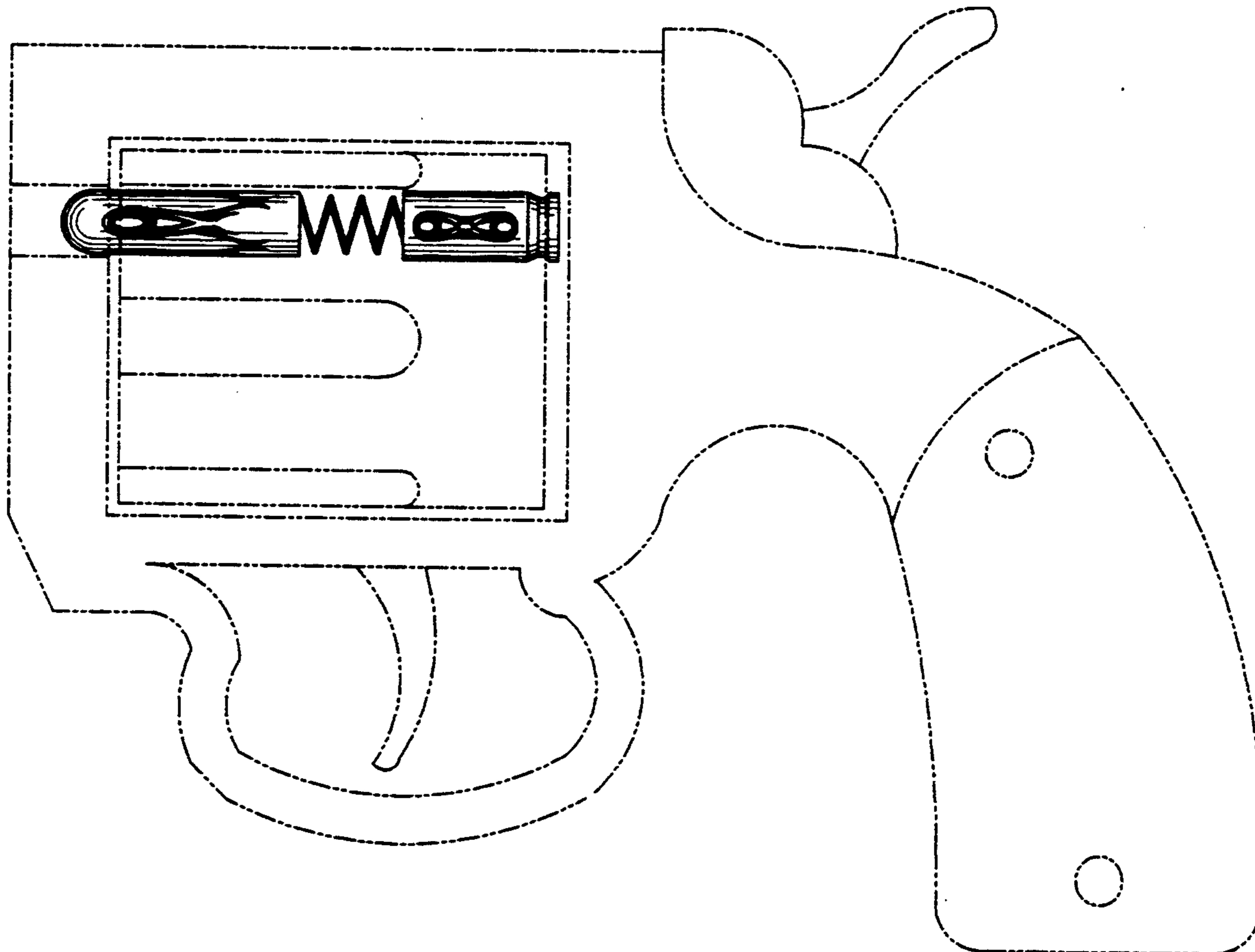


FIG. 1

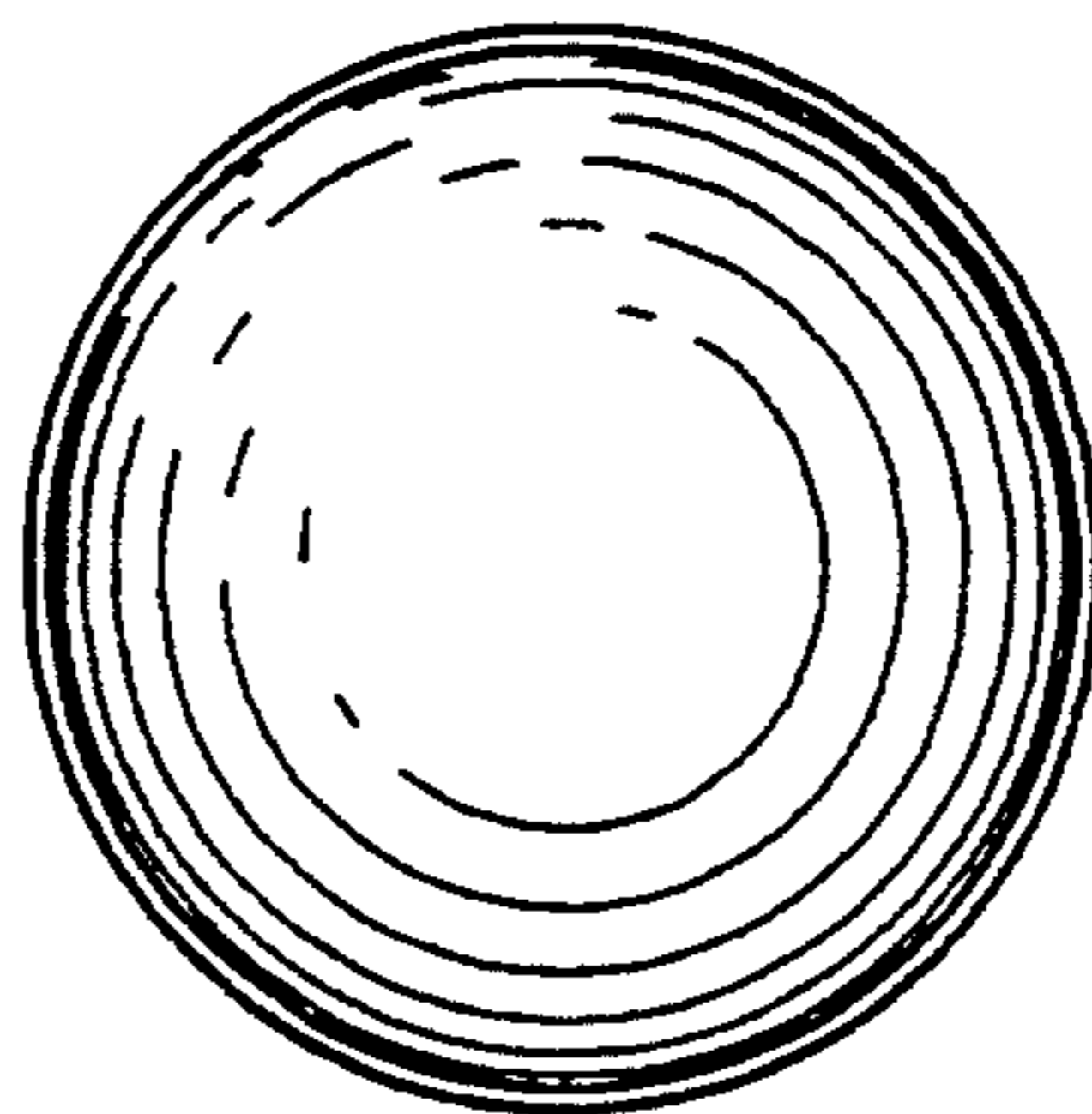


FIG. 2

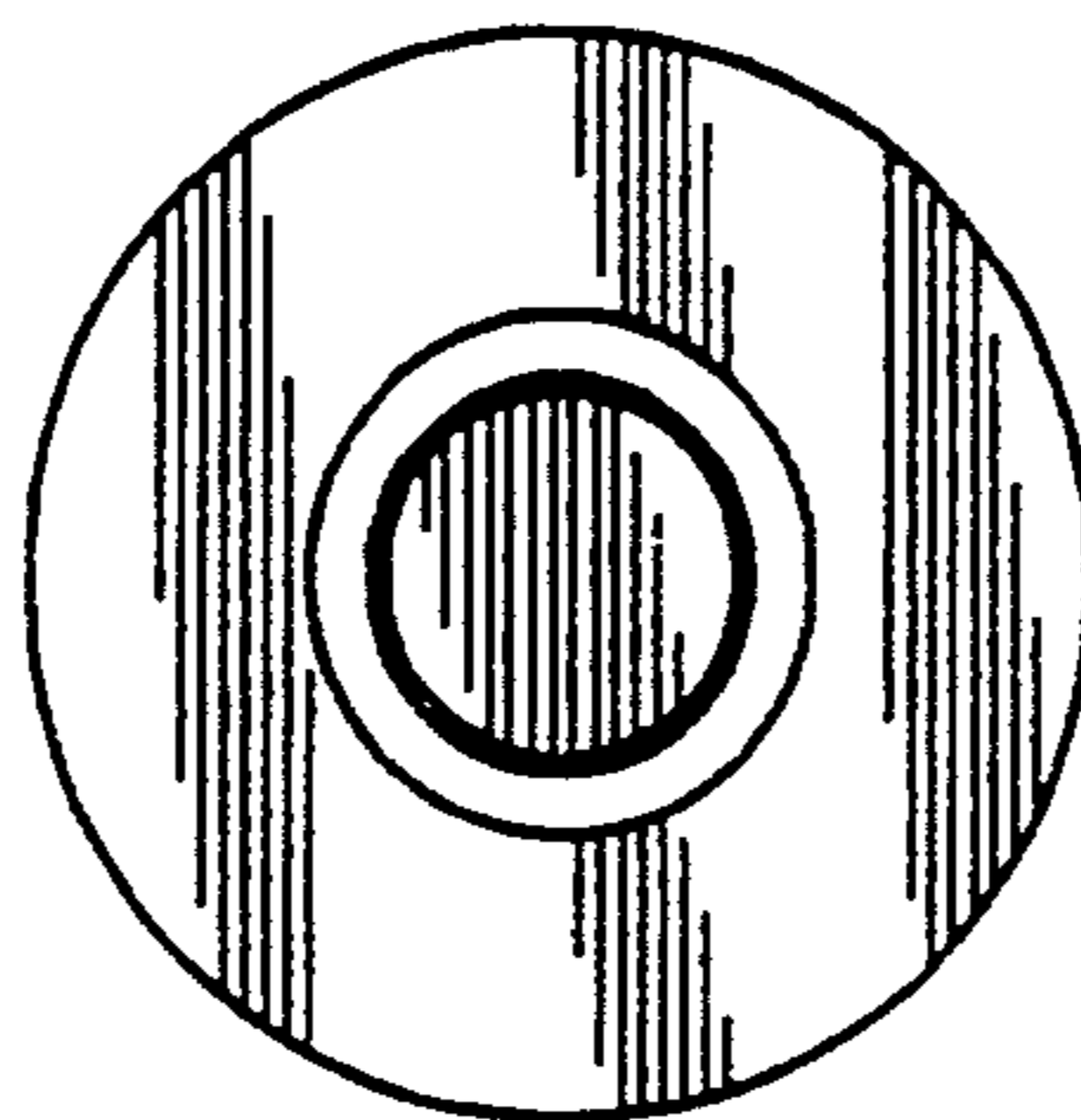


FIG. 3



FIG. 4



FIG. 5

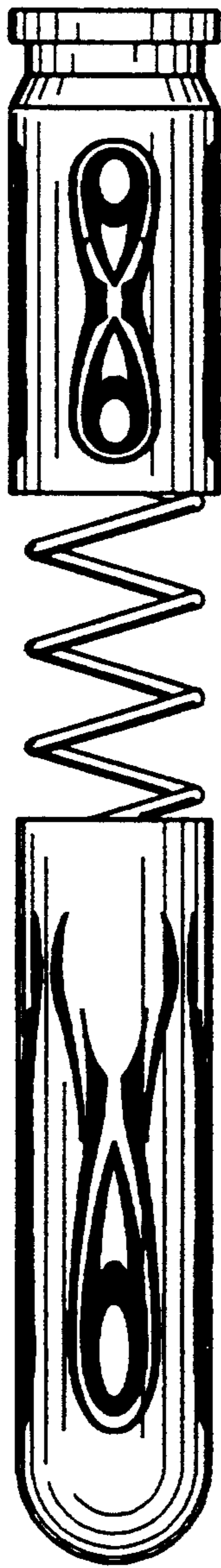


FIG. 6

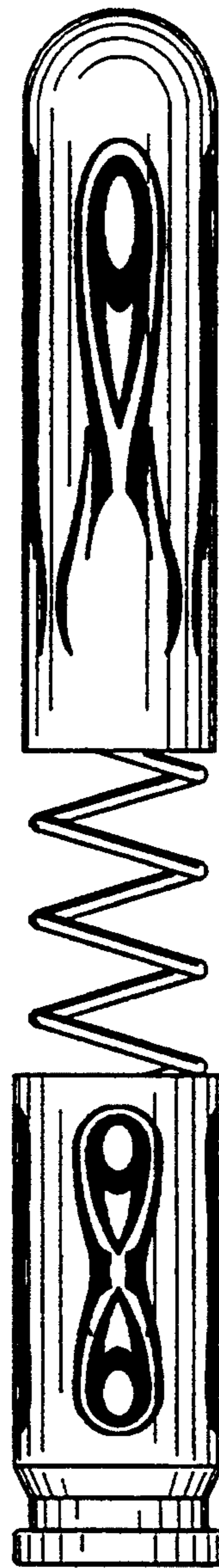


FIG. 7

