



US00D349316S

# United States Patent [19]

[11] Patent Number: **Des. 349,316**

Miller et al.

[45] Date of Patent: **\*\* Aug. 2, 1994**

[54] **PHYSICAL EXERCISER**

[75] Inventors: **Randy Miller**, 1322 Crowley Ave., Madison, Wis. 53704; **David W. Wendt**, Madison, Wis.

4,705,270	11/1987	Melton	482/140
4,787,626	11/1988	Gallagher	482/140
4,809,971	3/1989	Goldish	482/140
4,909,505	3/1990	Tee	.

[73] Assignee: **Randy Miller**, Madison, Wis.

[\*\*] Term: **14 Years**

[21] Appl. No.: **911,311**

[22] Filed: **Jul. 10, 1992**

[52] U.S. Cl. .... **D21/191**

[58] Field of Search ..... 482/39, 40, 140, 904; 5/417, 420; D21/191

### OTHER PUBLICATIONS

"Lifeline" Waistliner Sit-Up Bar Brochure, published by Lifeline Production and Marketing, Inc., Madison, Wi., at least as early as 1991.

"Don't Just Workout" catalog by Excel, Pico Rivera, Ca., pp. 41 and 42, published at least as early as 1991.

"Shape Rx Shop" Catalog by Dynamic Classics, Ltd., Saddlebrook, N.J., published in 1990.

"Tunturi Accessories II" flyer, by Tunturi, Inc., Redmond, Wa., published at least as early as 1991.

[56] **References Cited**

#### U.S. PATENT DOCUMENTS

D. 203,836	2/1966	Hass	D21/198
D. 277,218	1/1985	Hinds	D21/191
D. 279,917	7/1985	Hill	D21/191
1,939,165	8/1934	Turner	.
2,050,652	8/1936	Fleming	.
4,121,825	10/1978	Hult	.
4,182,510	1/1980	Lundell	482/140
4,212,458	7/1980	Bizilia	482/140
4,417,726	11/1983	Schleis	.
4,593,902	6/1986	Michaelson	.
4,602,782	7/1986	Carlson	.
4,611,805	9/1986	Franklin et al.	.
4,653,747	3/1987	Newcomer	482/140
4,679,788	7/1987	Adler	482/140

*Primary Examiner*—Bernard Ansher

*Assistant Examiner*—Philip Hyder

*Attorney, Agent, or Firm*—Andrus, Scales, Starke & Sawall

[57] **CLAIM**

The design for a physical exerciser, as shown.

### DESCRIPTION

FIG. 1 is a perspective view of the physical exerciser incorporating our new design;

FIG. 2 is a top plan view thereof;

FIG. 3 is a front elevational view thereof;

FIG. 4 is a rear elevational view thereof;

FIG. 5 is a left side elevational view thereof; and,

FIG. 6 is a bottom plan view thereof.




FIG. 1

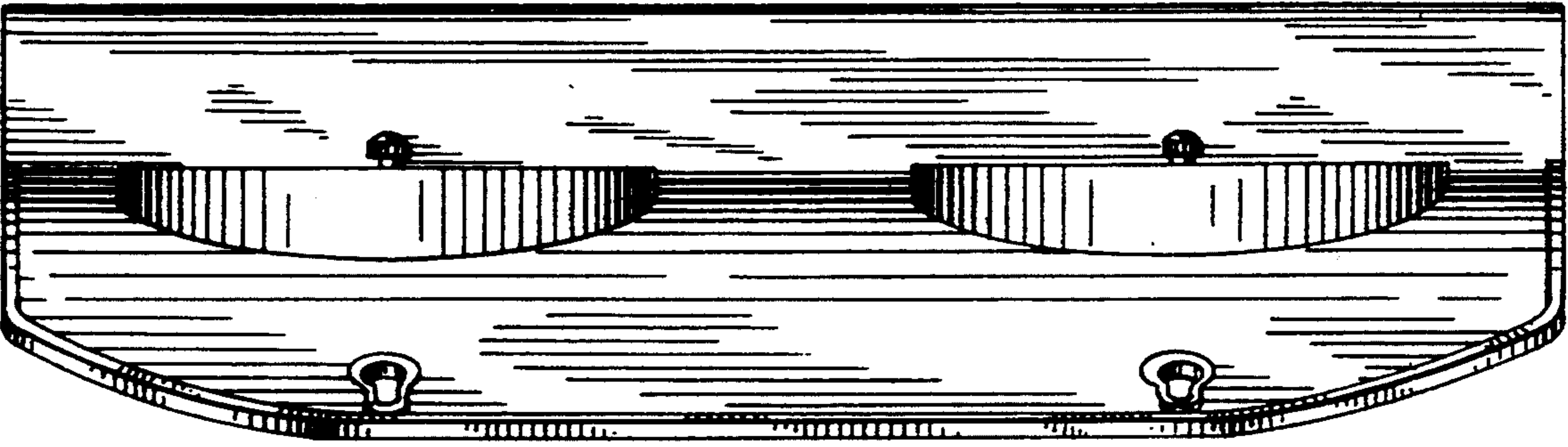



FIG. 3




FIG. 4




FIG. 2

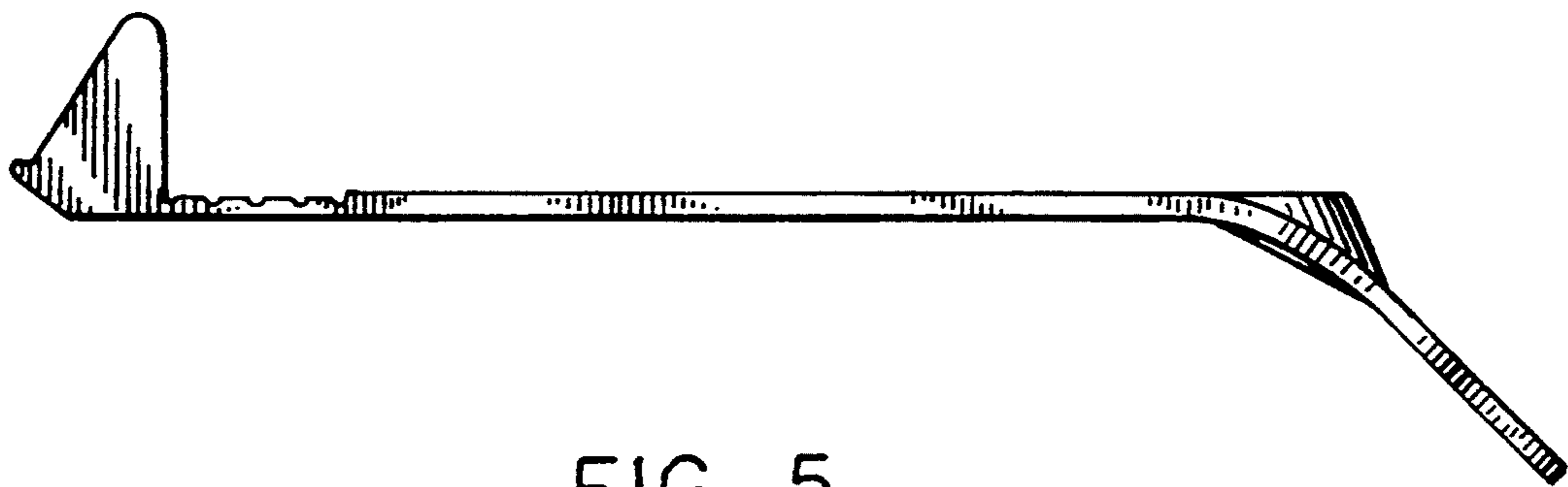


FIG. 5

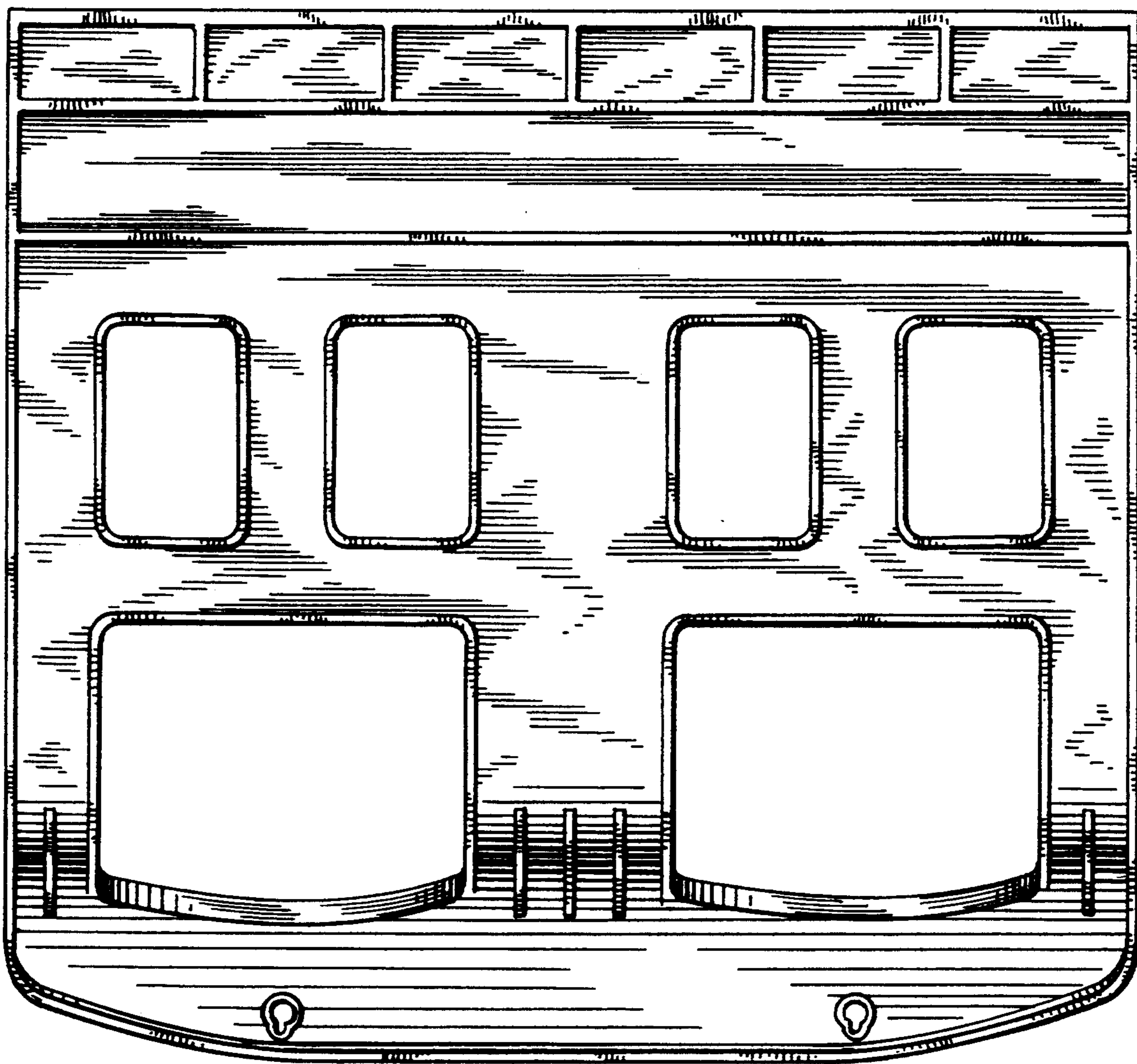


FIG. 6