



US00D349305S

# United States Patent [19] Diehl

[11] Patent Number: **Des. 349,305**

[45] Date of Patent: **\*\* Aug. 2, 1994**

[54] **BULLS EYE TARGET PLAYING CARD**

5,090,707 2/1992 Patz ..... 273/298

[76] Inventor: **Rodney E. Diehl**, 311 S. Booth Dr.,  
New Castle, Del. 19720

*Primary Examiner*—Bernard Ansher  
*Assistant Examiner*—Sandra Morris

[\*\*] Term: **14 Years**

[57] **CLAIM**

[21] Appl. No.: **949,004**

The ornamental design for a bulls eye target playing card, as shown and described.

[22] Filed: **Sep. 21, 1992**

[52] U.S. Cl. .... **D21/42**

[58] Field of Search ..... 273/292-308;  
D21/42-47, 5, 6

### DESCRIPTION

FIG. 1 is a rear elevational view of the bulls eye target playing card showing my new design;

FIG. 2 is a front elevational view thereof, the broken line showing of the heart is for illustrative purposes only, and forms no part of the claimed design;

FIG. 3 is a left side elevational view thereof;

FIG. 4 is a right side elevational view thereof;

FIG. 5 is a top plan view thereof;

FIG. 6 is a bottom plan view thereof; and,

FIG. 7 is a perspective view thereof.

[56] **References Cited**

#### U.S. PATENT DOCUMENTS

D. 310,248	8/1990	Leite	.....	D21/42
1,188,204	6/1916	Pitt	.....	273/296
1,203,498	10/1916	Culp	.....	273/296
1,597,457	8/1926	Moorman	.....	273/298
1,704,457	3/1929	Bedard	.....	273/298

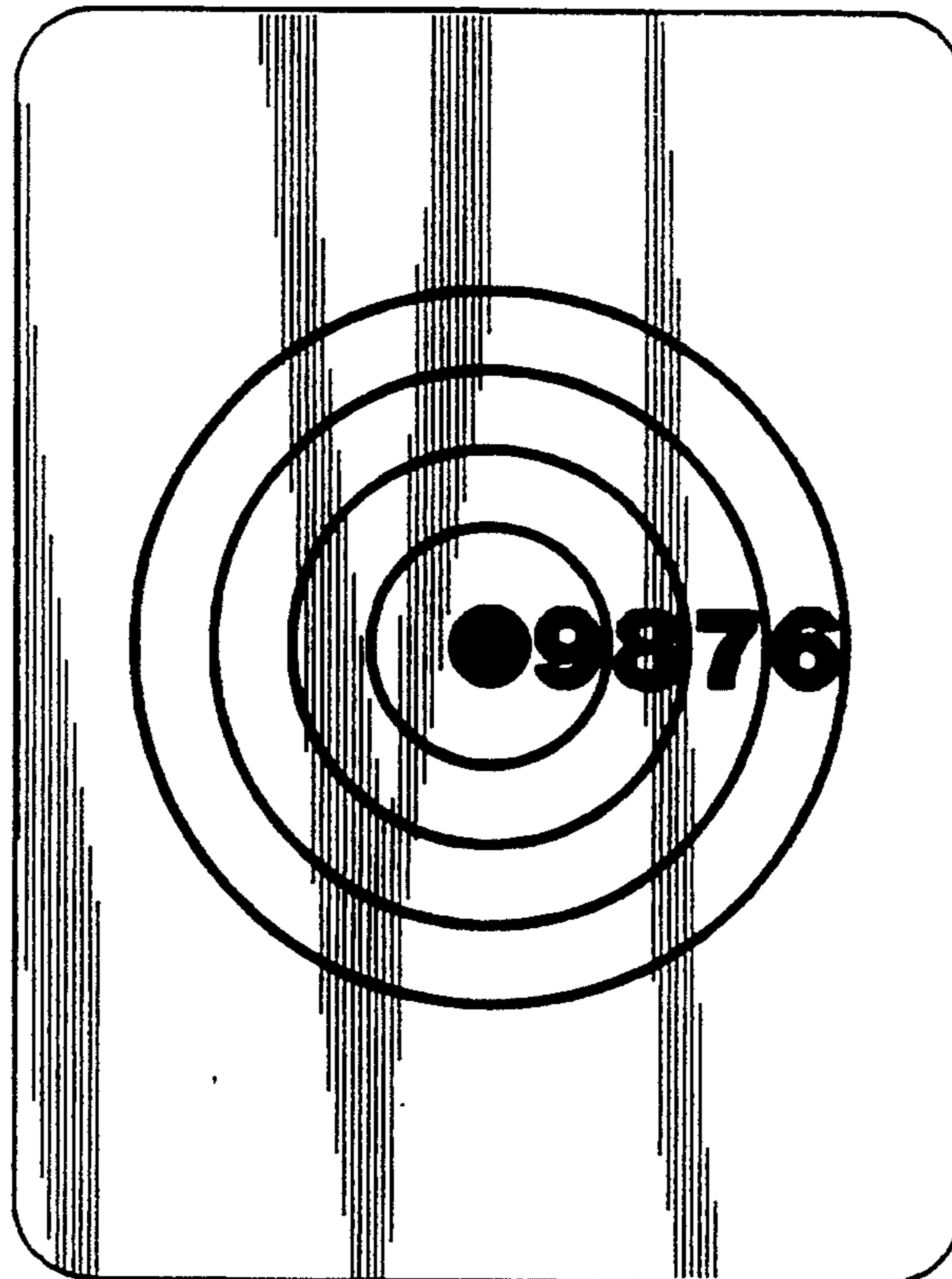


FIG. 1

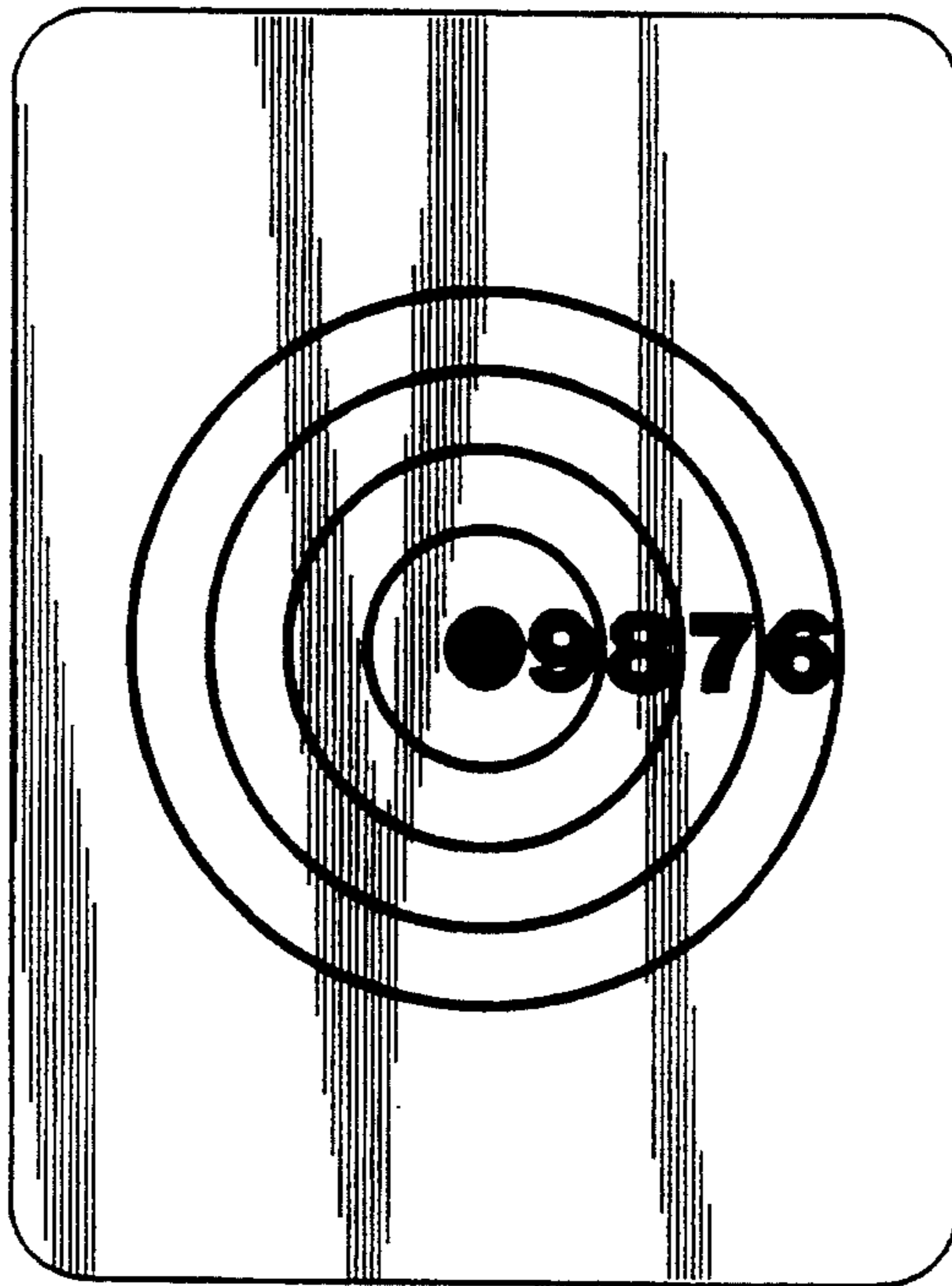
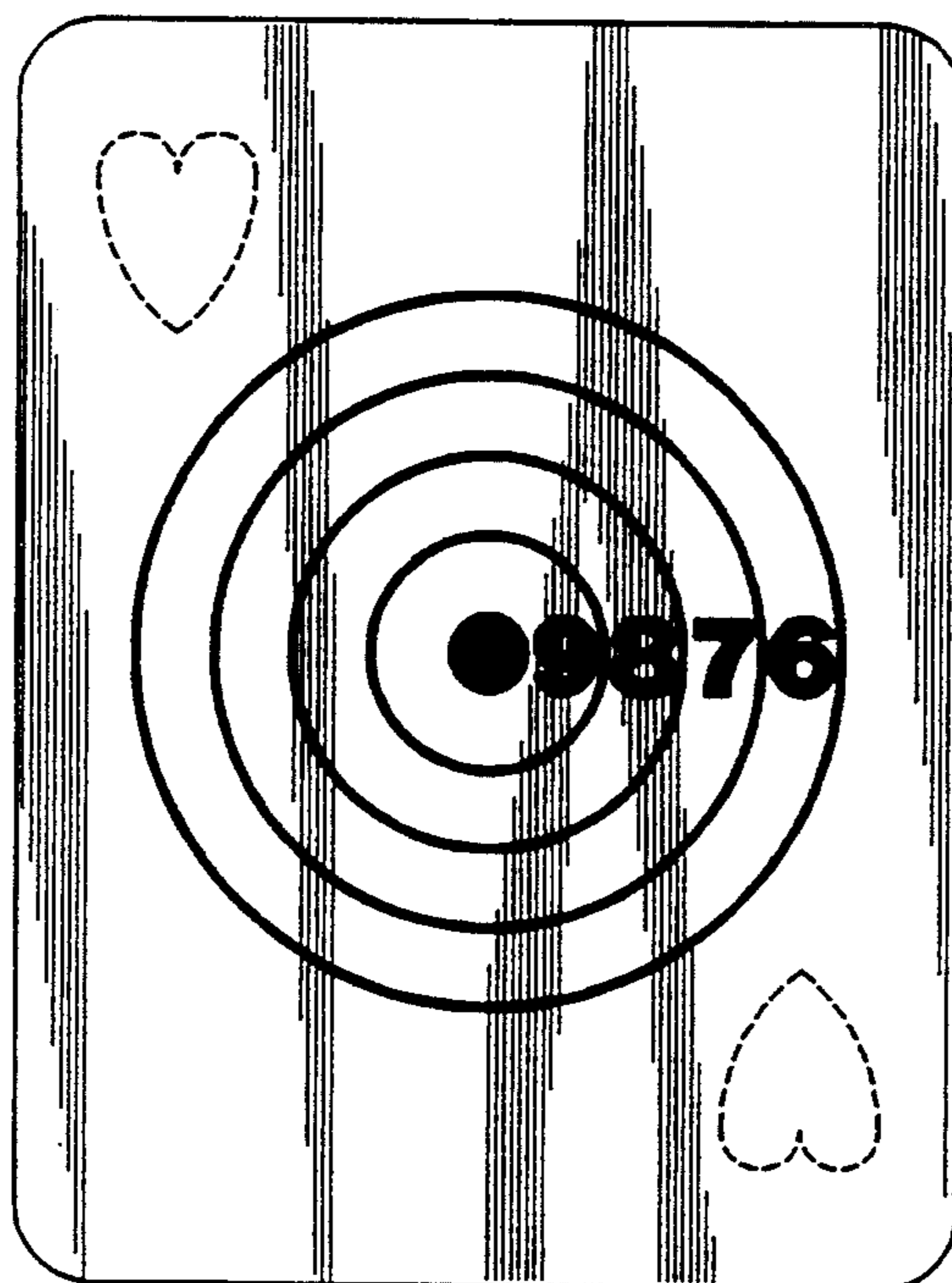


FIG. 2



*FIG. 3*



*FIG. 4*



*FIG. 5*



*FIG. 6*



FIG. 7

