



US00D349297S

# United States Patent [19]

[11] Patent Number: **Des. 349,297**

**Shimizu**

[45] Date of Patent: **\*\* Aug. 2, 1994**

[54] **CAP FOR A WRITING INSTRUMENT**

5,066,156	11/1991	Petrillo et al.	401/213
5,114,258	5/1992	Yasunaga	401/202
5,176,460	1/1993	Garry	401/202

[75] Inventor: **Kazuhisa Shimizu**, Tokyo, Japan

[73] Assignee: **Pentel Kabushiki Kaisha**, Tokyo, Japan

*Primary Examiner*—Nelson C. Holtje  
*Assistant Examiner*—Martie Thompson  
*Attorney, Agent, or Firm*—Wenderoth, Lind & Ponack

[\*\*] Term: **14 Years**

[57] **CLAIM**

[21] Appl. No.: **912,176**

The ornamental design for a cap for a writing instrument, as shown and described.

[22] Filed: **Jul. 13, 1992**

[52] U.S. Cl. .... **D19/57; D19/56**

**DESCRIPTION**

[58] Field of Search ..... 401/202, 213, 243-247;  
D19/35, 36, 41-51, 54-58, 81-85

FIG. 1 is a top, right front perspective view of a cap for a writing instrument showing my new design;

FIG. 2 is a front elevational view;

FIG. 3 is a right side elevational view, the left side being a mirror image thereof;

FIG. 4 is a top plan view;

FIG. 5 is a bottom plan view; and,

FIG. 6 is a rear elevational view thereof.

[56] **References Cited**

**U.S. PATENT DOCUMENTS**

D. 305,551	1/1990	Oka	D19/56 X
D. 335,142	4/1993	Katami	D19/57
5,061,105	10/1991	Isode	D19/57 X




FIG. 1

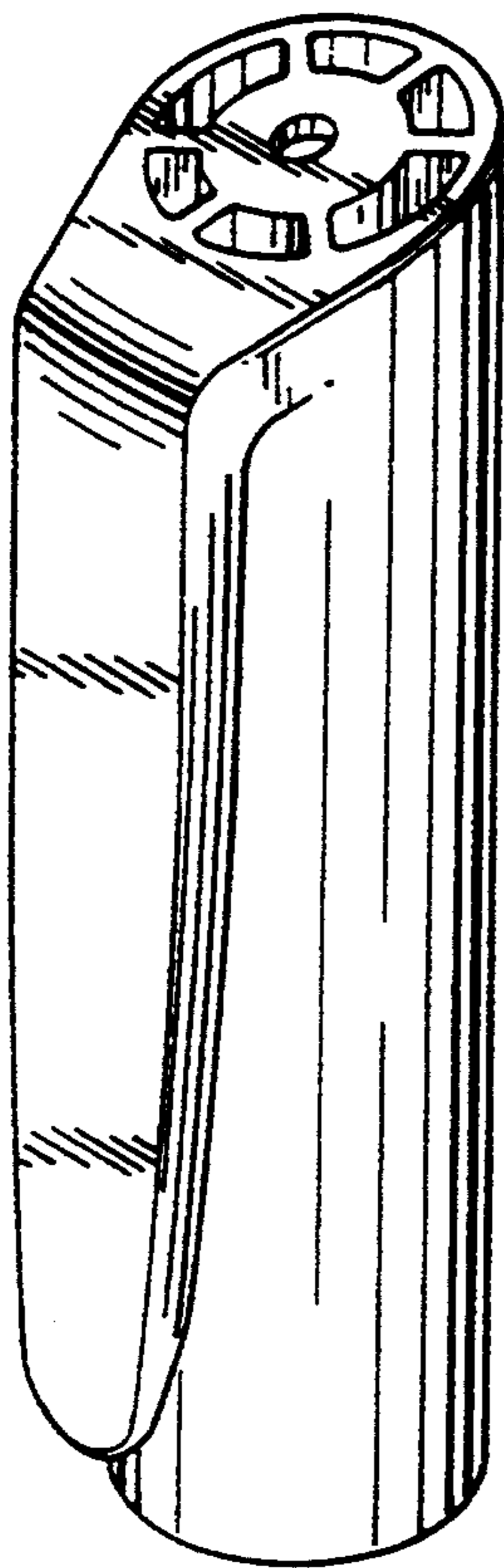


FIG. 2




FIG. 3

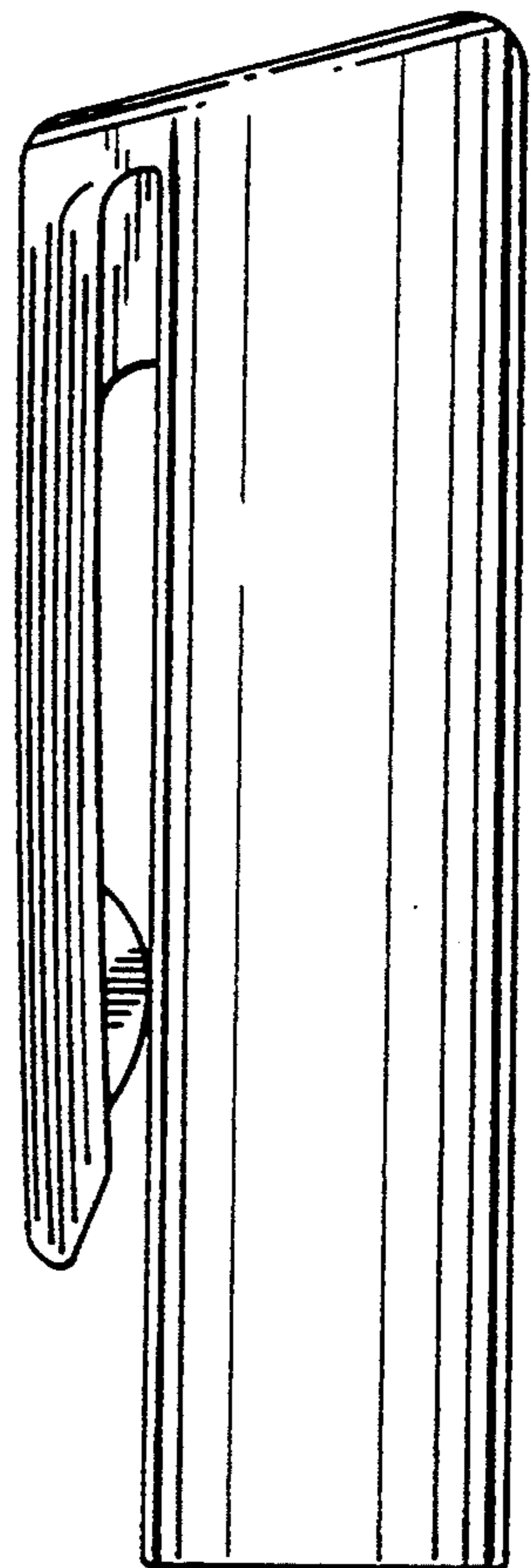


FIG. 4

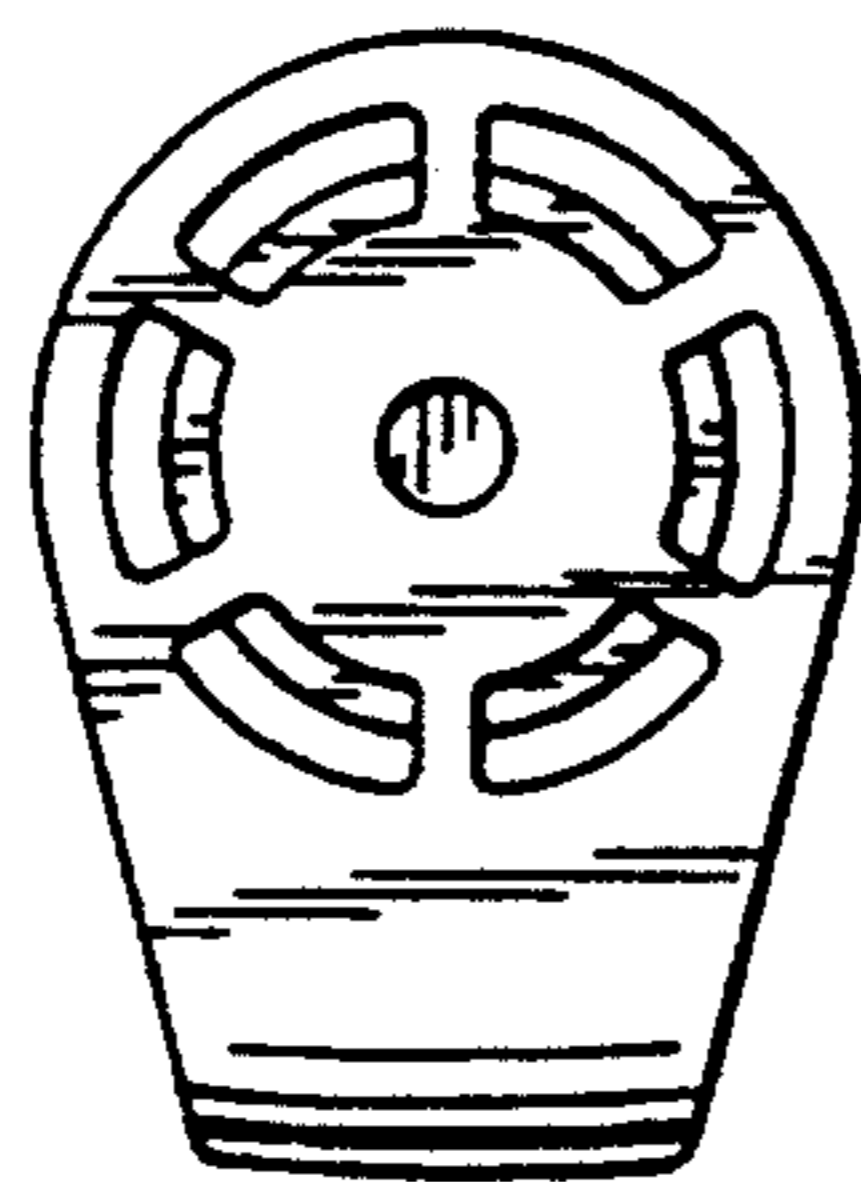


FIG. 5

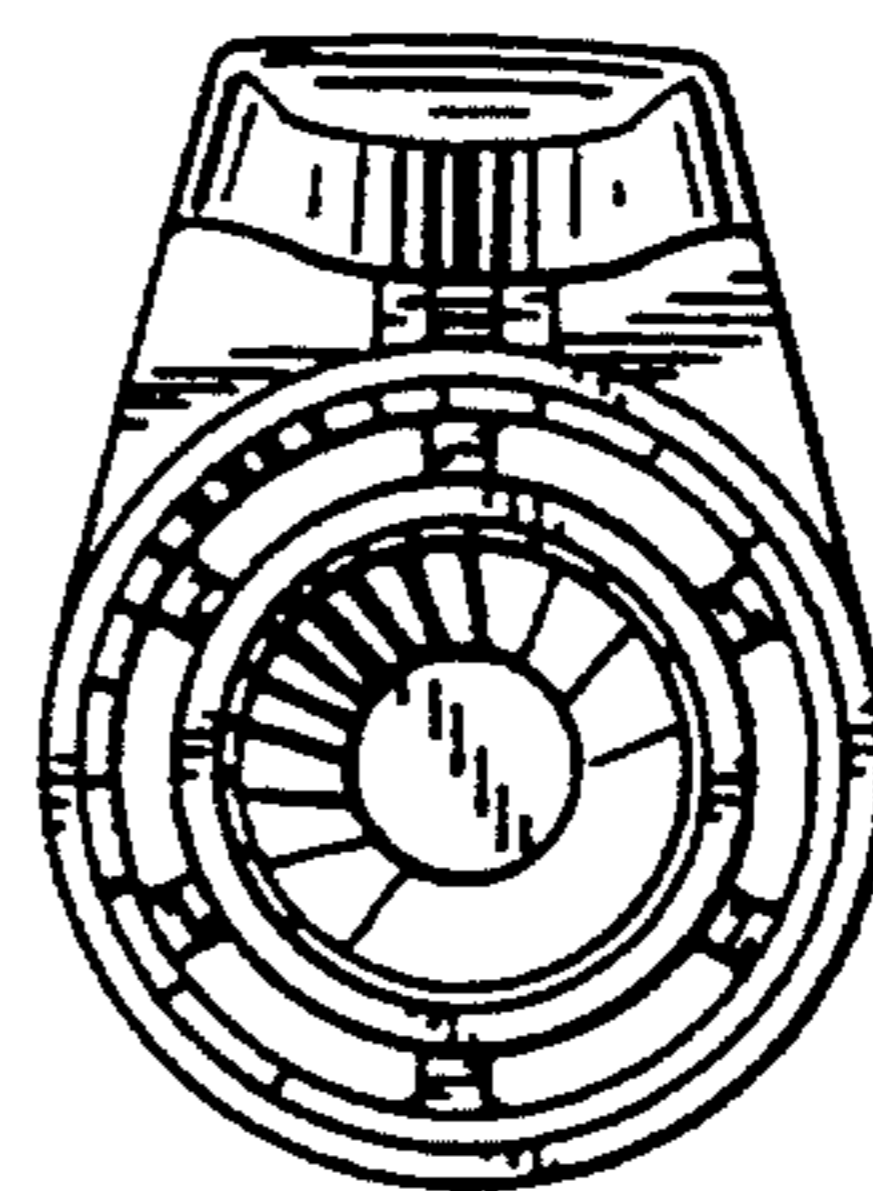


FIG. 6

