



US00D349268S

United States Patent [19]

[11] Patent Number: **Des. 349,268**

Jones

[45] Date of Patent: **** Aug. 2, 1994**

[54] **COMBINED WINDOW AND FRAME**

[76] Inventor: **Edgar W. Jones, 2757 Progress Park, Stow, Ohio 44224**

[**] Term: **14 Years**

[21] Appl. No.: **75**

[22] Filed: **Oct. 2, 1992**

[52] U.S. Cl. **D12/183; D25/52**

[58] Field of Search **49/392, 393, 502, 504; D25/52; D12/183**

Abstract of U.S. Pat. No. 4,119,341 published in the Oct. 10, 1978 OG at p. 612 Inventor—Cook.

Abstract, U.S. Pat. No. 254,247, is published in the Feb. 19, 1980 OG at p. 1115 Inventors—Van et al.

Primary Examiner—A. Hugo Word

Assistant Examiner—Doris Clark

Attorney, Agent, or Firm—Renner, Kenner, Greive, Bobak, Taylor & Weber

[57] **CLAIM**

The ornamental design for a combined window and frame, as shown and described.

[56] **References Cited**

U.S. PATENT DOCUMENTS

2,059,015	10/1936	Morrison	49/391
2,114,896	4/1938	Axe	D25/52
2,277,779	3/1942	Roethel	49/391
2,786,711	3/1957	Culver	49/391
2,978,995	4/1961	Dean	D25/52
3,770,312	11/1973	Shadburn	296/28
3,808,742	5/1974	Ehret et al.	D12/183
4,671,013	6/1987	Friese et al.	49/380

OTHER PUBLICATIONS

P. 501 from the Nov. 9, 1976 OG provides an abstract of U.S. Pat. No. 3,990,186 Inventor—Gebhard.

Abstract of U.S. Pat. No. 4,014,069 published in the Mar. 29, 1977 OG at p. 1562 Inventor—Walker.

Abstract of U.S. Pat. No. 4,124,054 published in the Nov. 7, 1978 OG at p. 90 Inventor—Spretnjak.

DESCRIPTION

FIG. 1 is a front perspective view of a combined window and frame of the present invention;

FIG. 2 is a rear elevational view of the window with frame of FIG. 1;

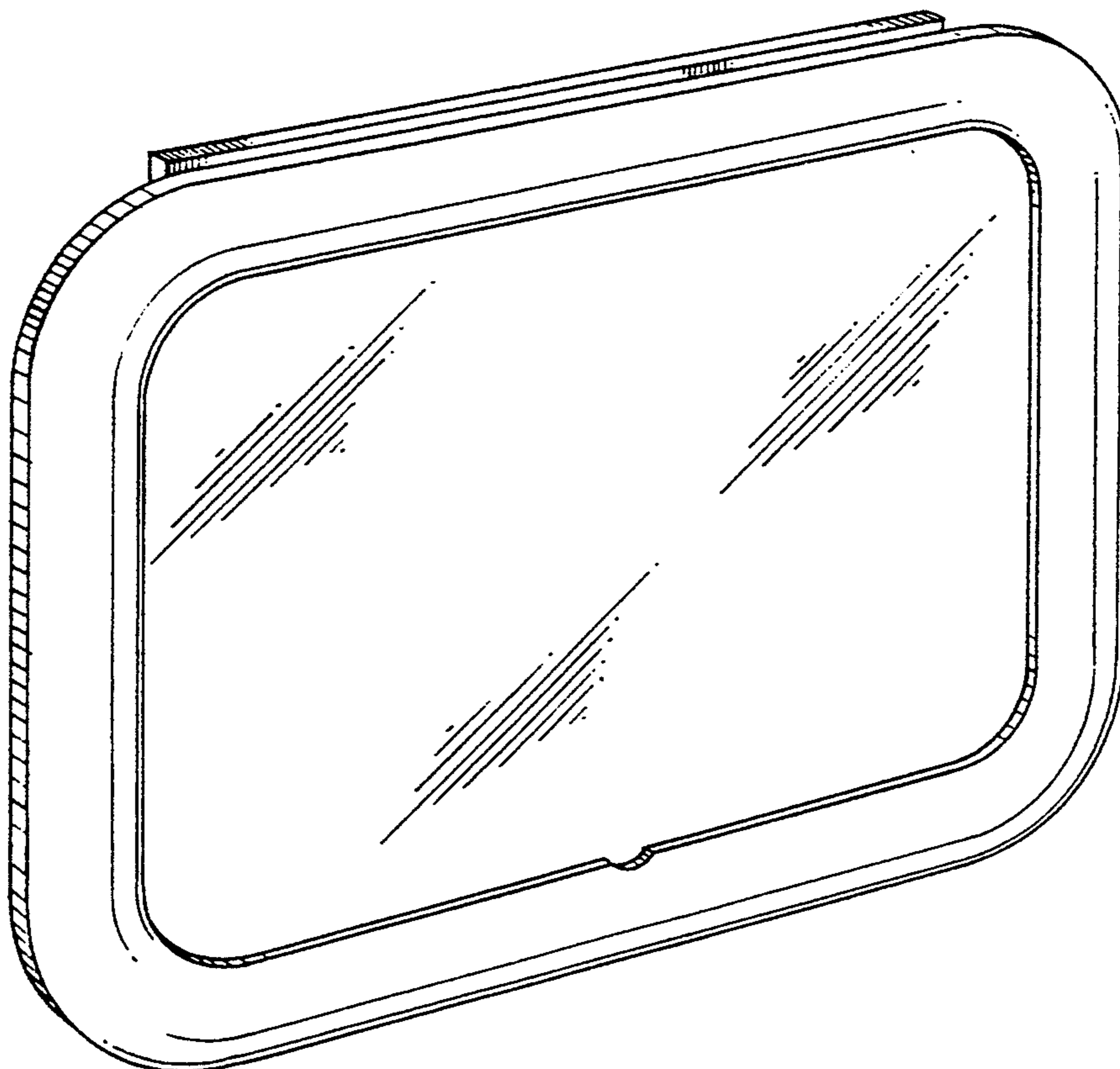
FIG. 3 is a right side elevational view of the window with frame of FIG. 2;

FIG. 4 is a left side elevational view of the window with frame of FIG. 2;

FIG. 5 is a top elevational view of the window with frame of FIG. 1;

FIG. 6 is a bottom elevational view of the window with frame of FIG. 1; and,

FIG. 7 is a front perspective view of the combined window and frame of FIG. 1, the broken lines showing a vehicle are for illustrative purposes only and form no part of the claimed design.



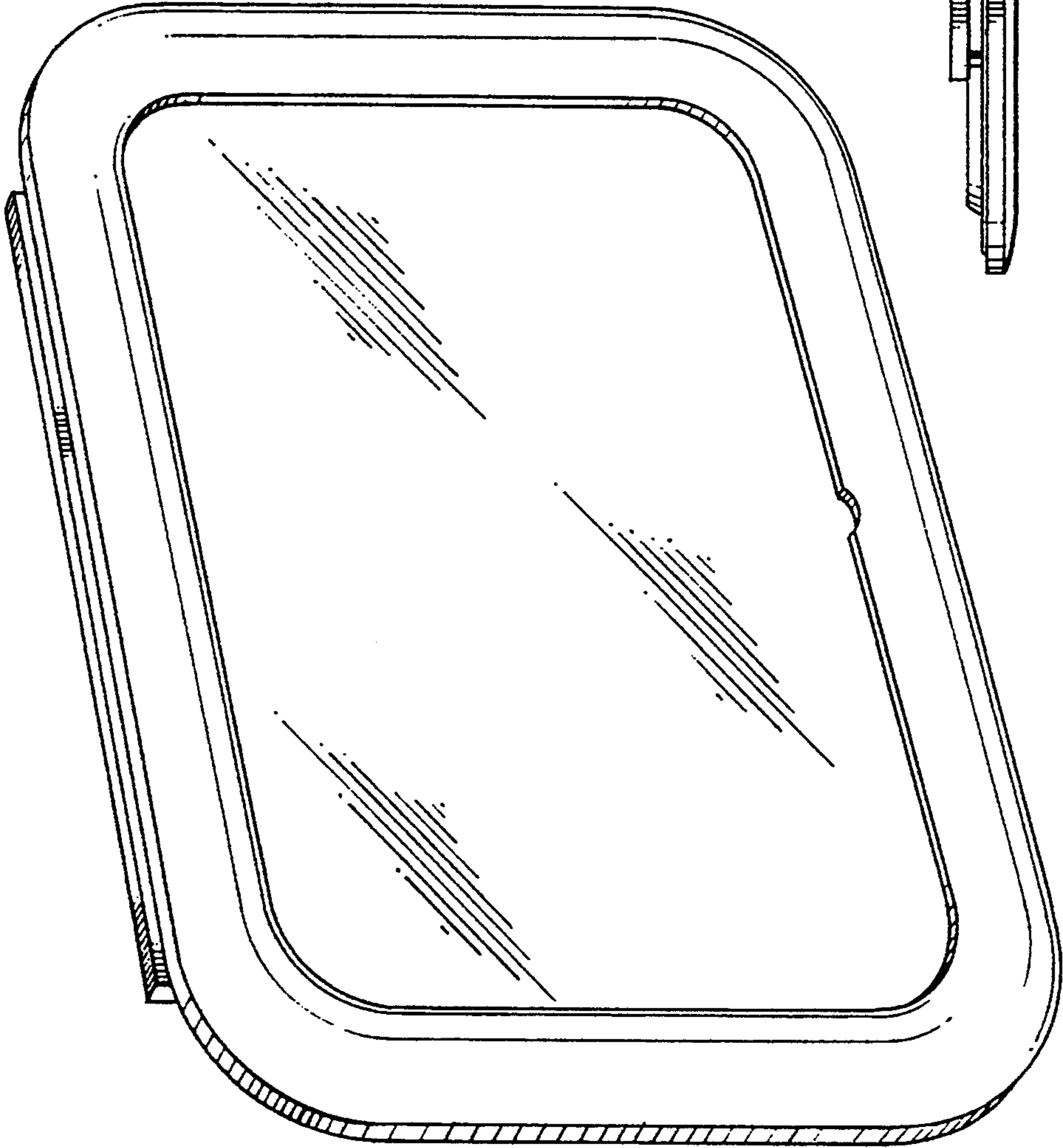


FIG.1



FIG.5



FIG.6

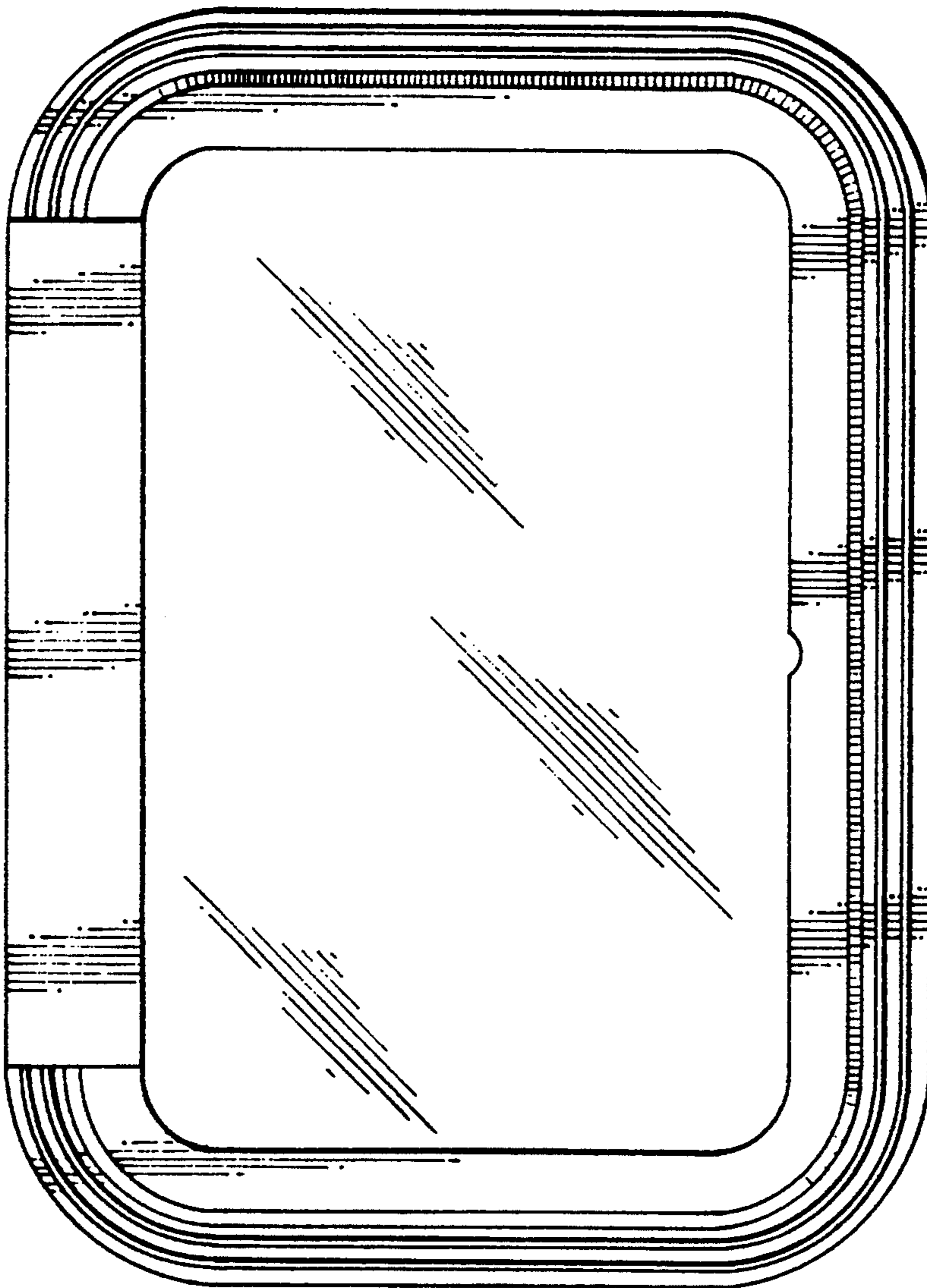


FIG. 2




FIG. 3




FIG. 4

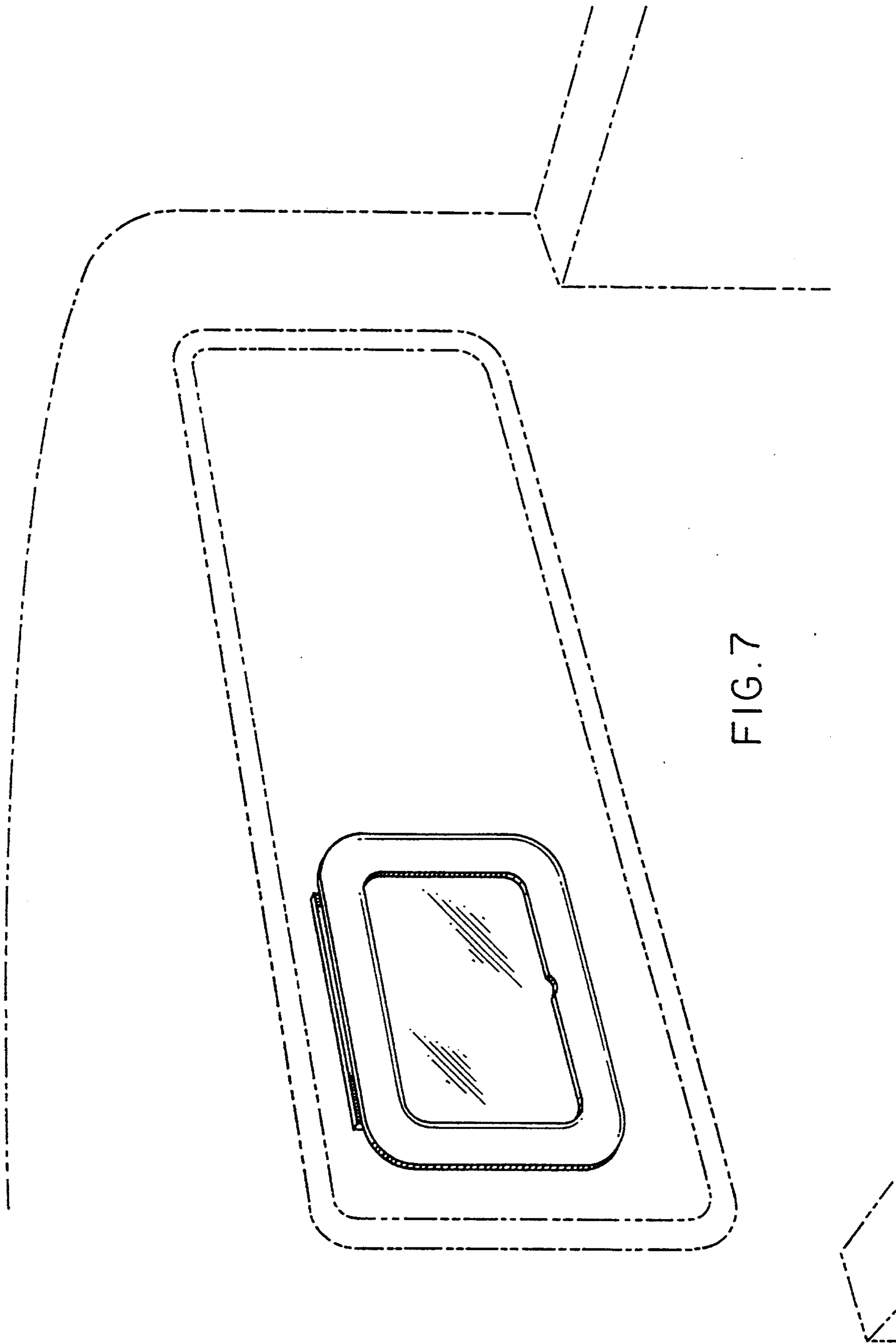


FIG. 7