



US00D349263S

United States Patent [19]

[11] Patent Number: **Des. 349,263**

Mukai

[45] Date of Patent: **** Aug. 2, 1994**

[54] **SLIDER FOR SLIDE FASTENERS**

[75] Inventor: **Fumie Mukai, Toyama, Japan**

[73] Assignee: **Yoshida Kogyo K.K., Japan**

[**] Term: **14 Years**

[21] Appl. No.: **6,227**

[22] Filed: **Mar. 23, 1993**

[52] U.S. Cl. **D11/221**

[58] Field of Search 24/381, 385, 415-417,
24/427-431; 264/252; D11/200, 221

[56] **References Cited**

U.S. PATENT DOCUMENTS

- D. 320,576 10/1991 Terada et al. D11/200
- D. 320,769 10/1991 Komuro D11/221
- D. 321,154 10/1991 Komuro D11/200
- D. 324,663 3/1992 Ebata D11/221

D. 342,466 12/1993 Tominaga et al. D11/221

Primary Examiner—A. Hugo Word
Assistant Examiner—R. Seifert
Attorney, Agent, or Firm—Hill, Steadman & Simpson

[57] **CLAIM**

The ornamental design for slider for slide fasteners, as shown.

DESCRIPTION

FIG. 1 is a front view of a slider for slide fasteners; FIG. 2 is a rear view of the slider for slide fasteners of FIG. 1; FIG. 3 is a plan view of the slider for slide fasteners of FIG. 1; FIG. 4 is a base view of the slider for slide fasteners of FIG. 1; and, FIG. 5 is a right side view of the slider for slide fasteners of FIG. 1, the opposite side view being a mirror image.




FIG. 1




FIG. 2




FIG. 3

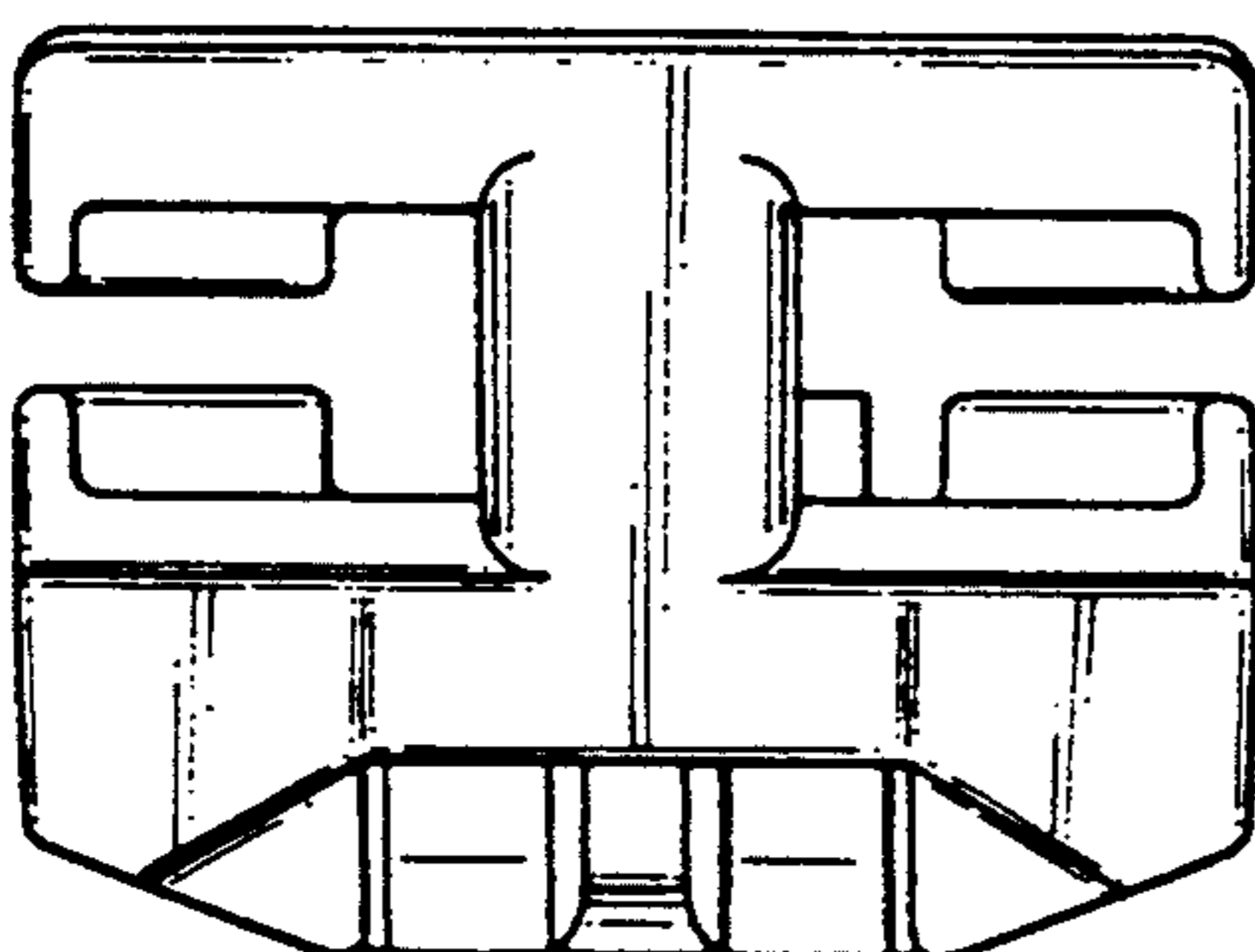


FIG. 4

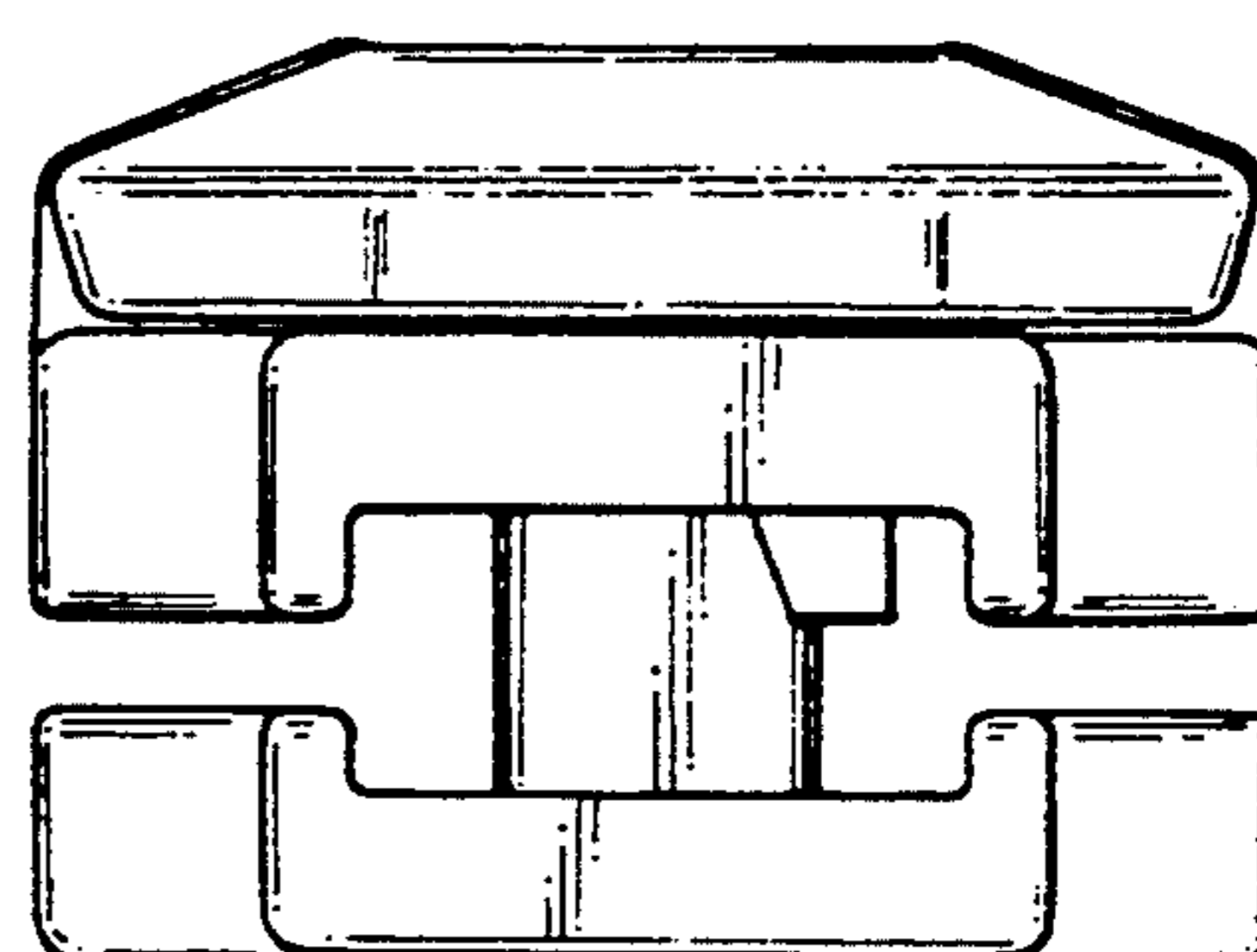


FIG. 5

