



US00D349257S

# United States Patent [19]

[11] Patent Number: **Des. 349,257**

**Polenberg**

[45] Date of Patent: **\*\* Aug. 2, 1994**

[54] **WATCH STRAP**

D. 336,866 6/1993 Tasou ..... D11/3  
2,191,314 2/1940 Davis ..... 224/168

[75] Inventor: **Myron Polenberg, New York, N.Y.**

*Primary Examiner*—Ralf T. Seifert  
*Attorney, Agent, or Firm*—Nims, Howes, Collison,  
Hansen & Lackert

[73] Assignee: **Swiss Army Brands, Ltd., Shelton, Conn.**

[\*\*] Term: **14 Years**

[57] **CLAIM**

[21] Appl. No.: **6,004**

The ornamental design for a watch strap, as shown and described.

[22] Filed: **Mar. 17, 1993**

[52] U.S. Cl. .... **D11/3**

[58] Field of Search ..... 63/1.1, 2, 3, 5.1;  
224/168; D11/1-5, 19-25, 93

### DESCRIPTION

FIG. 1 is a perspective view of a watch strap showing my new design in solid lines with the broken line showing of environmental association matter being for illustrative purposes only and forming no part of the claimed design;

### [56] References Cited

#### U.S. PATENT DOCUMENTS

D. 255,017	5/1980	Hofman	.....	D11/3
D. 257,334	10/1980	Hofman	.....	D11/3
D. 257,335	10/1980	Hofman	.....	D11/3
D. 285,422	9/1986	Grimes	.....	D10/32
D. 289,502	4/1987	Woomer	.....	D10/32
D. 317,872	7/1991	Dobashi	.....	D10/32

FIG. 2 is a top plan view thereof;  
FIG. 3 is a bottom plan view thereof;  
FIG. 4 is a right side elevational view thereof, the left side being a mirror image thereof;  
FIG. 5 is a front elevational view thereof; and,  
FIG. 6 is a rear elevational view thereof.

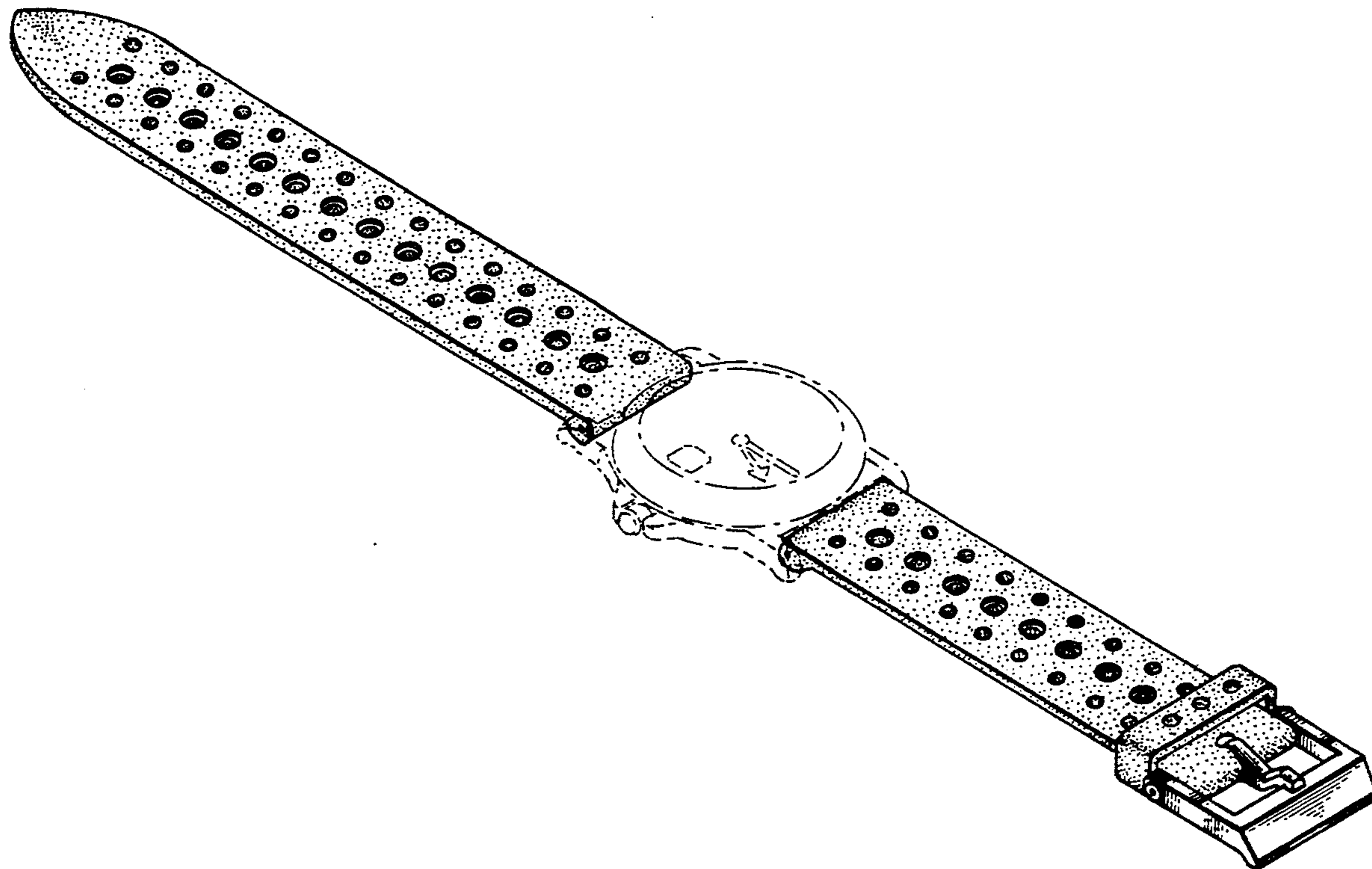


FIG. 1

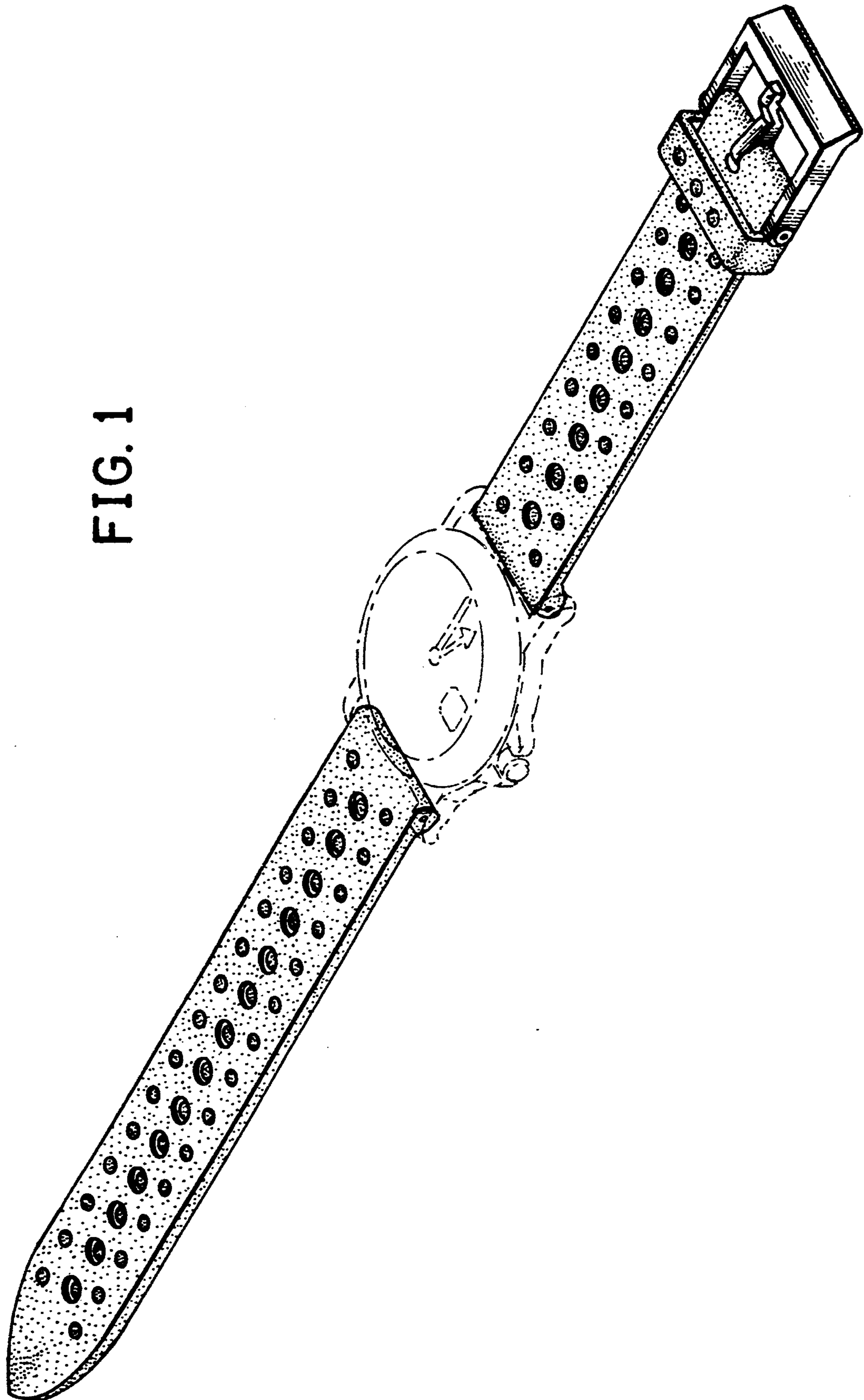


FIG. 2

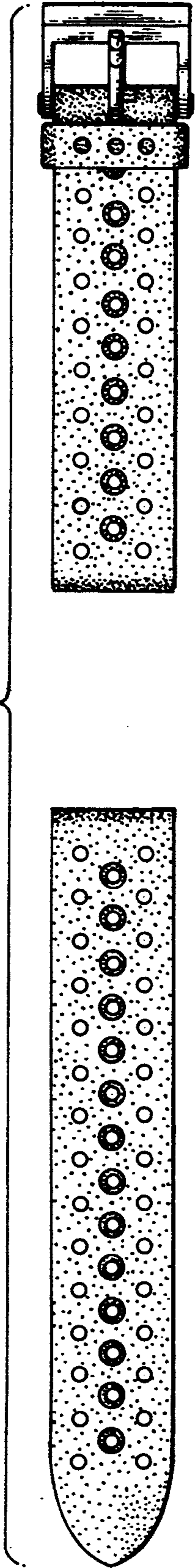


FIG. 3

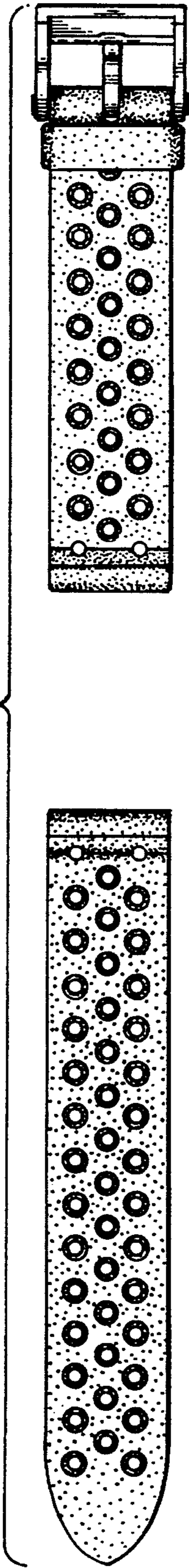


FIG. 4

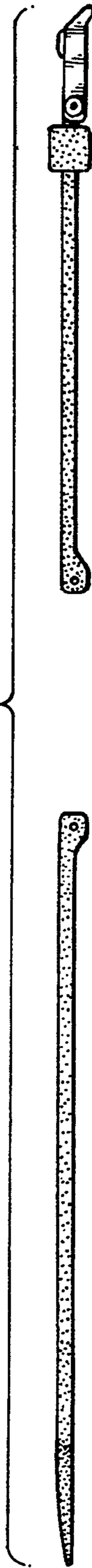


FIG. 5



FIG. 6

