



US00D349251S

United States Patent [19] Goto

[11] Patent Number: **Des. 349,251**

[45] Date of Patent: **** Aug. 2, 1994**

[54] **WRIST WATCH**

D. 337,277 7/1993 Scarinzi D10/30 X

[75] Inventor: **Atsushi Goto, Ome, Japan**

OTHER PUBLICATIONS

[73] Assignee: **Casio Computer Co., Ltd., Tokyo, Japan**

Swiss Watch & Jewelry Journal-Feb. 1989-p. 305--
Watch.

[**] Term: **14 Years**

Hong Kong Enterprise-Oct. 1990-p. 107-Watches at
left-half of page.

[21] Appl. No.: **921,474**

Primary Examiner-Nelson C. Holtje

[22] Filed: **Jul. 28, 1992**

Attorney, Agent, or Firm-Frishauf, Holtz, Goodman &
Woodward

[30] **Foreign Application Priority Data**

[57] **CLAIM**

Apr. 6, 1992 [JP] Japan 4-243

The ornamental design for a wrist watch, as shown and
described.

[52] U.S. Cl. **D10/39; D10/30**

[58] Field of Search 368/82-84,
368/239-242, 280-282, 285, 232; D10/1-40,
122-132

DESCRIPTION

[56] **References Cited**

U.S. PATENT DOCUMENTS

D. 320,749 10/1991 Tsukahara D10/30 X
D. 331,884 12/1992 Wunderman D10/35 X

FIG. 1 is a front elevation view of a wrist watch show-
ing my new design;

FIG. 2 is a right side elevation view thereof;

FIG. 3 is a left side elevation view thereof;

FIG. 4 is a top plan view thereof;

FIG. 5 is a bottom plan view thereof; and,

FIG. 6 is a rear elevation view thereof.

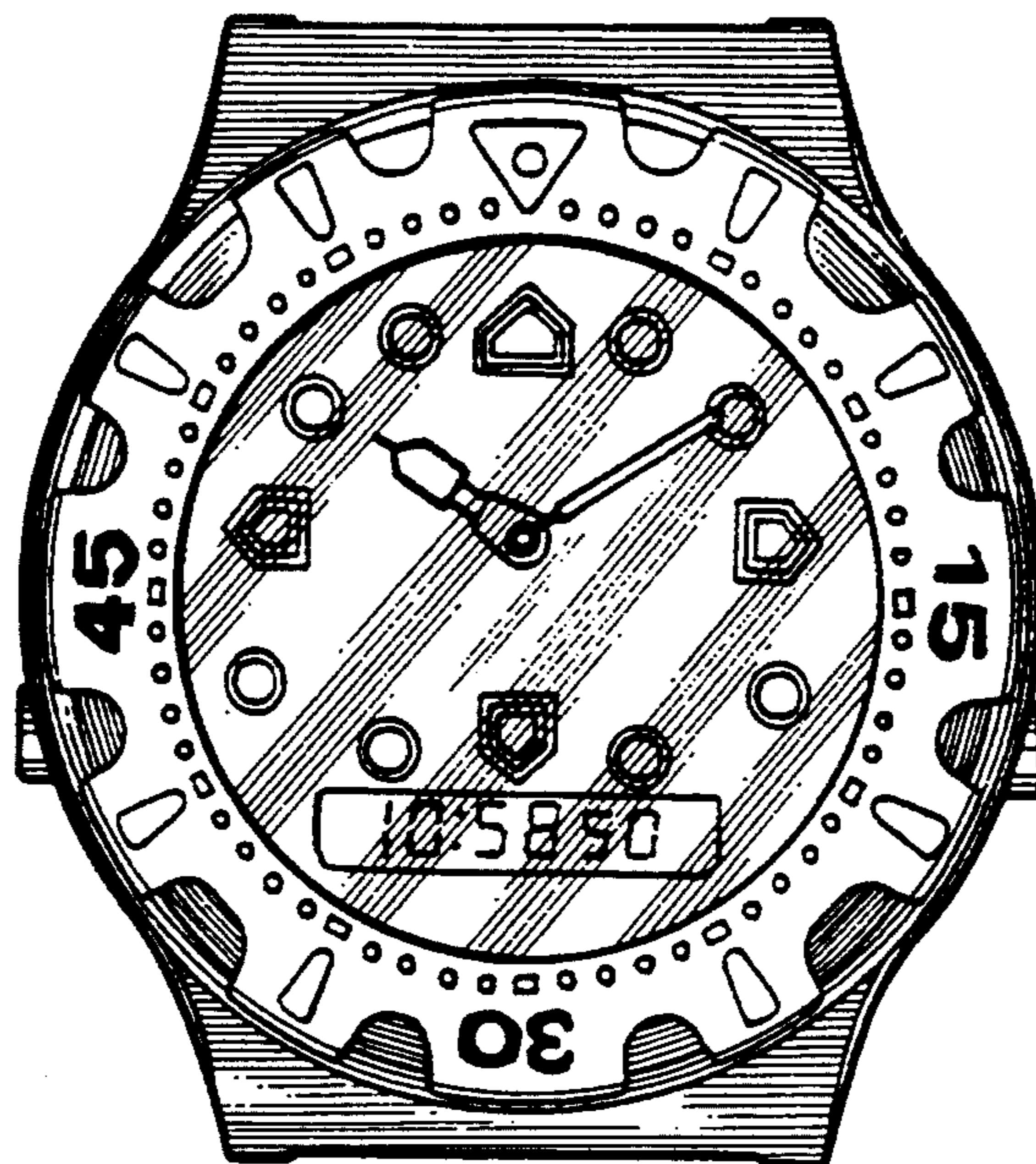


FIG. 4




FIG. 3




FIG. 1

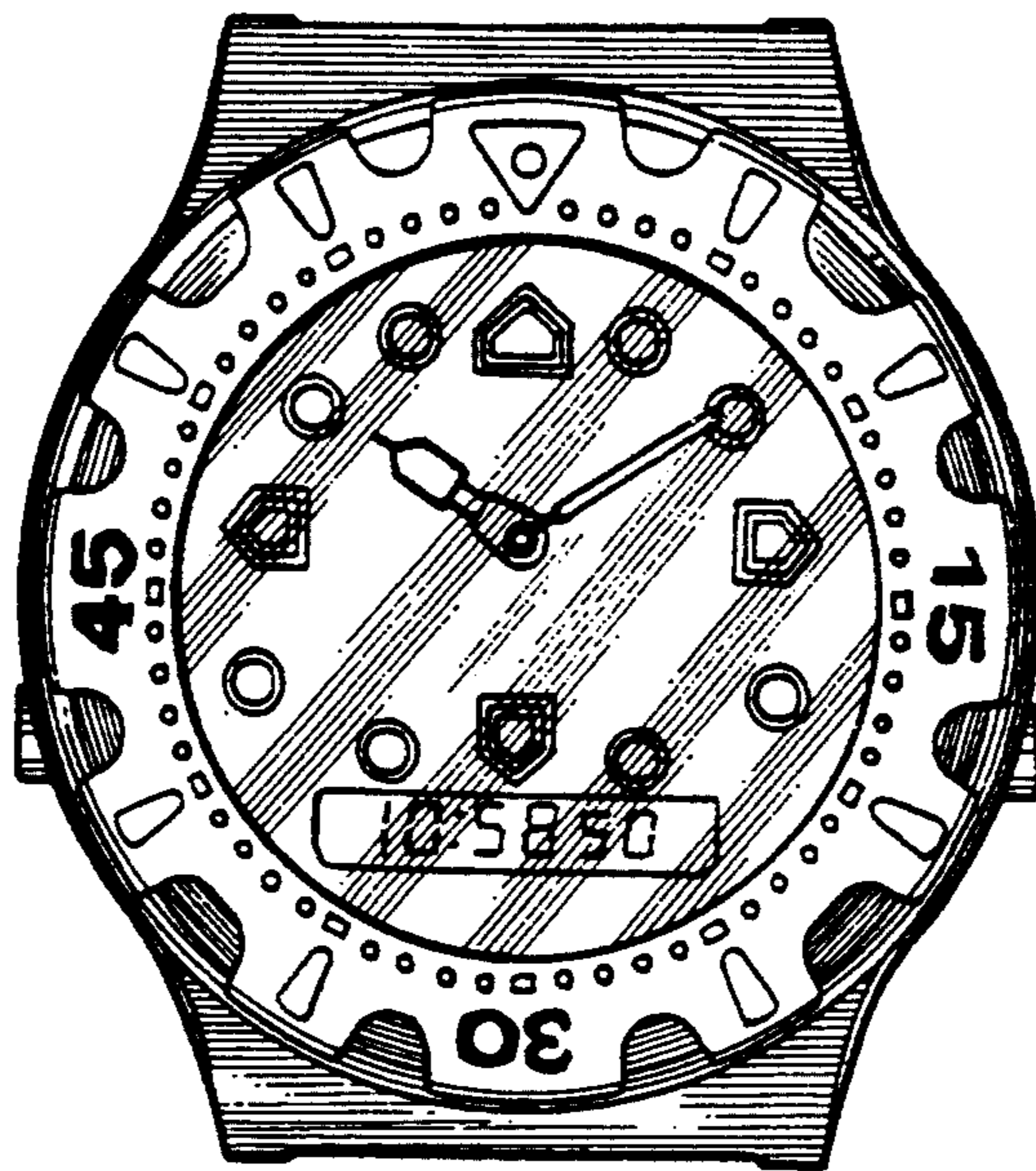


FIG. 2

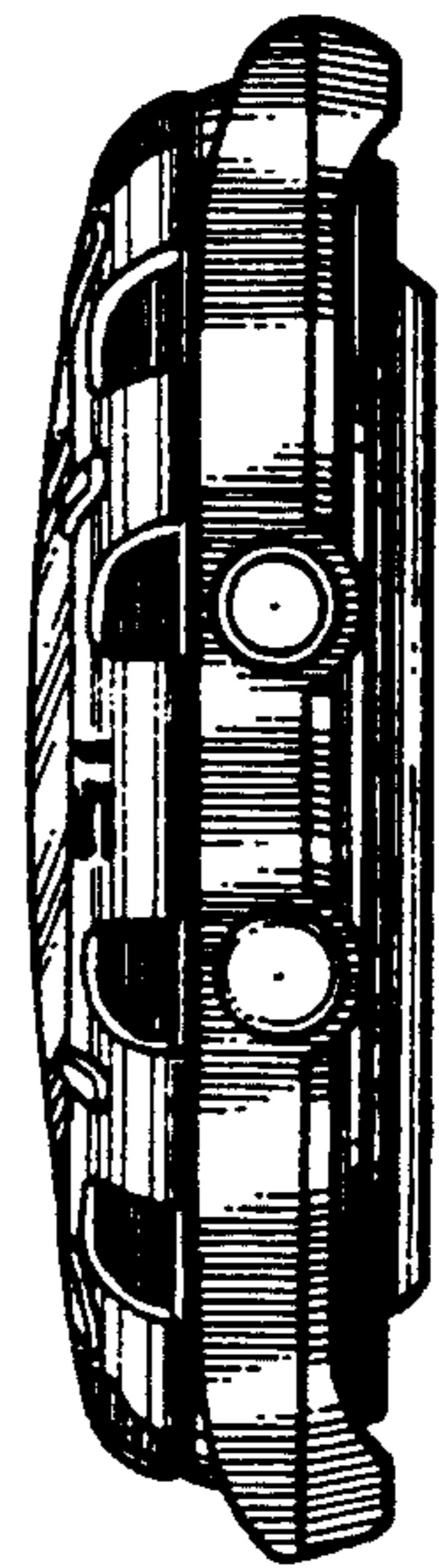


FIG. 5




FIG. 6

