



US00D349249S

United States Patent [19]

[11] Patent Number: **Des. 349,249**

Nakai

[45] Date of Patent: **** Aug. 2, 1994**

[54] **WRIST WATCH**

[75] Inventor: **Toshio Nakai, Ome, Japan**

[73] Assignee: **Casio Computer Co., Ltd., Tokyo, Japan**

[**] Term: **14 Years**

[21] Appl. No.: **921,482**

[22] Filed: **Jul. 28, 1992**

[30] **Foreign Application Priority Data**

Mar. 31, 1992 [JP] Japan 4-9072

[52] U.S. Cl. **D10/38; D10/30**

[58] Field of Search 368/82-84,
368/239-242, 280-282, 285; D10/1-40,
122-132

[56] **References Cited**

U.S. PATENT DOCUMENTS

- D. 301,692 6/1989 Wakamatsu D10/38
- D. 325,530 4/1992 Moriai D10/38
- D. 327,441 6/1992 Yamamoto D10/38
- D. 339,749 9/1993 Ishizaka D10/38

OTHER PUBLICATIONS

Jeweler's Circular-Keystone-Oct. 1985-p. 124-watch at right.

European Jeweler-Jun. 1988-p. 55-watch at top-left.

Hong Kong Enterprise-Jan. 1986-p. 25-watch at top-left.

W. Bell Catalog-1987-p. 97-watch at top-right.

Primary Examiner-Nelson C. Holtje

Attorney, Agent, or Firm-Frishauf, Holtz, Goodman & Woodward

[57] **CLAIM**

The ornamental design for a wrist watch, as shown and described.

DESCRIPTION

FIG. 1 is a front elevation view of a wrist watch showing my new design;

FIG. 2 is a right side elevation view thereof;

FIG. 3 is a left side elevation view thereof;

FIG. 4 is a top plan view thereof;

FIG. 5 is a bottom plan view thereof; and,

FIG. 6 is a rear elevation view thereof.



FIG. 4




FIG. 3




FIG. 1




FIG. 2

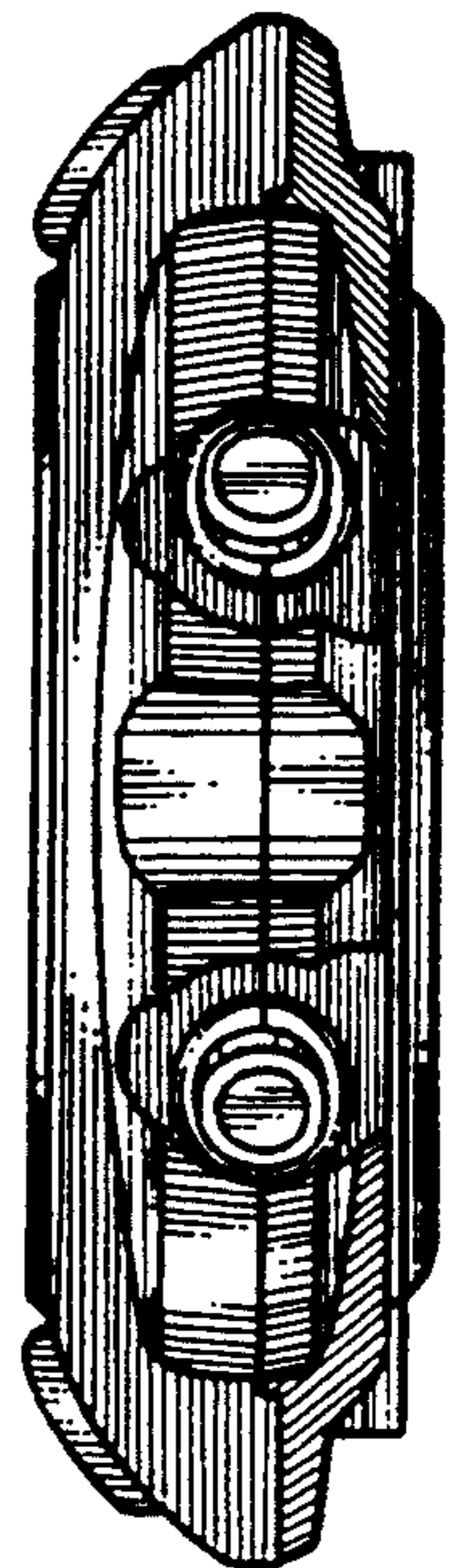


FIG. 5




FIG. 6

