



US00D349247S

# United States Patent [19] Sugita

[11] Patent Number: **Des. 349,247**

[45] Date of Patent: **\*\* Aug. 2, 1994**

[54] **WRIST WATCH**

[75] Inventor: **Shoichi Sugita, Wako, Japan**

[73] Assignee: **Casio Computer Co., Ltd., Tokyo, Japan**

[\*\*] Term: **14 Years**

[21] Appl. No.: **921,475**

[22] Filed: **Jul. 28, 1992**

[30] **Foreign Application Priority Data**

Mar. 31, 1992 [JP] Japan ..... 4-9075

[52] U.S. Cl. .... **D10/38; D10/30**

[58] Field of Search ..... 368/82-84,  
368/239-242, 280-282, 285; D10/1-40,  
122-132

[56] **References Cited**

**U.S. PATENT DOCUMENTS**

D. 301,692 6/1989 Wakamatsu ..... D10/38

D. 325,530 4/1992 Moriai ..... D10/38

D. 339,749 9/1993 Ishikara ..... D10/38

**OTHER PUBLICATIONS**

*Jeweler's Circular-Keystone*-Oct. 1985-p. 124-watch at top-right.

*European Jeweler*-Jun. 1988-p. 55-watch at top-left.

*Hong Kong Enterprise*-Jan. 1986-p. 25-watch at top-left.

*W. Bell Catalog*-1987-p. 97-watch at top-right.

*Primary Examiner*-Nelson C. Holtje

*Attorney, Agent, or Firm*-Frishauf, Holtz, Goodman & Woodward

[57] **CLAIM**

The ornamental design for a wrist watch, as shown and described.

**DESCRIPTION**

FIG. 1 is a front elevation view of a wrist watch showing our new design;


FIG. 2 is a right side elevation view thereof;

FIG. 3 is a left side elevation view thereof;


FIG. 4 is a top plan view thereof;

FIG. 5 is a bottom plan view thereof; and,


FIG. 6 is a rear elevation view thereof.



**FIG.4**



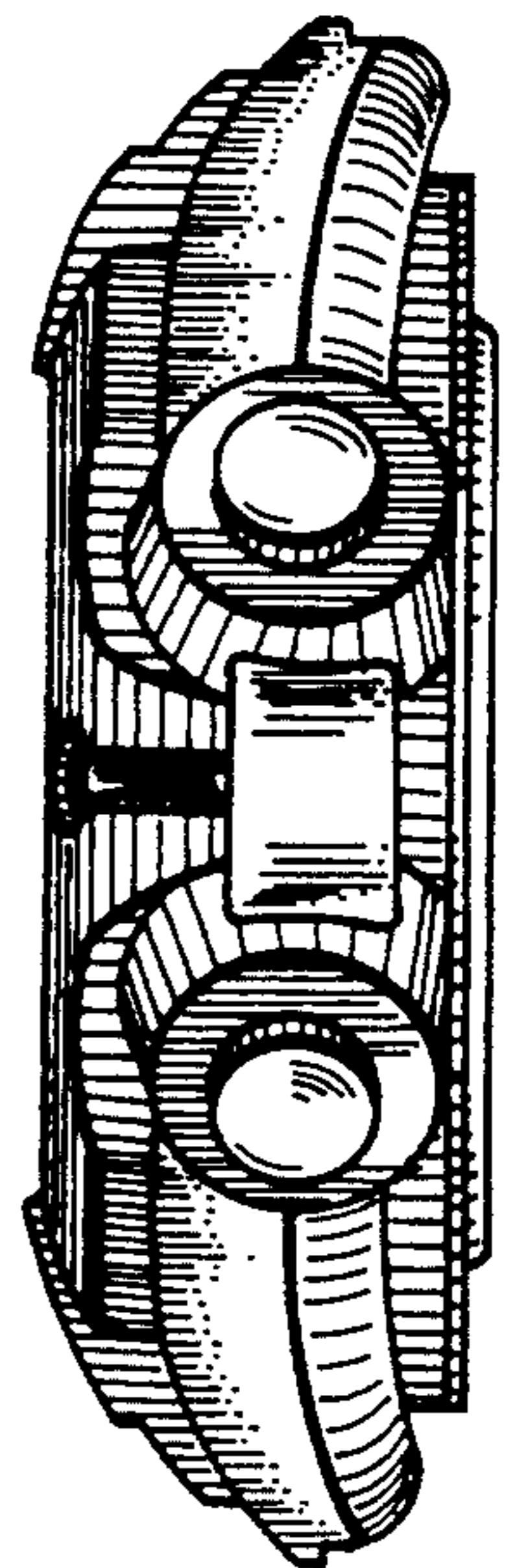
**FIG.3**



**FIG.1**



**FIG.2**



**FIG.5**



**FIG.6**

