



US00D349242S

United States Patent [19]

[11] Patent Number: **Des. 349,242**

Lazarchik et al.

[45] Date of Patent: **** Aug. 2, 1994**

[54] **DISPENSER COVER**

[75] Inventors: **Daniel B. Lazarchik**, Boston; **Jill M. Shurtleff**, South Boston, both of Mass.

[73] Assignee: **The Gillette Company**, Boston, Mass.

[**] Term: **14 Years**

[21] Appl. No.: **764,936**

[22] Filed: **Sep. 30, 1991**

[52] U.S. Cl. **D9/444**; D9/342; D9/445

[58] Field of Search D6/526; D9/342, 434-436, D9/441, 444, 445, 449, 451, 455, 456, 499; 206/352-360; D28/45

[56] **References Cited**

U.S. PATENT DOCUMENTS

D. 123,488	11/1940	Remy	D6/526
D. 159,807	8/1950	Hanson	D6/526
D. 247,349	2/1978	Carr	D9/342
D. 306,216	2/1990	Gray	D9/342 X

D. 312,568	12/1990	Gray	D9/342
D. 316,962	5/1991	Gray	D9/342
3,052,374	9/1962	Holohan	206/357 X
5,113,586	5/1992	Lazarchik et al.	206/356 X

FOREIGN PATENT DOCUMENTS

70992	5/1950	Denmark	206/356
-------	--------	---------	-------	---------

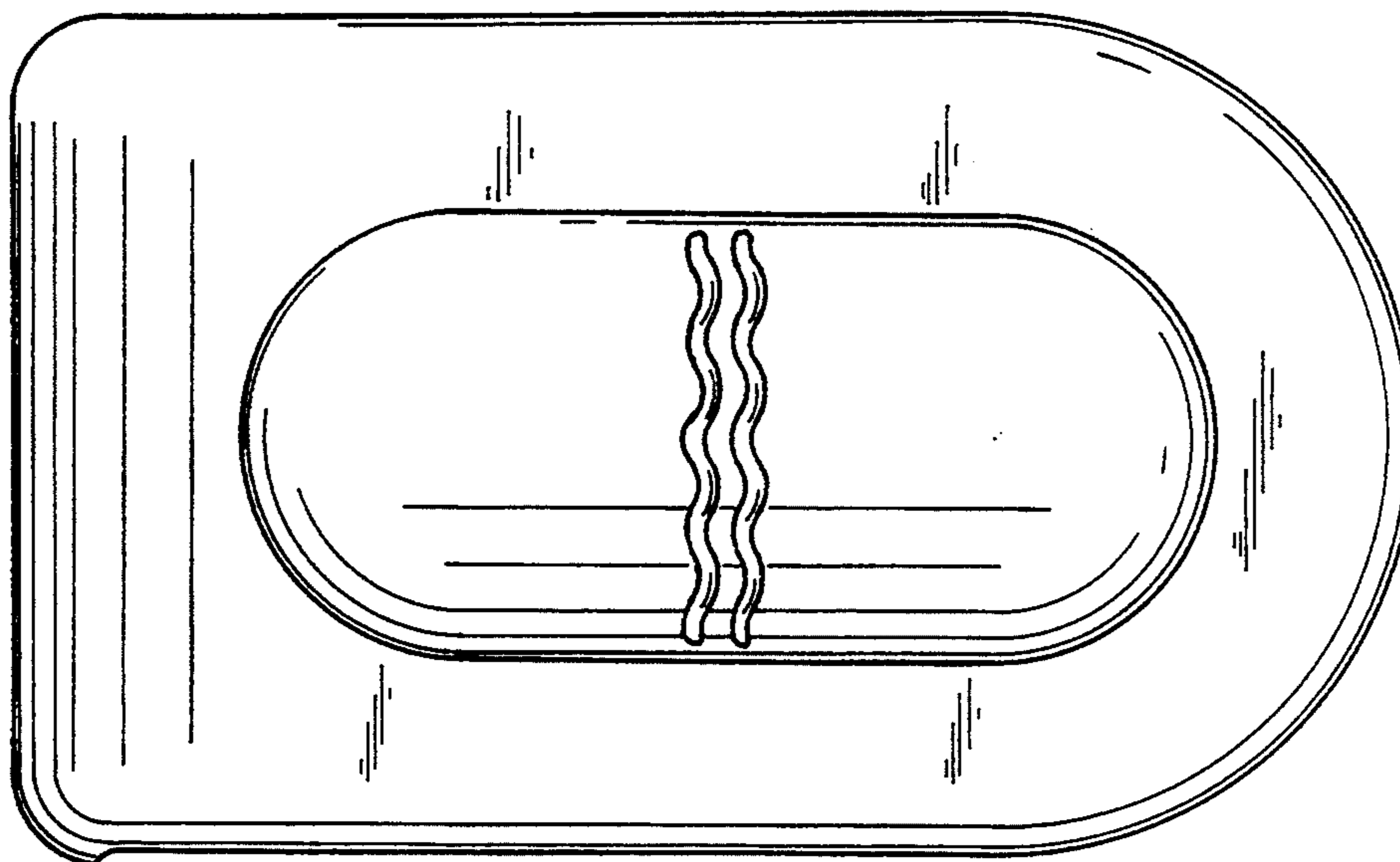
Primary Examiner—Alan P. Douglas
Assistant Examiner—Robert M. Spear
Attorney, Agent, or Firm—Owen J. Meegan; Aubrey C. Brine; Donal B. Tobin

[57] **CLAIM**

The ornamental design for dispenser cover, as shown.

DESCRIPTION

FIG. 1 is a top plan view of a dispenser cover showing our new design;
FIG. 2 is a bottom plan view thereof;
FIG. 3 is a left side elevational view thereof;
FIG. 4 is a right side elevational view thereof;
FIG. 5 is a front elevational view thereof; and,
FIG. 6 is a rear elevational view thereof.



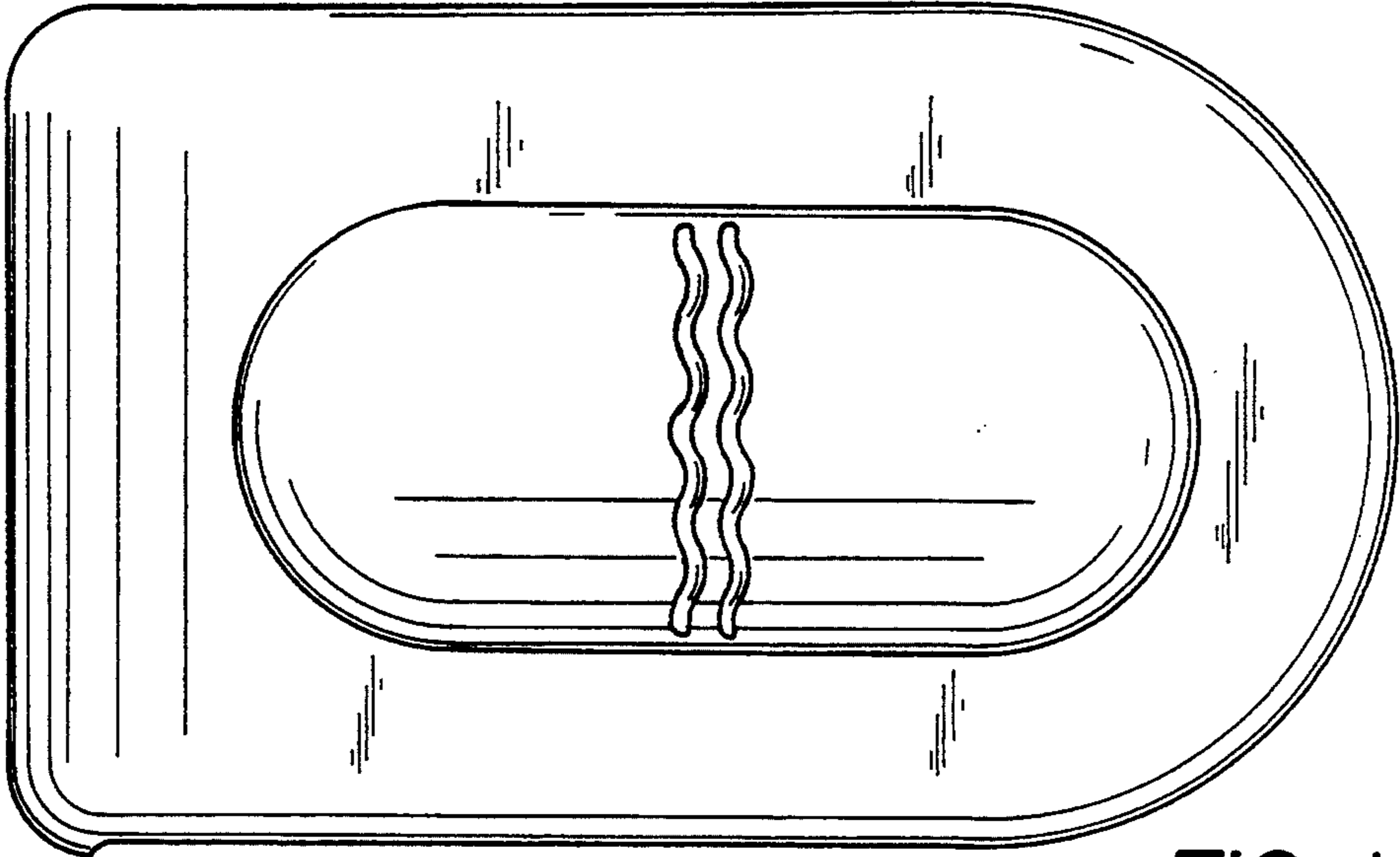


FIG. 1

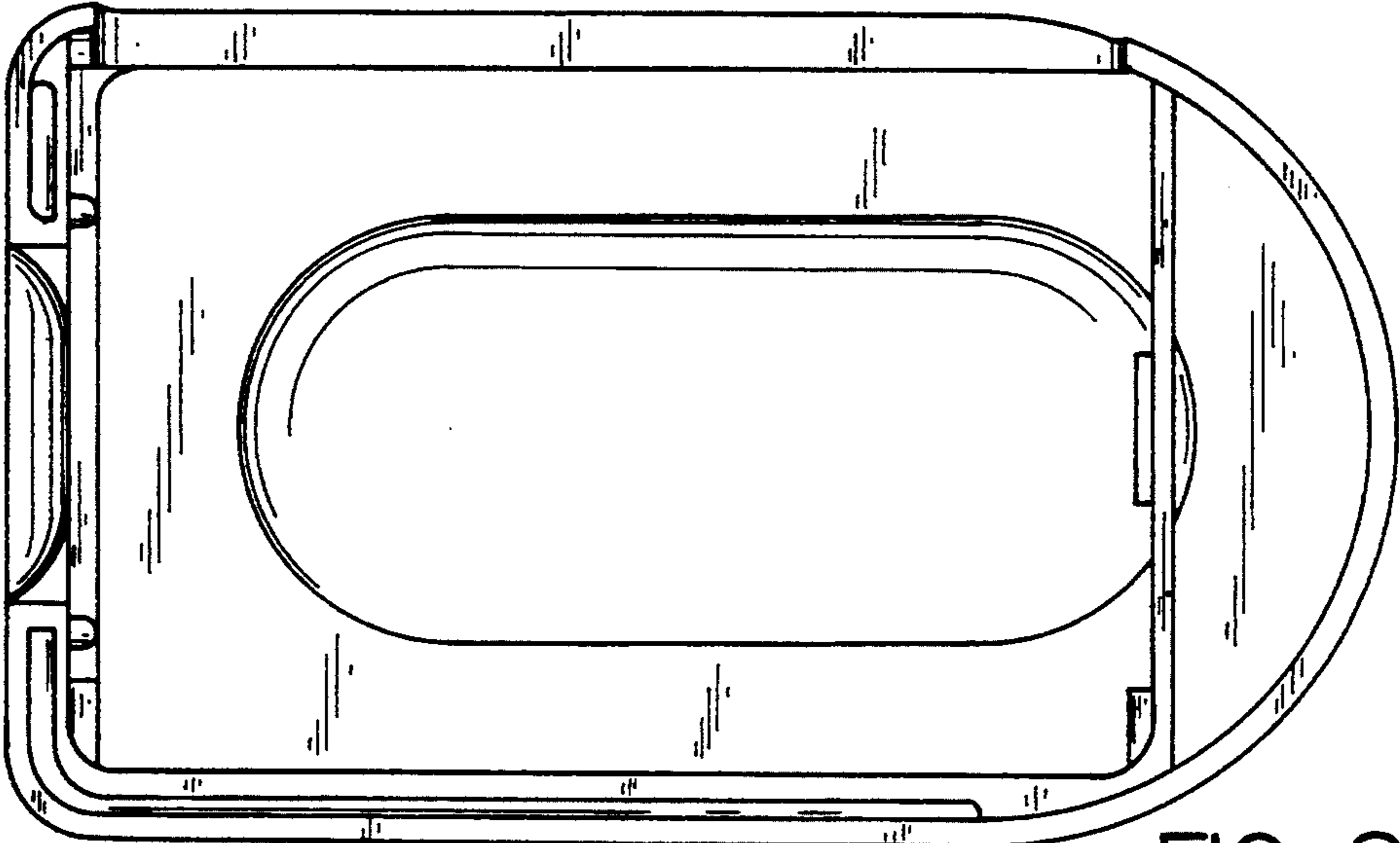


FIG. 2




FIG. 3




FIG. 4

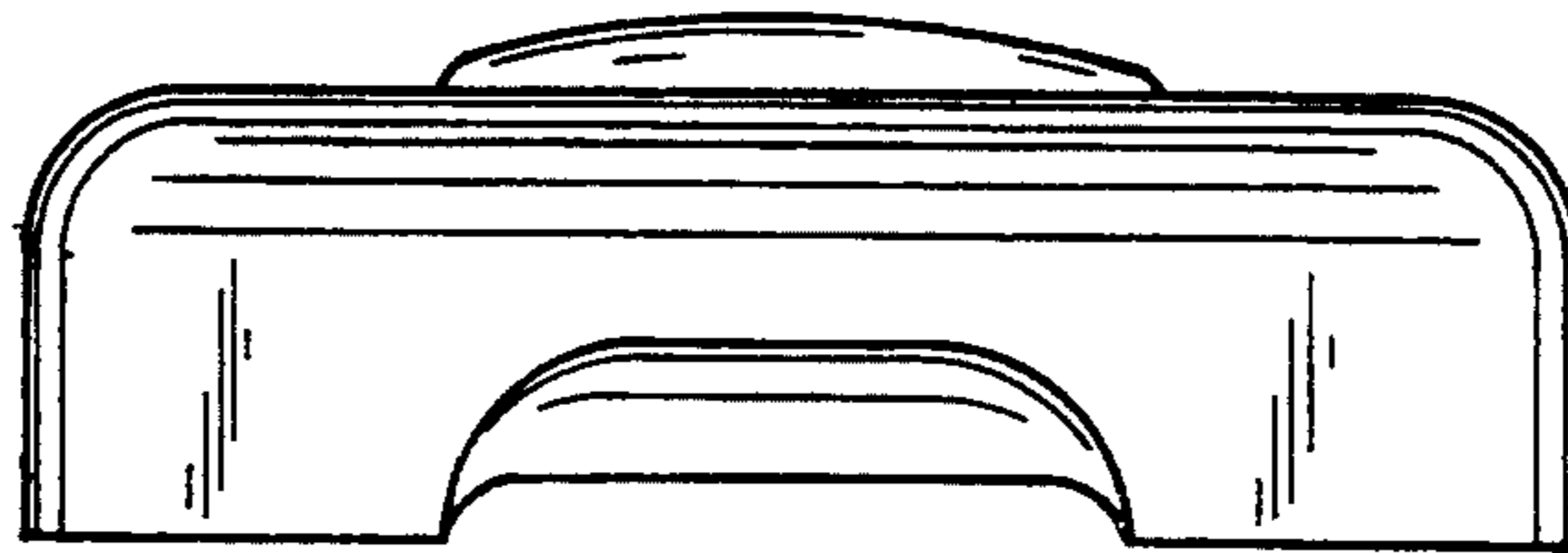


FIG. 5




FIG. 6