



US00D349238S

United States Patent [19]

[11] Patent Number: **Des. 349,238**

Haber

[45] Date of Patent: **** Aug. 2, 1994**

[54] **PILL DISPENSER HOUSING**

[75] Inventor: **Terry M. Haber, Lake Forest, Calif.**

[73] Assignee: **Habley Medical Technology Corp., Laguna Hills, Calif.**

[**] Term: **14 Years**

[21] Appl. No.: **857**

[22] Filed: **Oct. 27, 1992**

[52] U.S. Cl. **D9/339; D24/226**

[58] Field of Search **D9/300, 307, 339; 222/107, 129, 575; D24/224, 226**

[56] **References Cited**

U.S. PATENT DOCUMENTS

- D. 231,616 5/1974 Hildebrand et al. D24/224
- D. 258,762 3/1981 Corrigan et al. D24/224
- D. 287,570 1/1987 Olsen D24/224

- D. 306,965 4/1990 Jaworski D9/300
- D. 310,022 8/1990 Anderson D9/300
- 2,998,165 8/1961 Elorza D9/300 X
- 4,013,195 3/1977 Ferris 222/107 X

Primary Examiner—Bernard Ansher

Assistant Examiner—M. Siegel

[57] **CLAIM**

The ornamental design for a pill dispenser housing, as shown and described.

DESCRIPTION

FIG. 1 is a perspective view of a pill dispenser housing showing my new design;

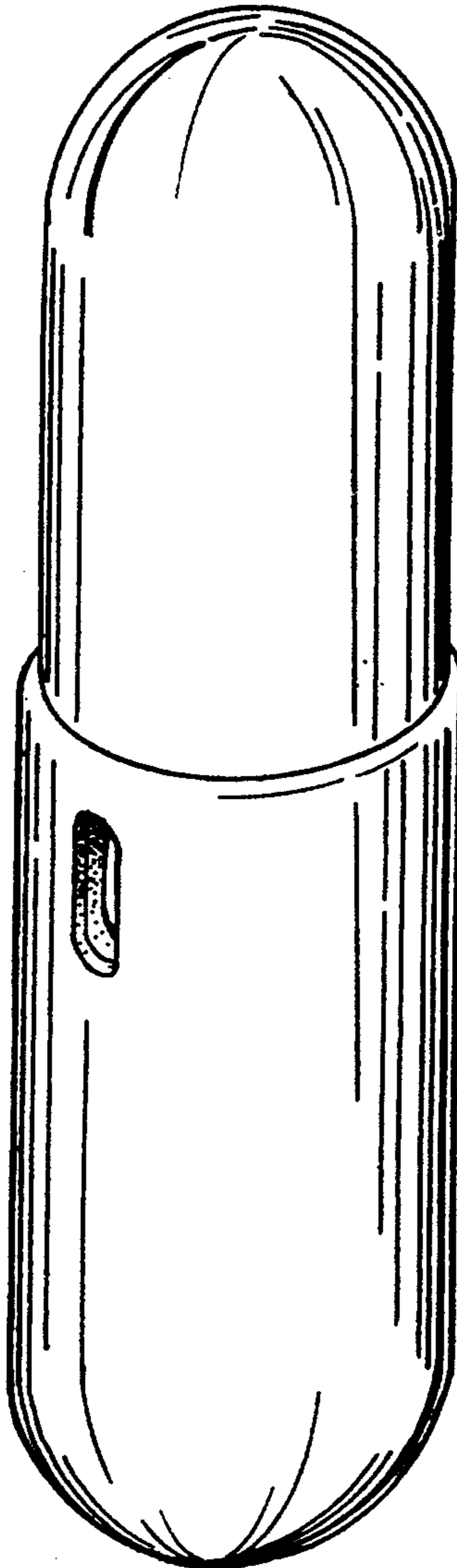
FIG. 2 is a top plan view thereof;

FIG. 3 is a front elevational view thereof;

FIG. 4 is a right side elevational view, the left side elevational view being a mirror image thereof;

FIG. 5 is a back elevational view thereof; and,

FIG. 6 is a bottom plan view thereof.



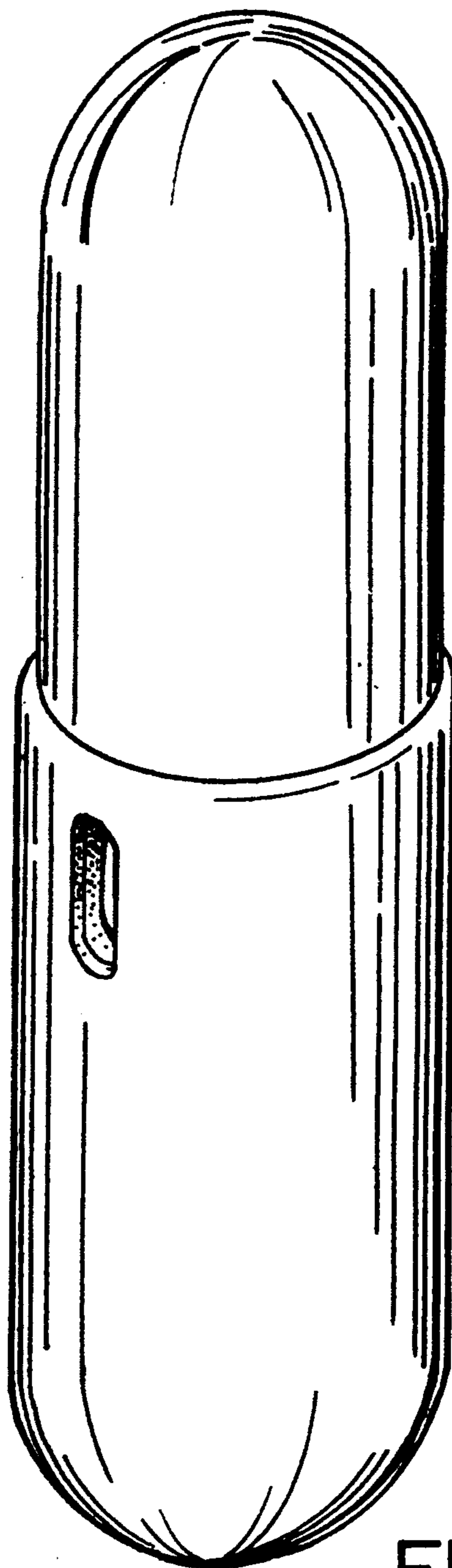


FIG. 1



FIG. 2




FIG. 3




FIG. 4




FIG. 5

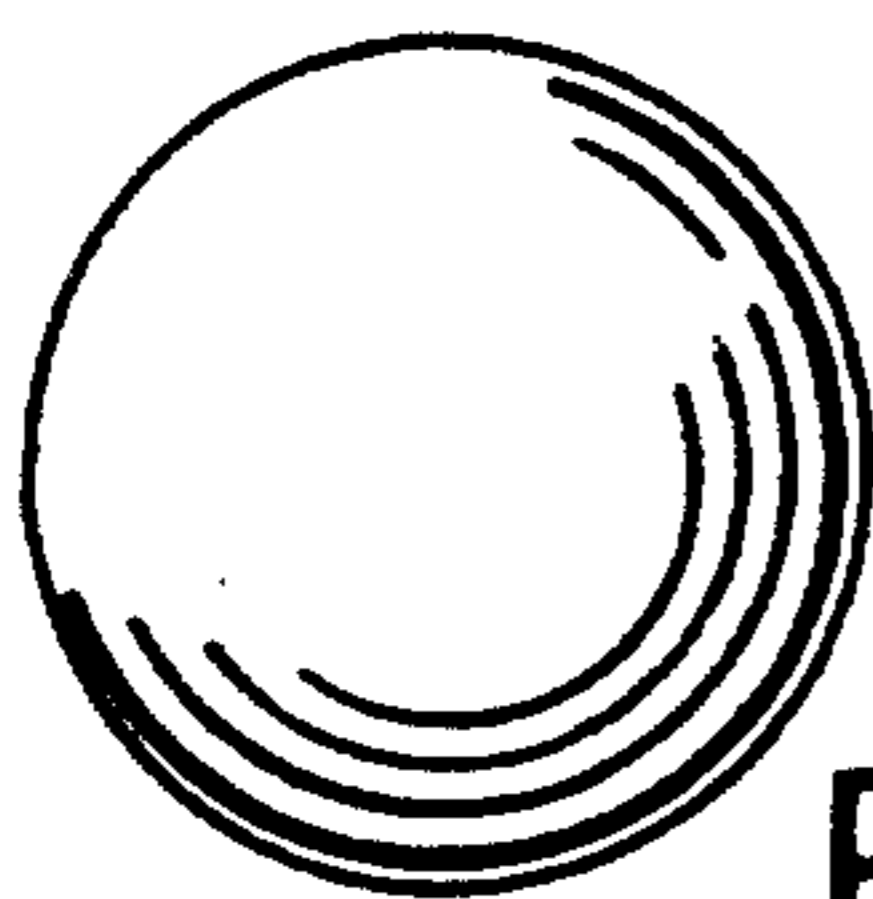


FIG. 6