



US00D349224S

# United States Patent [19]

[11] Patent Number: **Des. 349,224**

Hughes et al.

[45] Date of Patent: **\*\* Aug. 2, 1994**

[54] **CORKSCREW**

[56] **References Cited**

[76] Inventors: **Mark C. Hughes**, 60 Monmouth Road, Warley Woods, Birmingham;  
**Janusz L. Holland**, 28 York Road, Edgbaston, Birmingham, both of England

### U.S. PATENT DOCUMENTS

D. 41,894 11/1911 Sommer ..... D8/18  
D. 279,645 7/1985 Makris ..... D8/18  
4,658,678 4/1987 Pracht ..... 81/3.45

[\*\*] Term: **14 Years**

*Primary Examiner*—Bernard Ansher  
*Assistant Examiner*—R. Barkai  
*Attorney, Agent, or Firm*—Spensley Horn Jubas & Lubitz

[21] Appl. No.: **9,292**

[57] **CLAIM**

The ornamental design for a corkscrew, as shown and described.


[22] Filed: **Jun. 9, 1993**

### DESCRIPTION

[30] **Foreign Application Priority Data**

Dec. 11, 1992 [GB] United Kingdom ..... 2027692  
[52] U.S. Cl. .... **D8/42**  
[58] Field of Search ..... D8/18, 33-36,  
D8/38, 40-43, 105; 81/3.55, 3.4, 3.57, 3.09,  
3.07, 3.42, 3.45, 3.2; 7/152, 154-156; 30/123,  
416, 426, 443, 450

FIG. 1 is a right side view of a corkscrew showing our new design;  
FIG. 2 is a front view thereof;  
FIG. 3 is a left side view thereof;  
FIG. 4 is a rear view thereof;  
FIG. 5 is a top plan view thereof; and,  
FIG. 6 is an underneath plan view thereof.



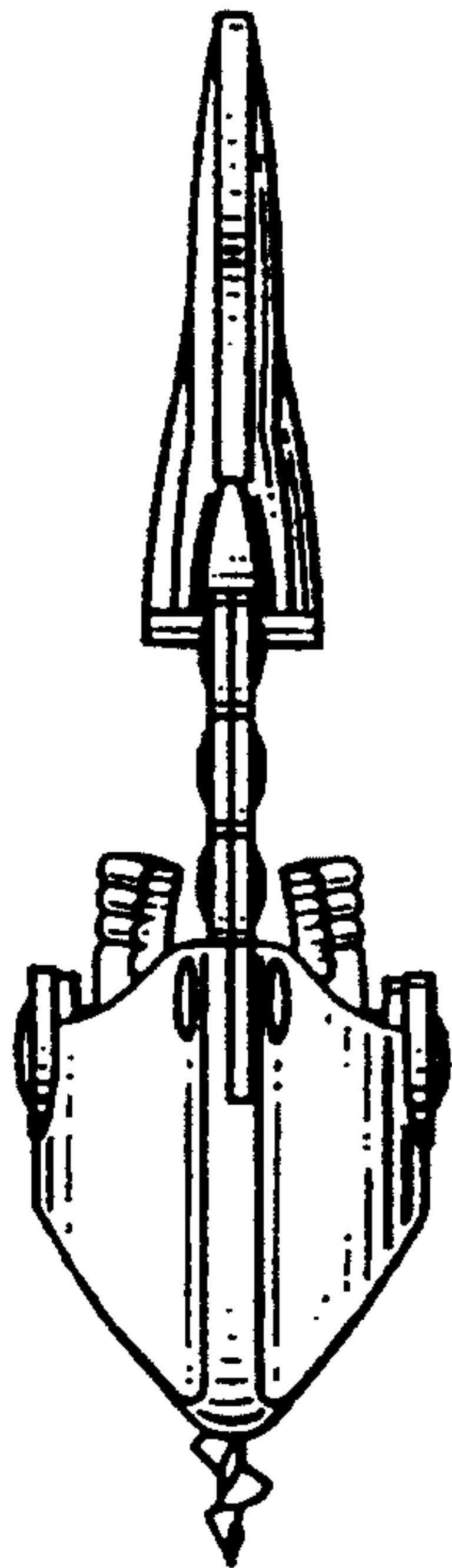


FIG. 1.




FIG. 2.




FIG. 3.

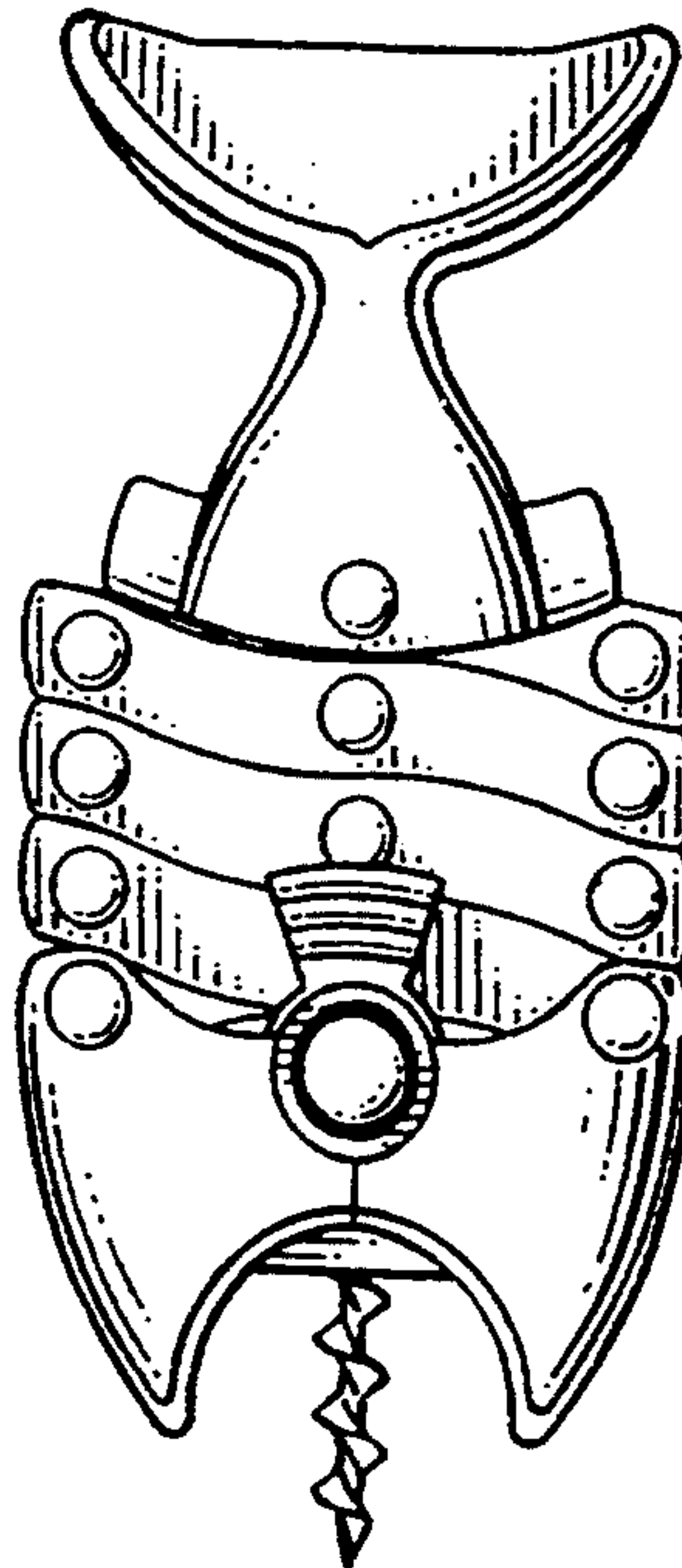


FIG. 4.

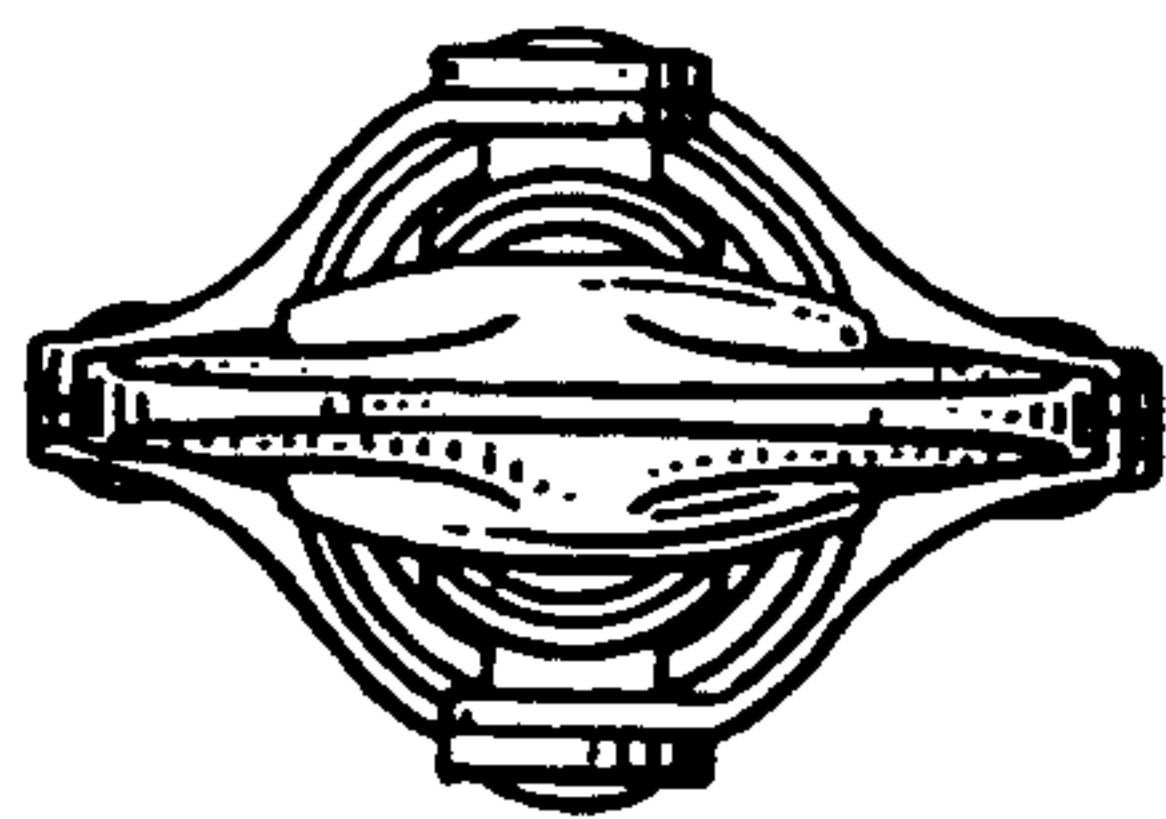


FIG. 5.

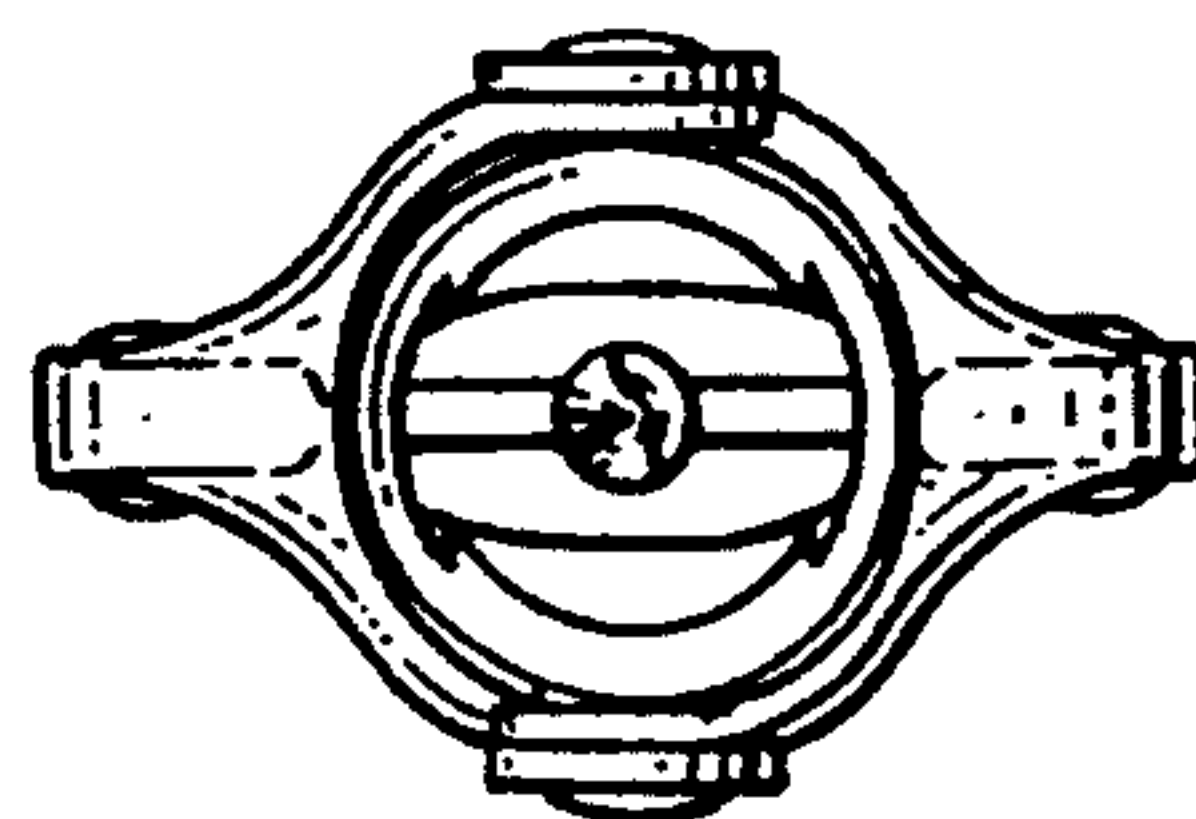


FIG. 6.