



US00D349223S

# United States Patent [19]

[11] Patent Number: **Des. 349,223**

**Nyffeler**

[45] Date of Patent: **\*\* Aug. 2, 1994**

[54] **GARDENING TOOL**

2,169,557	8/1939	Curtiss	.....	172/372	X
2,406,280	8/1946	Beneke	.....	172/375	
2,752,839	7/1956	Robertson	.....	172/375	

[76] Inventor: **Mark R. Nyffeler, R.R. 4 (Box 23), Columbus, Nebr. 68601**

[\*\*] Term: **14 Years**

*Primary Examiner*—Wallace R. Burke  
*Assistant Examiner*—H. Baynham

[21] Appl. No.: **8,635**

[57] **CLAIM**

[22] Filed: **May 24, 1993**

The ornamental design for a gardening tool, as shown and described.

[52] U.S. Cl. .... **D8/11**

[58] Field of Search ..... **D8/11, 9; 172/371-372, 172/375; 7/114-116**

**DESCRIPTION**

[56] **References Cited**

FIG. 1 is a top plan view of a gardening tool, showing my new design;

**U.S. PATENT DOCUMENTS**

FIG. 2 is a bottom plan view thereof;


D. 35,242	10/1901	Solomon	.....	D8/11
D. 127,700	6/1941	Paschke	.....	D8/11
D. 145,524	9/1946	Hoffman	.....	D8/10
205,879	7/1878	Lester	.....	172/372 X
D. 292,865	11/1987	Scott	.....	D8/10
D. 332,555	1/1993	Hagerman	.....	D8/10

FIG. 3 is a right side elevational view thereof, the left side being a mirror image thereof;

FIG. 4 is a frontal elevational view thereof;

FIG. 5 is a rearward elevational view thereof; and,

FIG. 6 is a perspective view taken from the top, front, and side elevational views thereof.



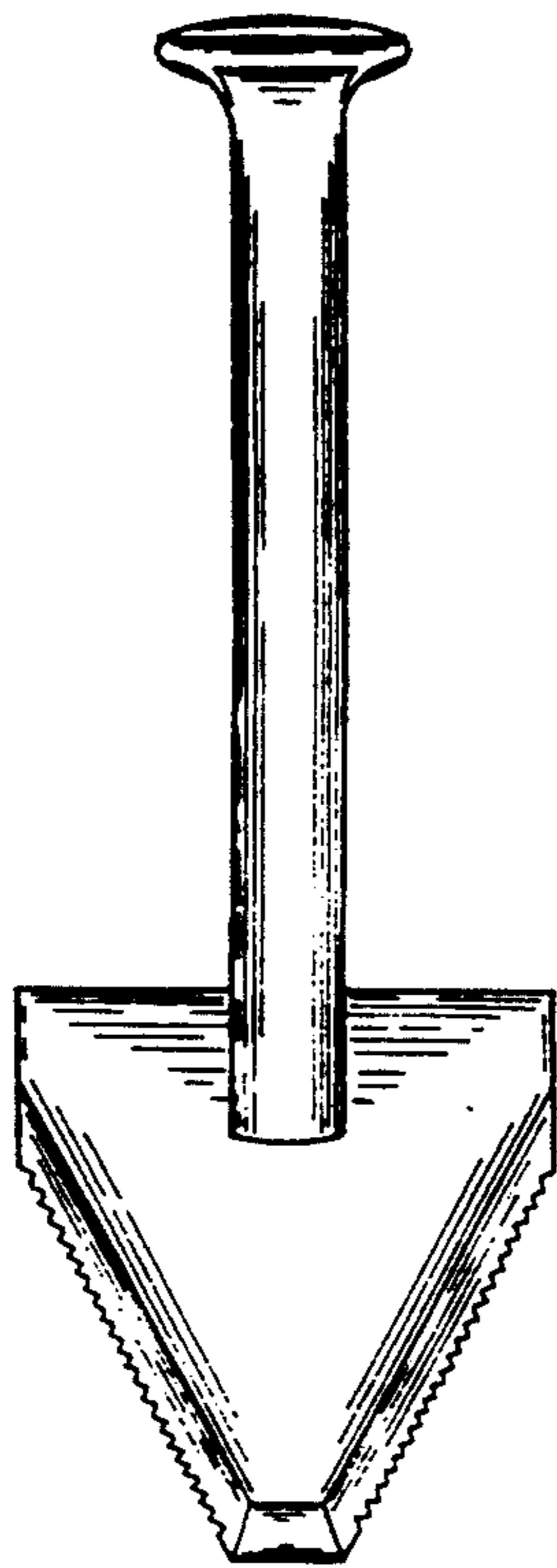


FIG. 1

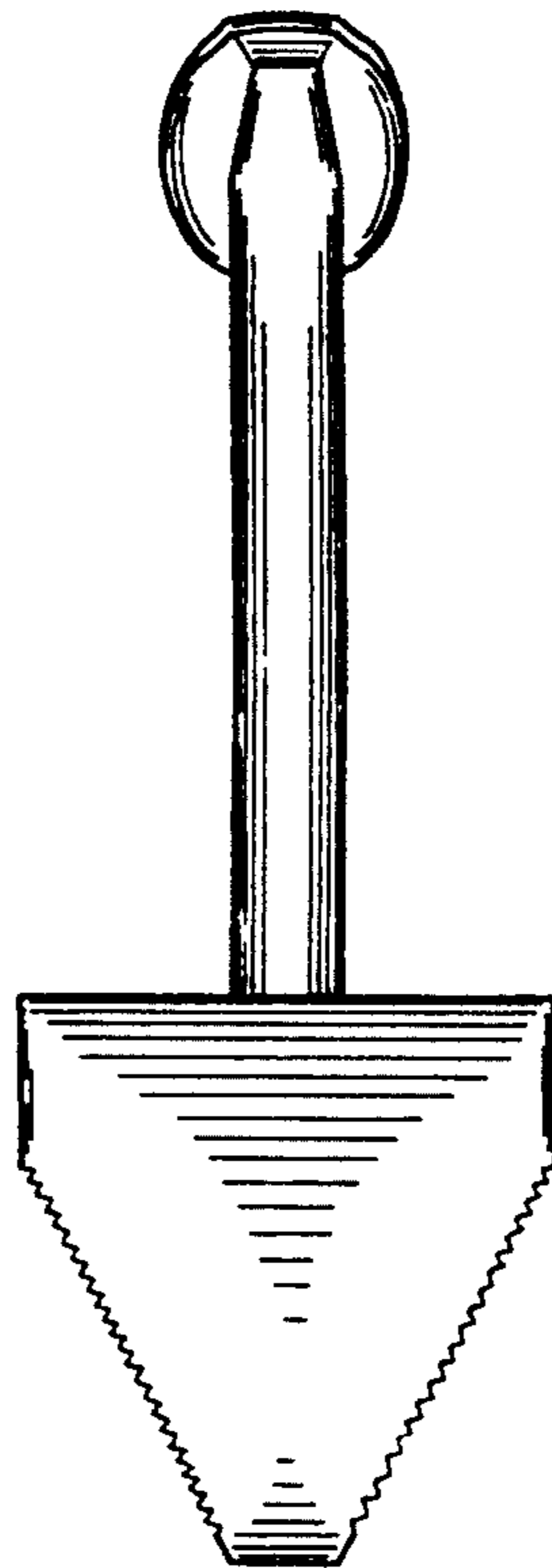


FIG. 2




FIG. 5

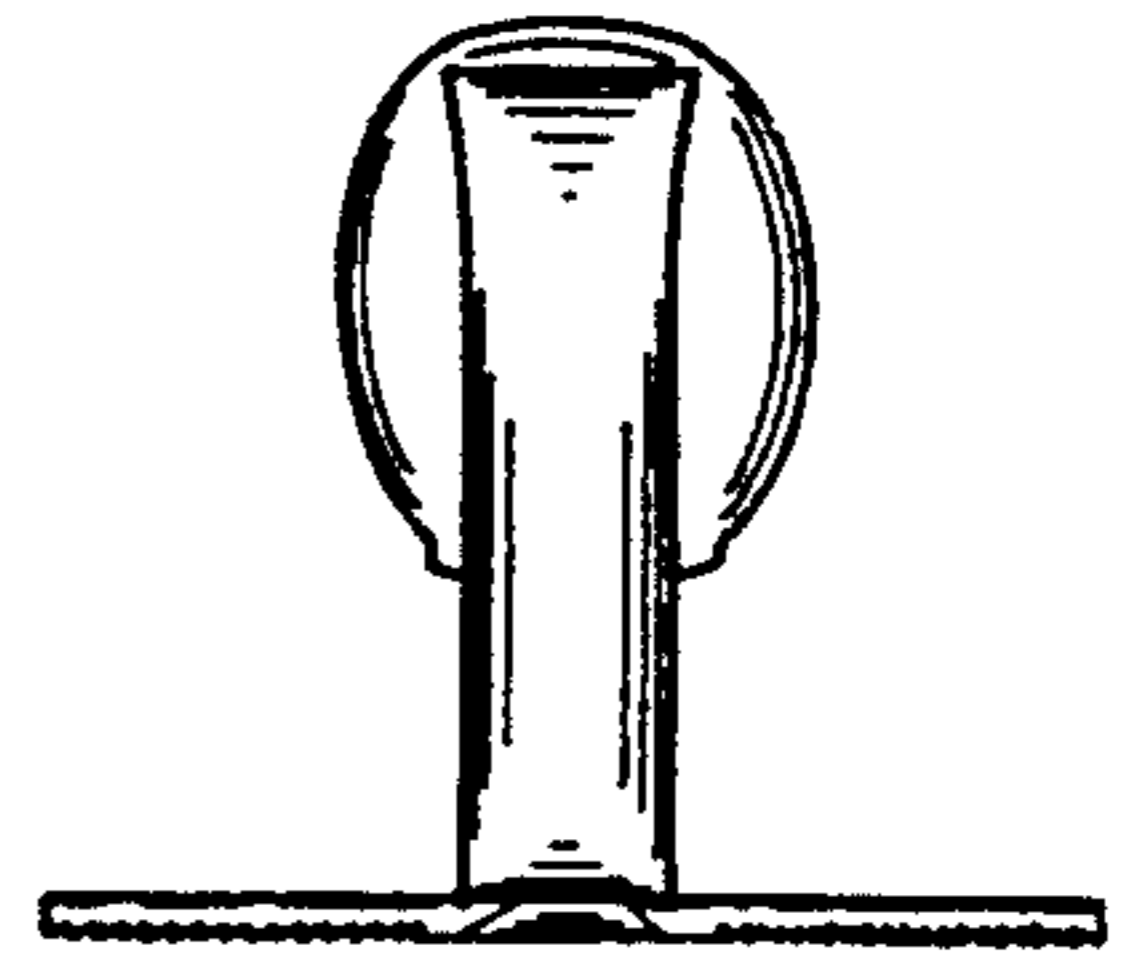


FIG. 4



FIG. 3




FIG. 6