



US00D349209S

United States Patent [19]

[11] Patent Number: **Des. 349,209**

Smith

[45] Date of Patent: **** Aug. 2, 1994**

[54] **COMBINED CONDIMENT HOLDER AND STIRRER**

3,312,555 4/1967 Rossi et al. D7/300.2 X
4,849,231 7/1989 Spee 426/132 X

[76] Inventor: **Frederick M. Smith**, 1668 N. 400 W. #9G, Layton, Utah 84041

Primary Examiner—Terry A. Wallace
Attorney, Agent, or Firm—Hugh E. Smith

[**] Term: **14 Years**

[57] **CLAIM**

[21] Appl. No.: **4,692**

The ornamental design for a combined condiment holder and stirrer, as shown and described.

[22] Filed: **Feb. 11, 1993**

[52] U.S. Cl. **D7/300.2**

[58] Field of Search D1/102; D7/300.2; 30/141, 326; 128/15; 426/132-135; D9/307

DESCRIPTION

[56] **References Cited**

U.S. PATENT DOCUMENTS

D. 204,616 5/1966 Kellerman D7/300.2 X
D. 309,712 12/1967 Zoeller et al. D7/300.2 X
2,857,908 10/1958 Coenfield 128/15

FIG. 1 is a front elevational view of the combined condiment holder and stirrer showing my new design; FIG. 2 is a rear elevational view thereof; FIG. 3 is a left side elevational view thereof; FIG. 4 is a right side elevational view thereof; FIG. 5 is a top plan view thereof; FIG. 6 is a bottom plan view thereof; and, FIG. 7 is an isometric view thereof.




FIG. 1

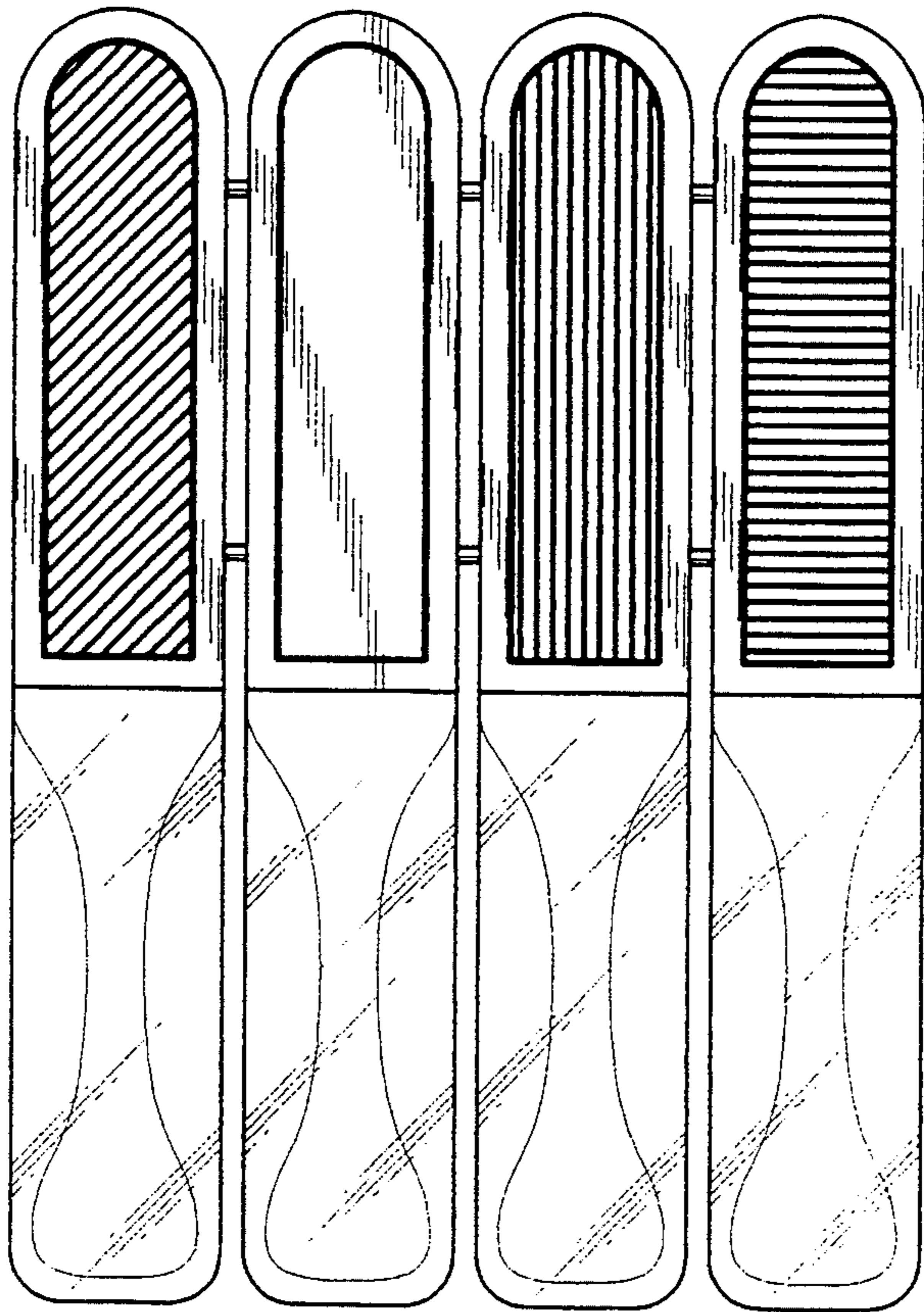


FIG. 2

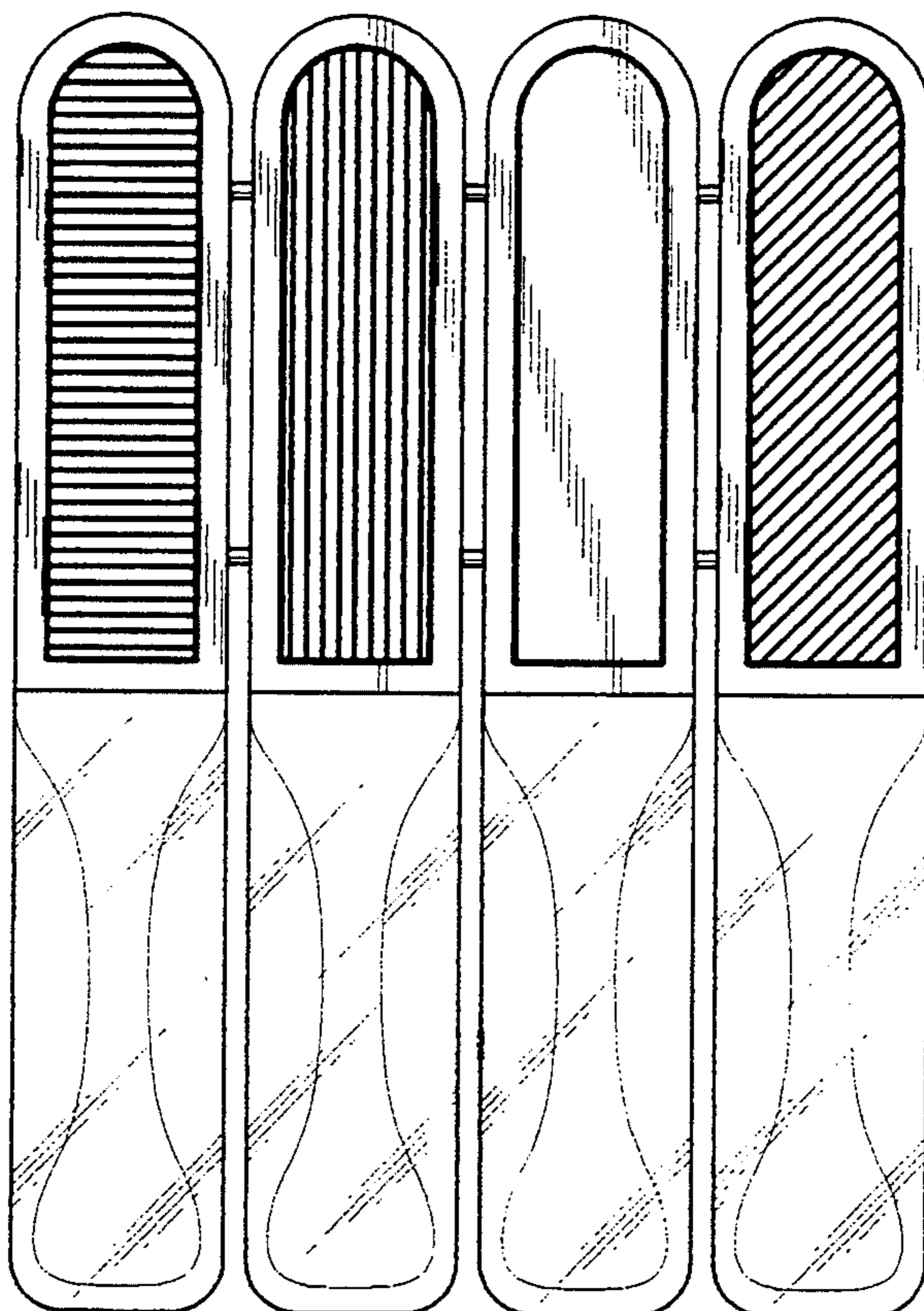


FIG. 3



FIG. 4



FIG. 5

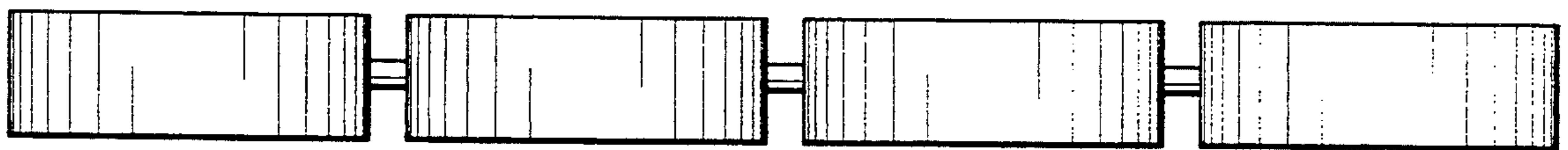


FIG. 6

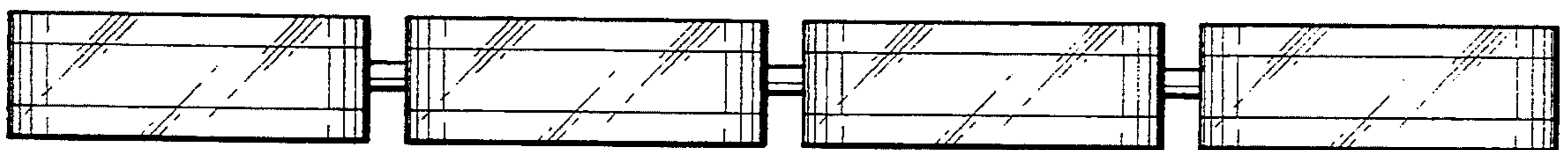


FIG. 7

