



US00D349120S

United States Patent [19] Landsberg

[11] Patent Number: **Des. 349,120**

[45] Date of Patent: **** Jul. 26, 1994**

[54] **OPEN SEAM FRICTION ROCK STABILIZER**

[75] Inventor: **Thomas J. Landsberg**, Princeton, N.J.

[73] Assignee: **Ingersoll-Rand Company**, Woodcliff Lake, N.J.

[**] Term: **14 Years**

[21] Appl. No.: **798,771**

[22] Filed: **Nov. 27, 1991**

[52] U.S. Cl. **D15/21**

[58] Field of Search 405/259.1, 259.3;
411/446, 447, 452, 477-479; 425/344; D15/21

[56] **References Cited**

U.S. PATENT DOCUMENTS

RE. 30,256	4/1980	Scott	405/259
3,922,867	12/1975	Scott	405/259.3 X
4,012,913	3/1977	Scott	61/45
4,126,004	11/1978	Lindeboom	405/259.1
4,310,266	1/1982	Malsbury et al.	405/259.1
4,313,695	2/1982	McCartney	405/259.1
4,316,677	2/1982	Ciavatta	405/259

4,322,183	3/1982	Ciavatta	405/261
4,400,113	8/1983	Chaiko et al.	405/259.1 X
4,490,074	12/1984	Chaiko	405/259.1

FOREIGN PATENT DOCUMENTS

514153 10/1979 Australia .

Primary Examiner—Bernard Ansher

Assistant Examiner—M Siegel


Attorney, Agent, or Firm—John J. Selko

[57] **CLAIM**

The ornamental design for a open seam friction rock stabilizer, as shown and described.

DESCRIPTION

FIG. 1 is a front elevational view of a open seam friction rock stabilizer showing my design;
 FIG. 2 is a right side elevational view thereof;
 FIG. 3 is a left side elevational view thereof;
 FIG. 4 is back elevational view thereof;
 FIG. 5 is a top plan view thereof;
 FIG. 6 is a bottom plan view thereof; and,
 FIG. 7 is a top front perspective view thereof.



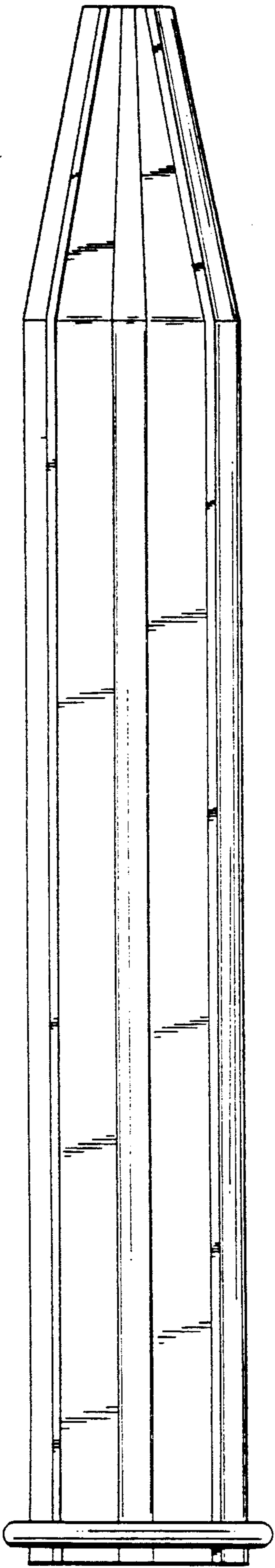


FIG. 1

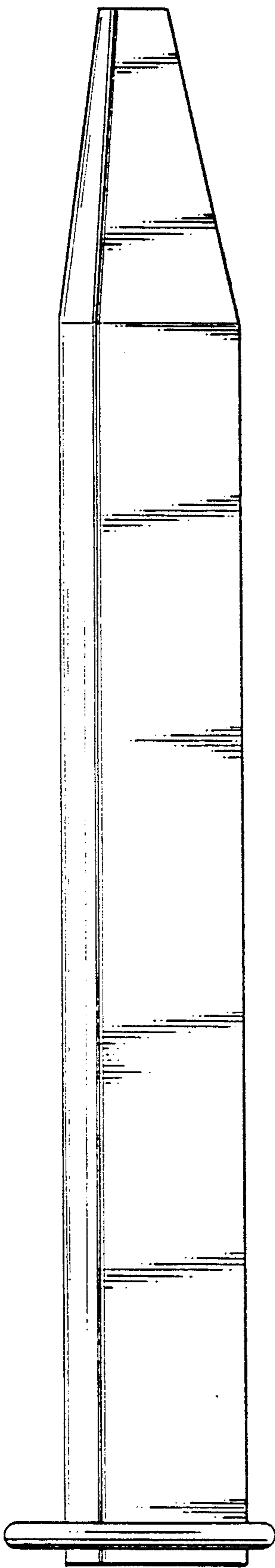


FIG. 2




FIG. 3

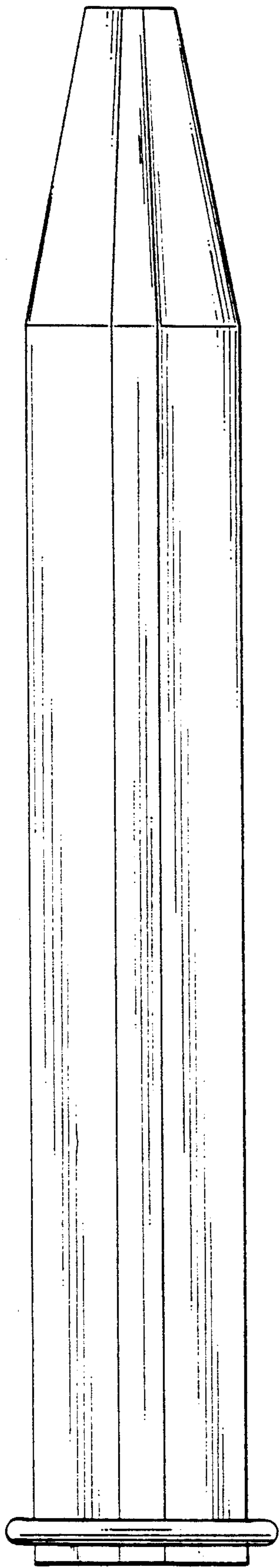


FIG. 4




FIG. 5




FIG. 6

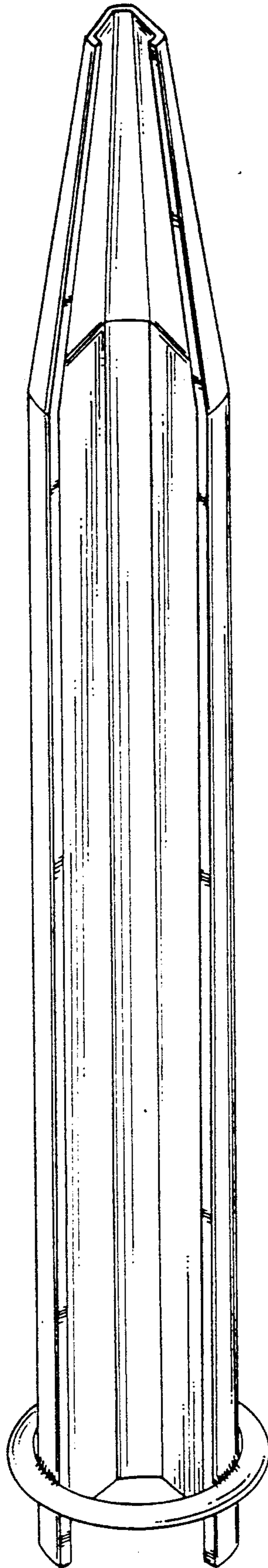


FIG. 7