



US00D349118S

United States Patent [19]

[11] Patent Number: **Des. 349,118**

Yuen

[45] Date of Patent: **** Jul. 26, 1994**

[54] **CONTROLLER FOR VIDEO CASSETTE RECORDERS, CABLE AND SATELLITE RECEIVERS**

[75] Inventor: **Henry C. Yuen**, Redondo Beach, Calif.

[73] Assignee: **Gemstar Development Corporation**, Pasadena, Calif.

[**] Term: **14 Years**

[21] Appl. No.: **792,763**

[22] Filed: **Nov. 13, 1991**

[52] U.S. Cl. **D14/218**

[58] Field of Search 358/194.1; 455/151.1-151.4, 152.1, 153.1, 153.2, 352-355; D14/124, 218, 299, 137, 225; D13/168

- D. 305,668 1/1990 Sakaguchi et al. D18/7
- D. 306,730 3/1990 Suganoe et al. D14/151
- D. 307,432 4/1990 Usami et al. D14/218
- D. 307,739 5/1990 Grant D14/218 X
- D. 308,060 5/1990 Davidson D14/218
- D. 308,967 7/1990 Roth D14/114
- D. 310,372 9/1990 Kimbrough et al. D14/299
- D. 319,430 8/1991 Cheng D13/168
- 4,745,397 5/1988 Lagerbauer 358/194.1 X.

Primary Examiner—Theodore M. Shooman
Attorney, Agent, or Firm—Christie, Parker & Hale

[57] **CLAIM**

The ornamental design for a controller for video cassette recorders, cable and satellite receivers, as shown and described.

DESCRIPTION

FIG. 1 is a top elevation view of a controller for video cassette recorders, cable and satellite receivers showing my new design with the top open;

FIG. 2 is a top elevation view thereof with the lid closed;

FIG. 3 is a front elevation view thereof;

FIG. 4 is a rear elevation view thereof;

FIG. 5 is a bottom elevation view thereof; and,

FIG. 6 is a side elevation view thereof, the left side elevation view thereof being a mirror image thereof.

[56] **References Cited**

U.S. PATENT DOCUMENTS

- D. 198,085 4/1964 Rich .
- D. 219,028 10/1970 Miller et al. .
- D. 266,416 10/1982 Hiraki D14/1
- D. 271,201 11/1983 Nordberg .
- D. 285,668 9/1986 Tanaka et al. D10/106
- D. 292,706 11/1987 Fischer .
- D. 299,922 2/1989 Schremmer D14/218
- D. 300,030 2/1989 Barrett et al. D14/218

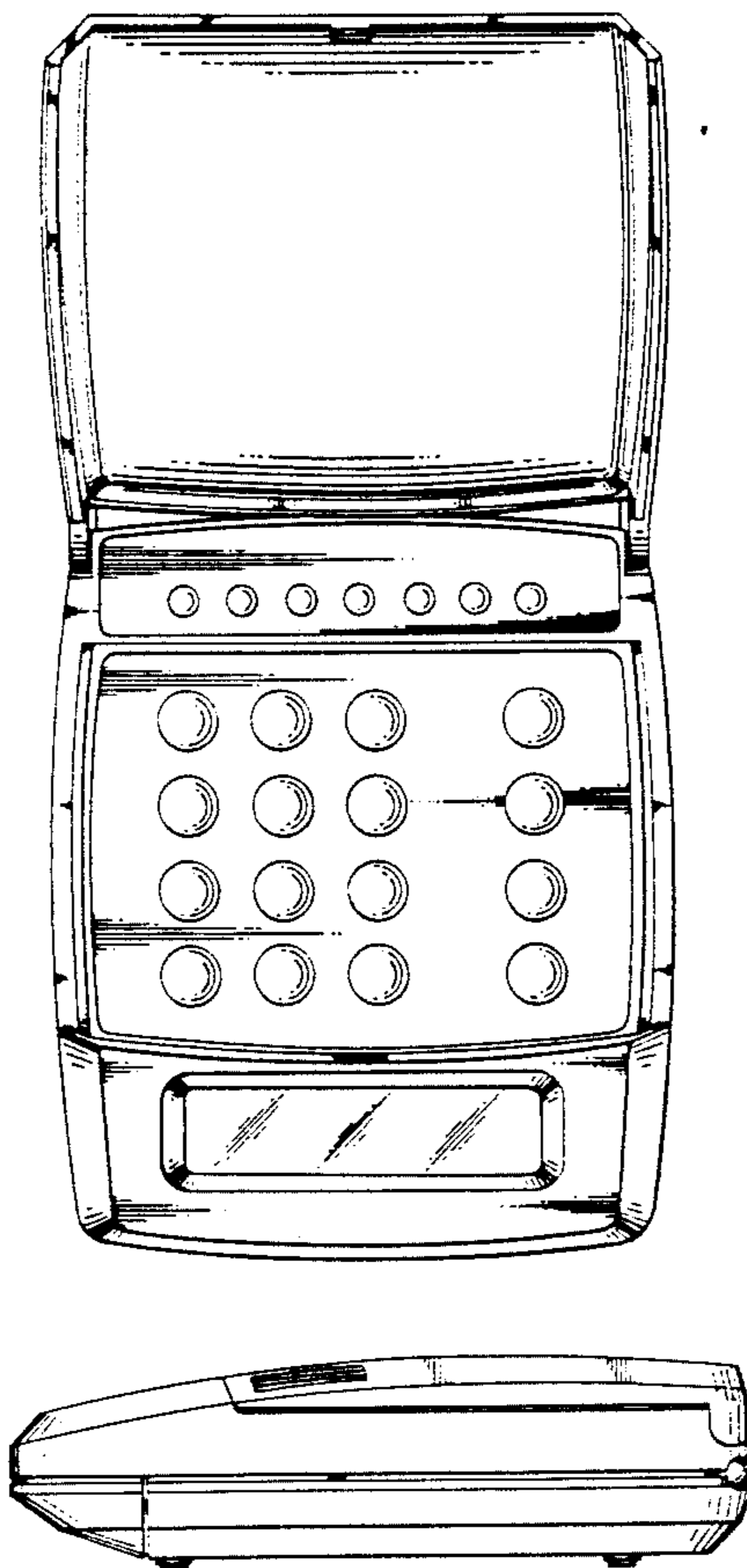


Fig. 1

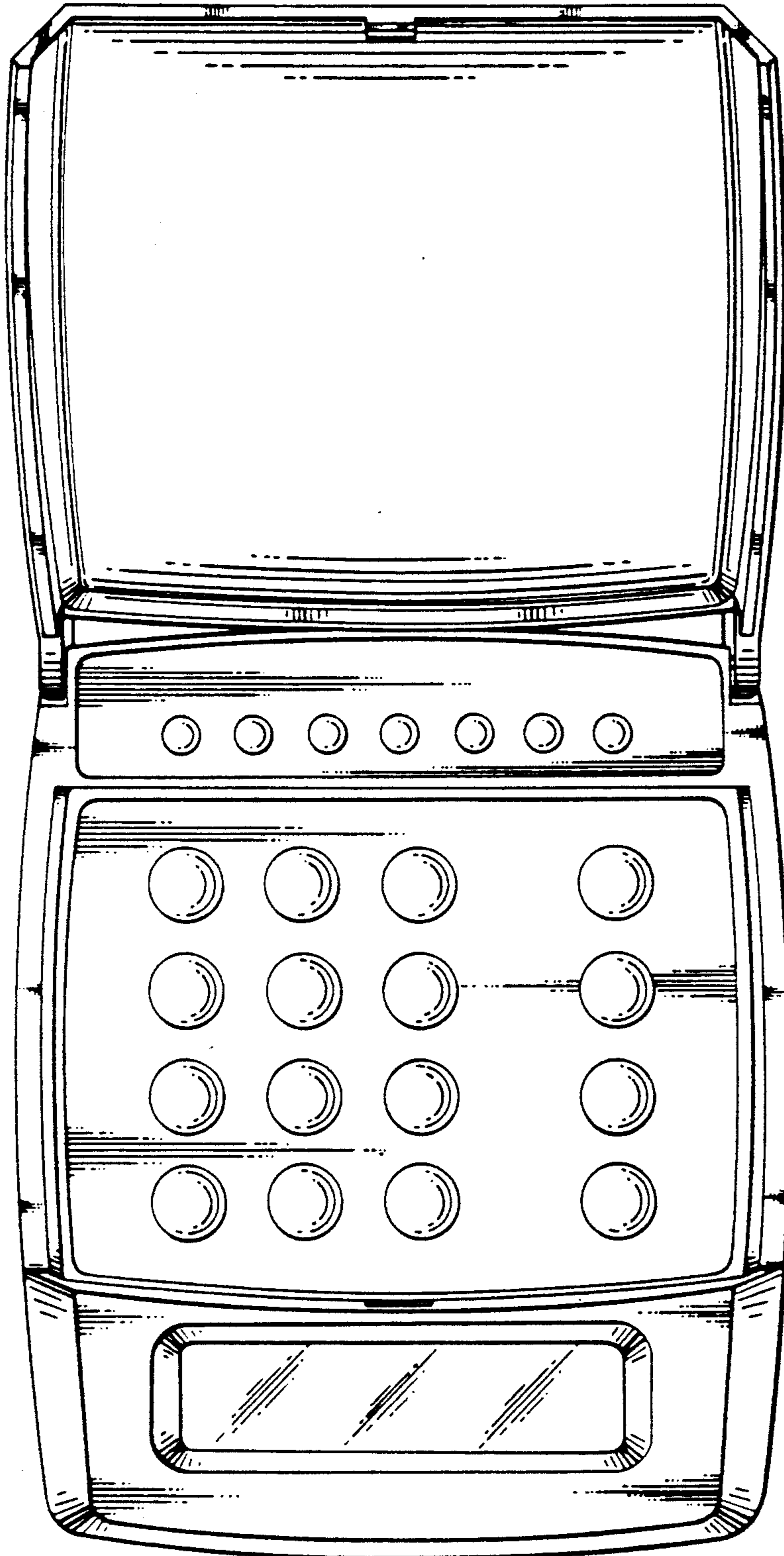


Fig. 2

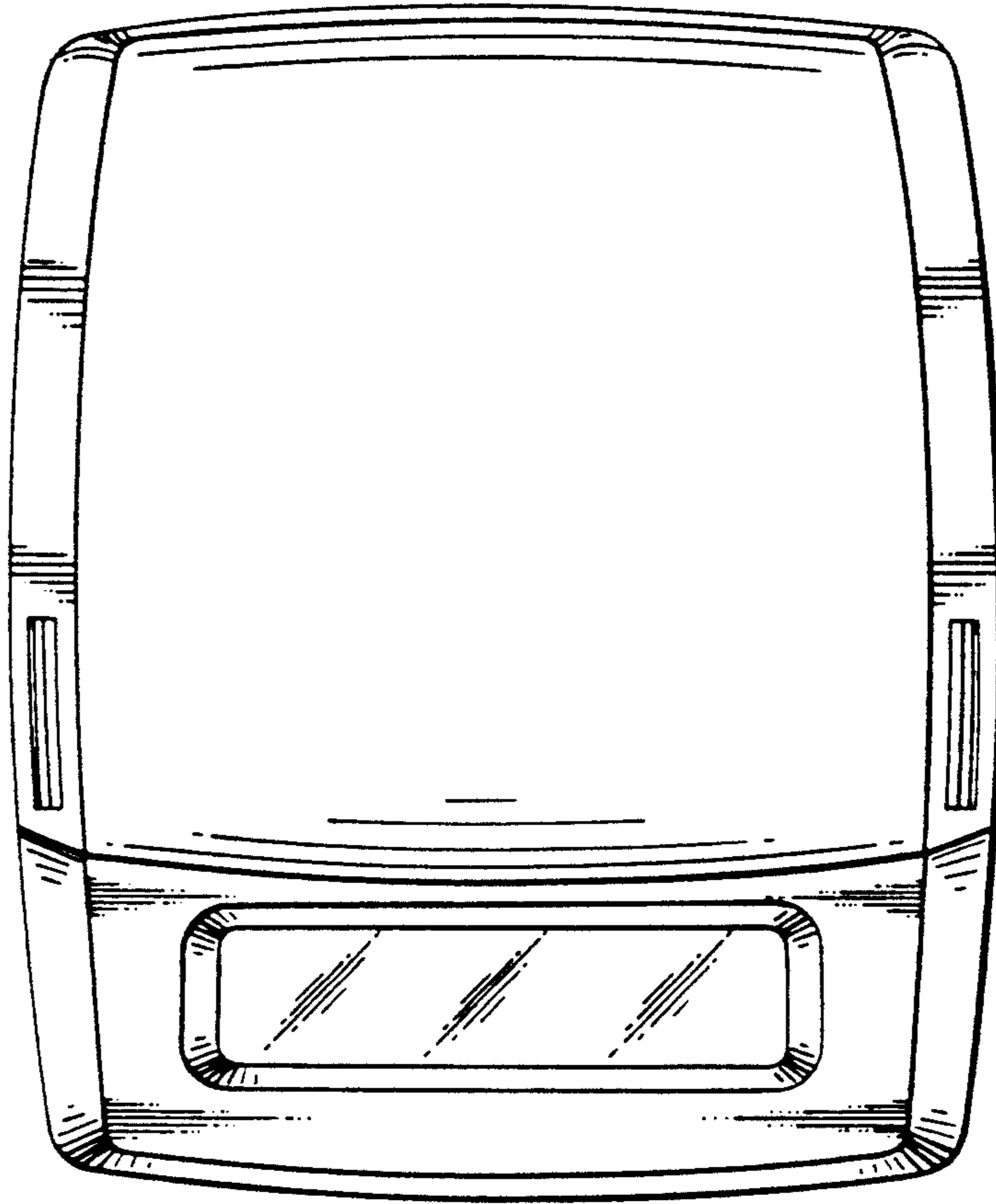


Fig. 3



Fig. 4

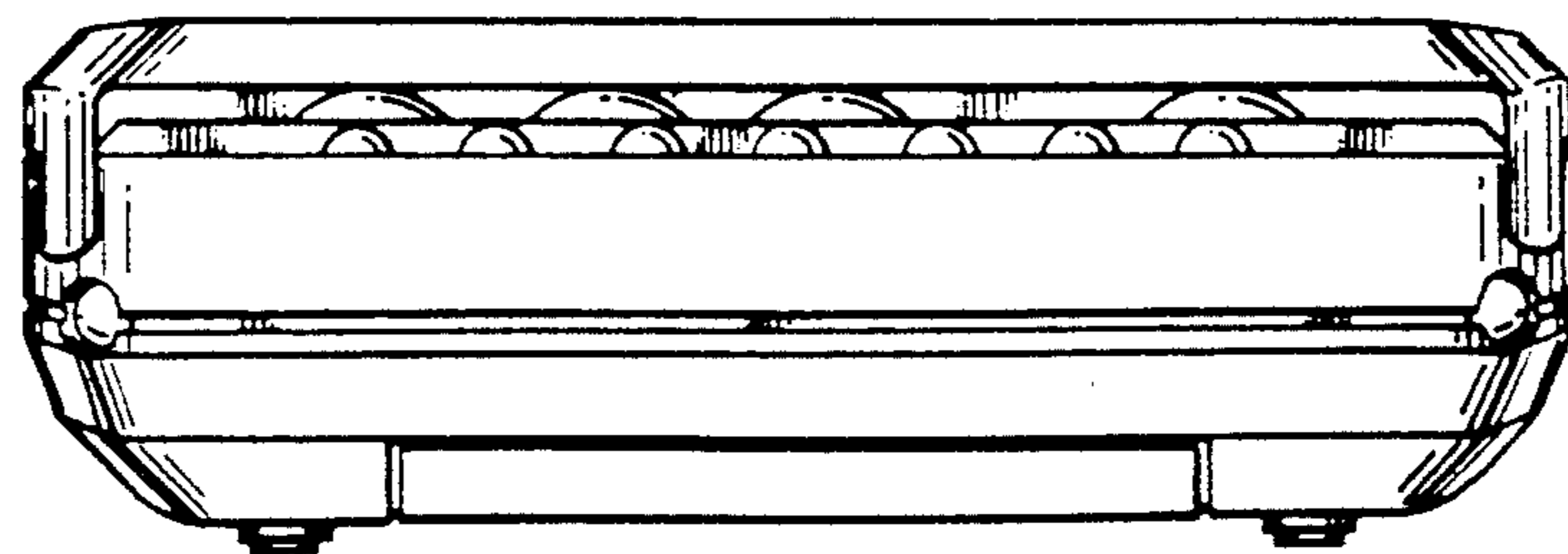


Fig. 5

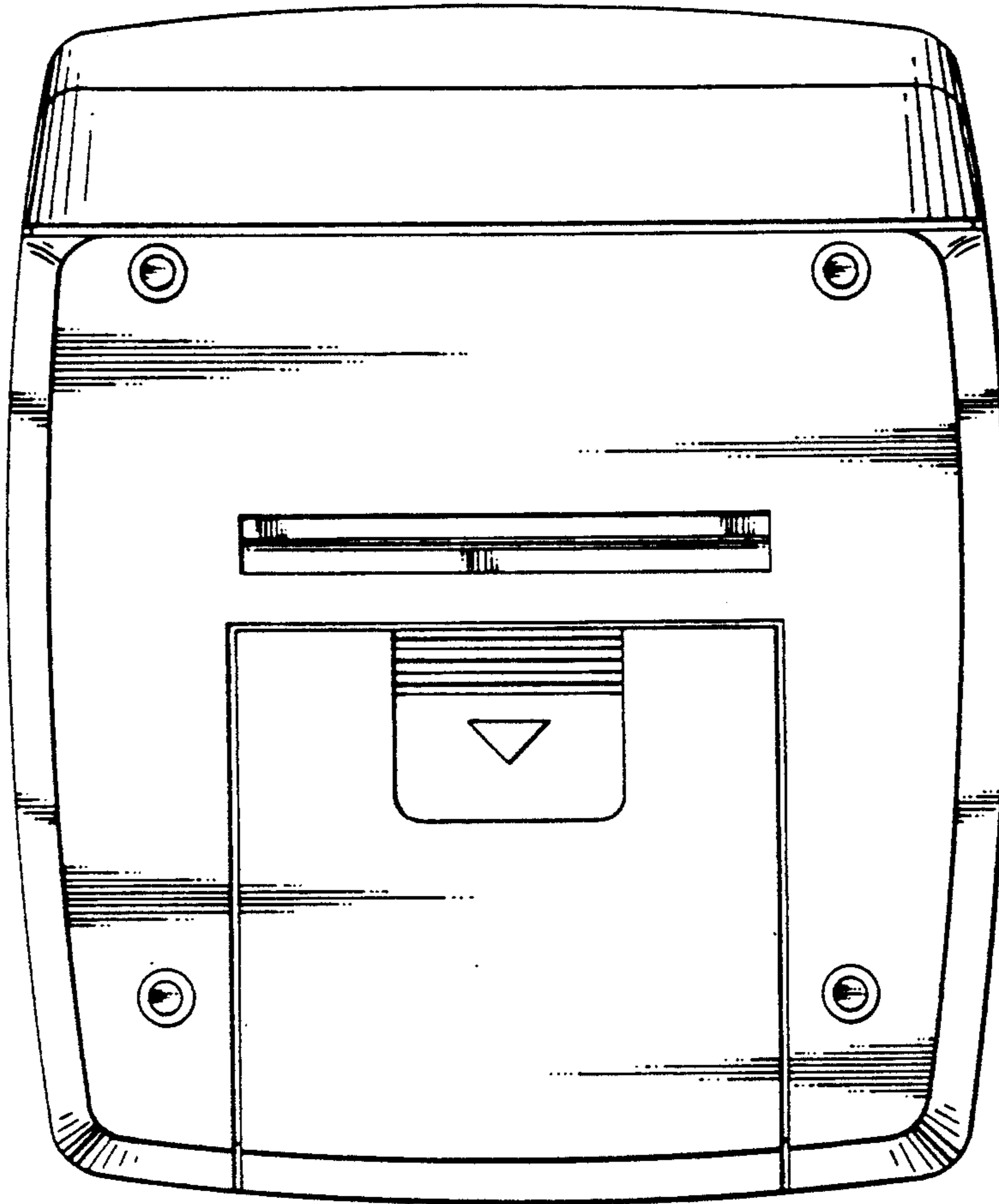


Fig. 6

