



US00D349116S

United States Patent [19]
Peersmann

[11] **Patent Number: Des. 349,116**

[45] **Date of Patent: ** Jul. 26, 1994**

[54] **RADIO**

[75] **Inventor: Richard F. M. Peersmann, ET**
Scheveningen, Netherlands

[73] **Assignee: Pollyflame International B.V., GV**
Roelofarendsveen, Netherlands

[**] **Term: 14 Years**

[21] **Appl. No.: 3,146**

[22] **Filed: Dec. 29, 1992**

[52] **U.S. Cl. D14/189; D14/195;**
D14/196; D14/198

[58] **Field of Search 312/7.1; 455/344, 347,**
455/350, 351; D14/188, 189, 194-198;
D12/110, 114, 126

[56] **References Cited**

U.S. PATENT DOCUMENTS

D. 290.843 7/1987 Murphy D14/196
D. 313.021 12/1990 Ehrmann D14/195

OTHER PUBLICATIONS

Home Furnishings Daily; May 29, 1989; p. 113;
AM/FM Stereo Cassette Portable Radio.

Harley Davidson Accessories '89; p. 11; "Springer"
Chrome Horn Kit.

Drag Specialties Cat. 1987; p. 328; Harley Davidson
emblem on item 111123.

Primary Examiner—B. J. Bullock

Attorney, Agent, or Firm—Foley & Lardner

[57] **CLAIM**

The ornamental design for a radio, as shown and de-
scribed.

DESCRIPTION

FIG. 1 is a perspective view of a radio showing my new
design;

FIG. 2 is an enlarged top plan view thereof;

FIG. 3 is an enlarged bottom plan view thereof;

FIG. 4 is a front elevational view thereof;

FIG. 5 is a rear elevational view thereof;

FIG. 6 is a right side elevational view thereof; and,

FIG. 7 is a left side elevational view thereof.




FIG. 1




FIG. 2




FIG. 3




FIG. 4




FIG. 5

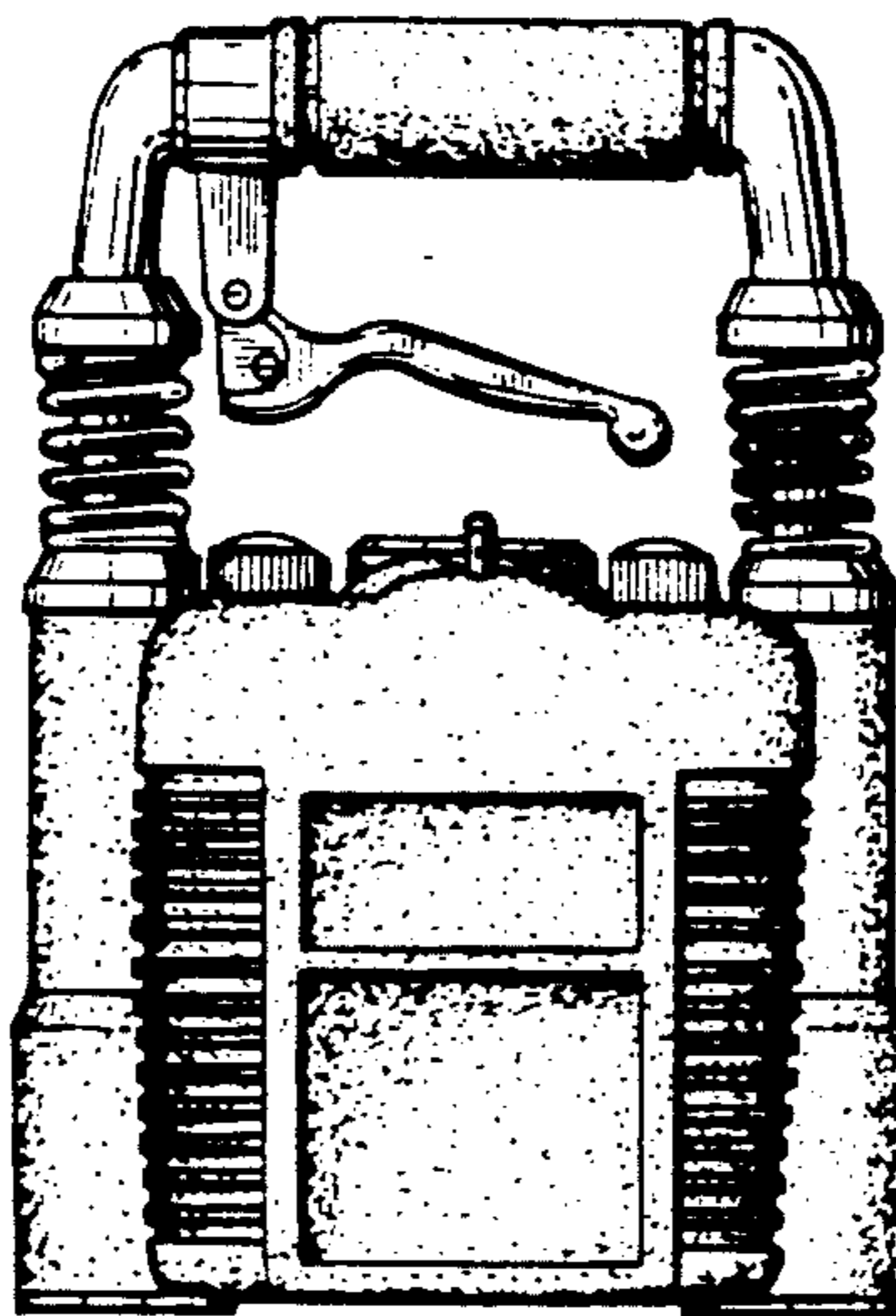


FIG. 6

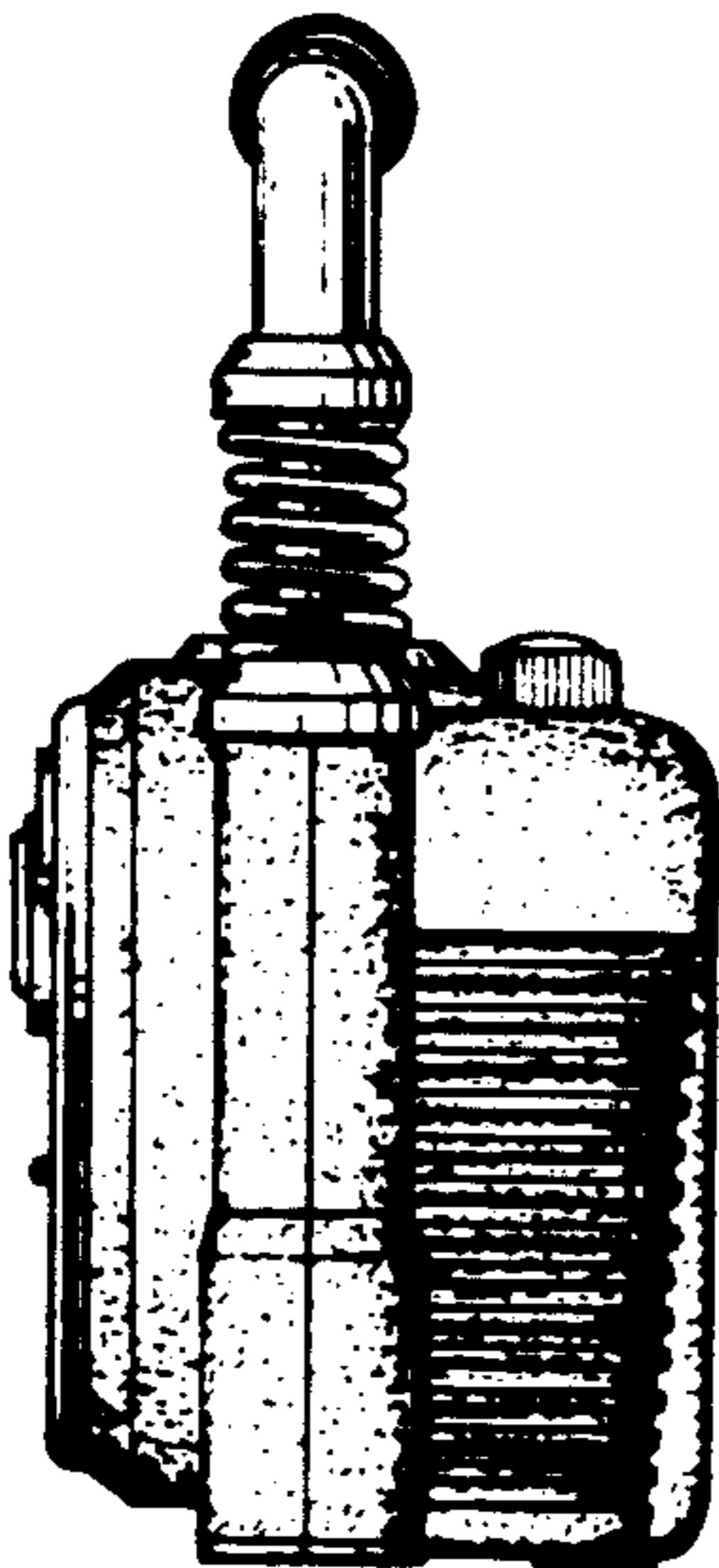


FIG. 7

