



US00D349102S

United States Patent [19]

[11] Patent Number: Des. 349,102

Ziegler et al.

[45] Date of Patent: ** Jul. 26, 1994

[54] FRONT COVER PORTION OF A MICROPROCESSOR CONTROLLER HOUSING

[75] Inventors: David B. Ziegler, Eden Prairie; Steven C. Eberly, Bloomington; Darrel J. Hokanson, St. Louis Park; Peter B. Allard, Minnetonka, all of Minn.

[73] Assignee: Thermo King Corporation, Minneapolis, Minn.

[**] Term: 14 Years

[21] Appl. No.: 772,021

[22] Filed: Oct. 7, 1991

[52] U.S. Cl. D14/100

[58] Field of Search 340/700, 706; 364/708, 364/709.04; 361/390, 394; D14/100, 105, 106, 107, 109, 113, 115; D18/1, 7, 11, 12

[56] References Cited

U.S. PATENT DOCUMENTS

D. 256,028	7/1980	Lawrence et al.	D18/7 X
D. 266,563	10/1982	White	D14/100
D. 270,727	9/1983	Gonzales	D14/100
D. 323,489	1/1992	Harris, Jr. et al.	D14/100
D. 330,890	11/1992	Loew	D14/100

Primary Examiner—Susan J. Lucas
Assistant Examiner—Freda S. Nunn
Attorney, Agent, or Firm—Carla J. Vrsansky

[57] CLAIM

The ornamental design for a front cover portion of a microprocessor controller housing, as shown and described.

DESCRIPTION

FIG. 1 is an enlarged perspective view of a front cover portion of a microprocessor controller housing showing our new design;

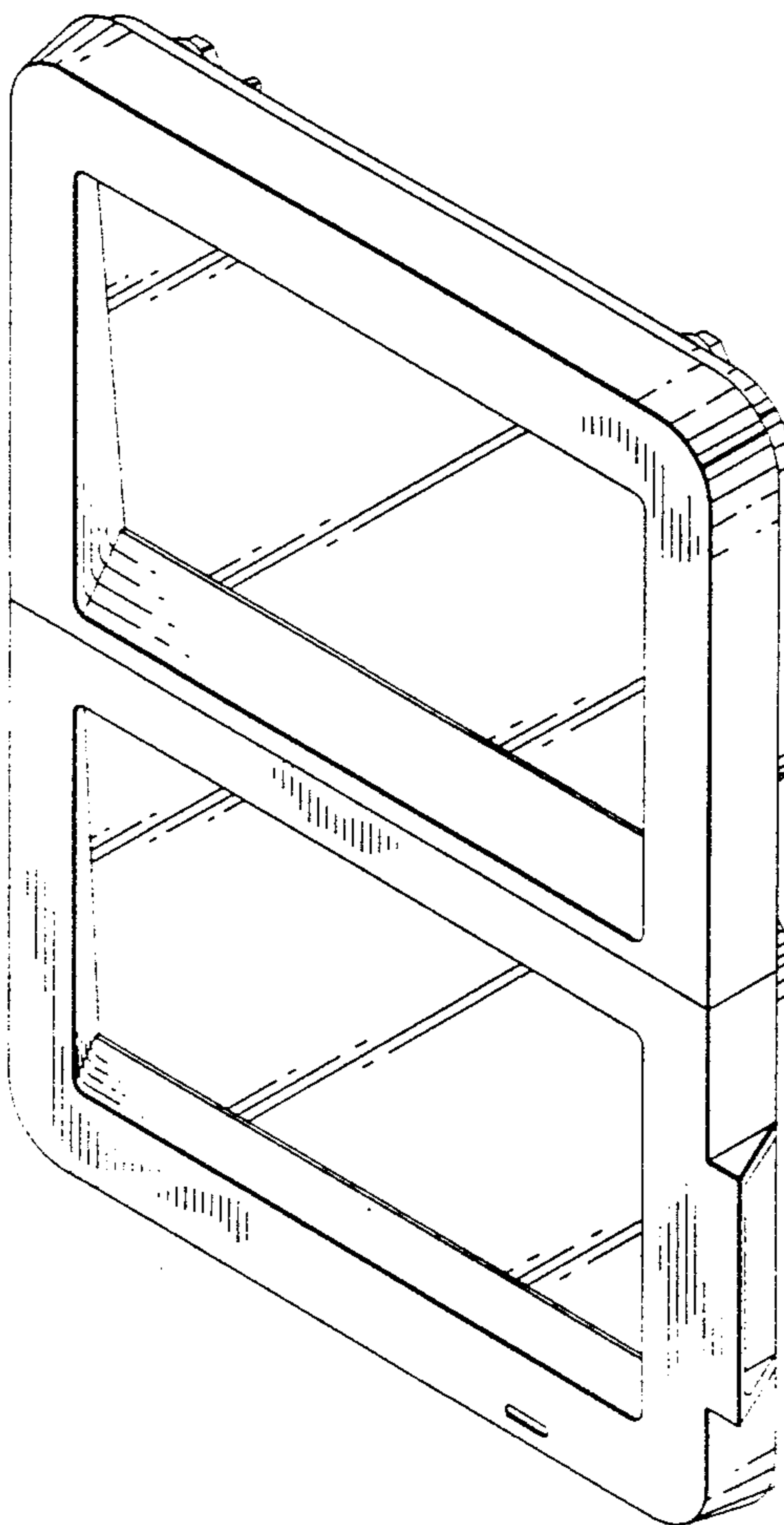
FIG. 2 is a front elevational view thereof;

FIG. 3 is a left-side elevational view thereof;

FIG. 4 is a right-side elevational view thereof;

FIG. 5 is a top plan view thereof; and,

FIG. 6 is a bottom plan view thereof.



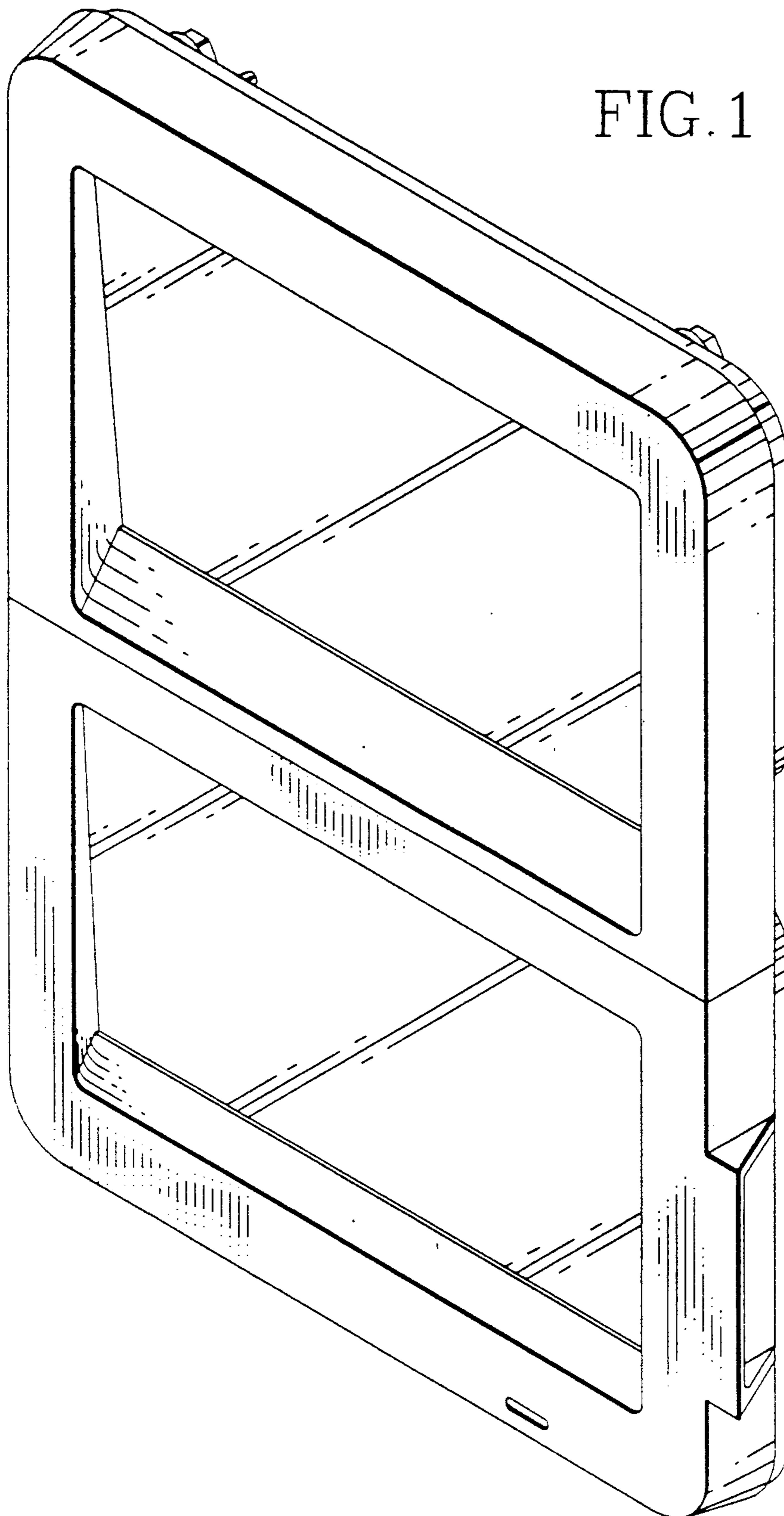


FIG. 1

FIG. 5




FIG. 2

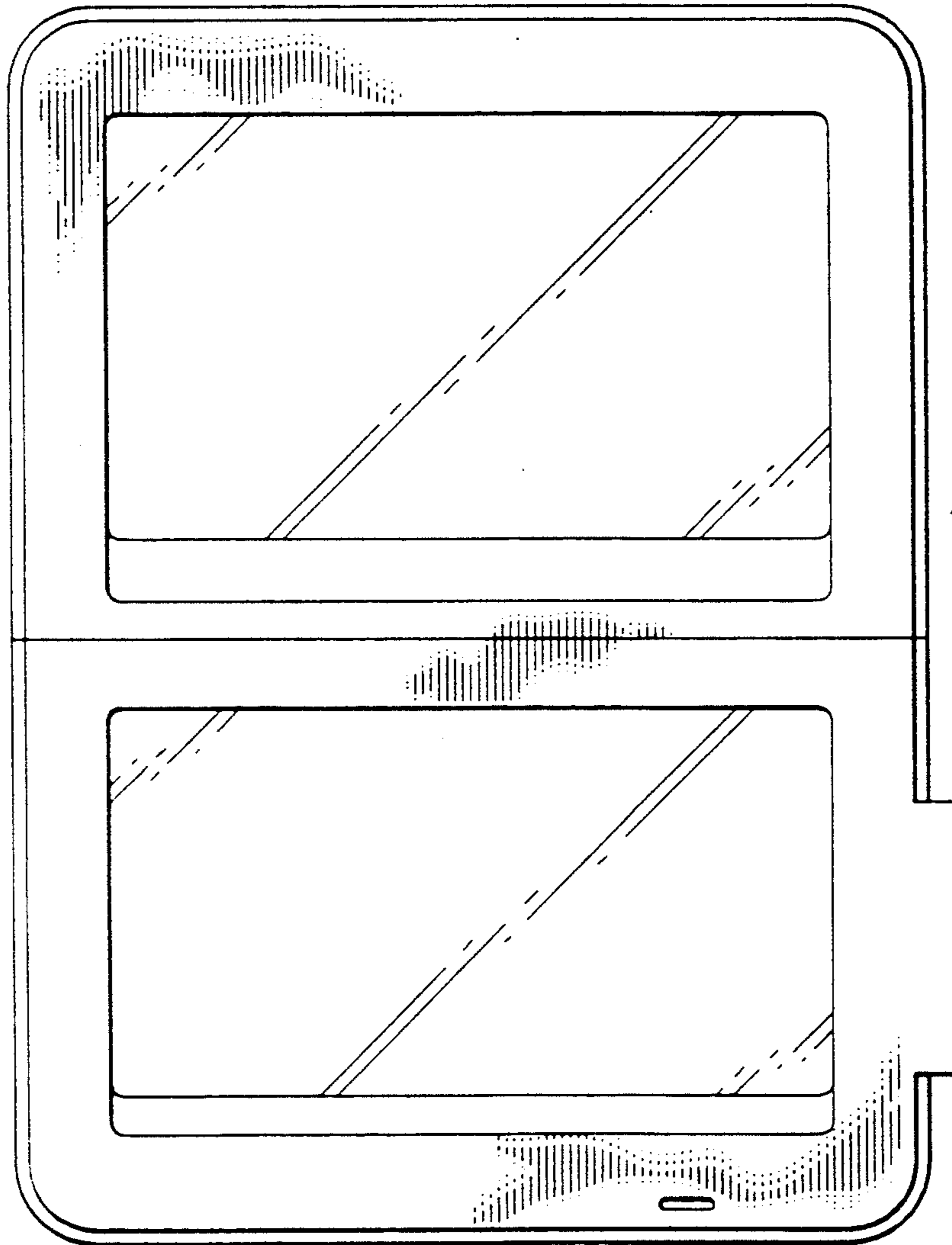



FIG. 6



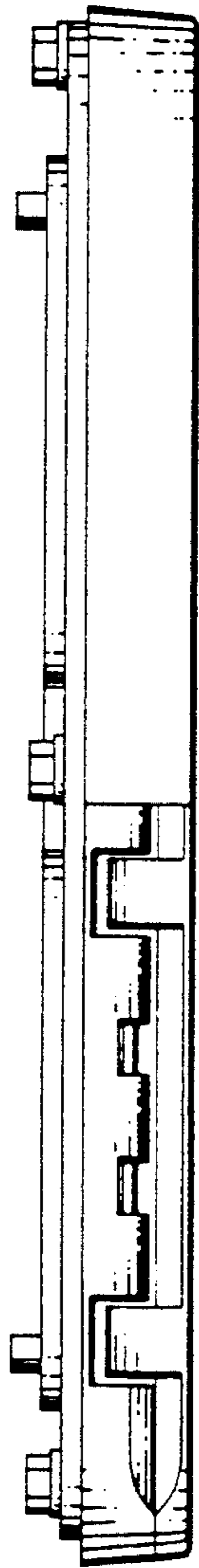


FIG. 3

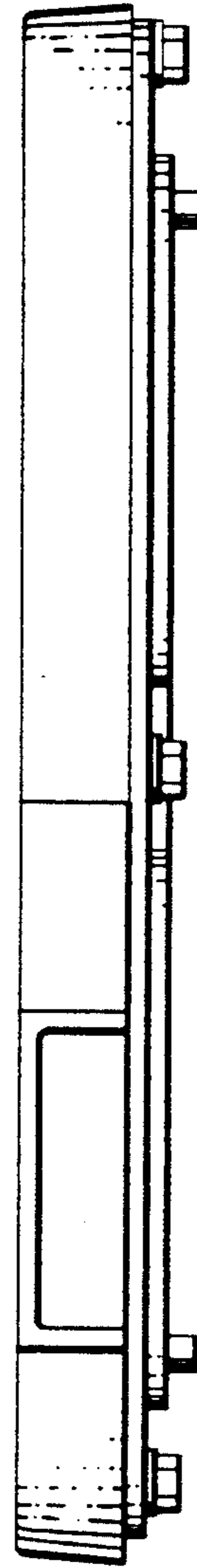


FIG. 4