



US00D349075S

# United States Patent [19] Hopkins

[11] Patent Number: Des. 349,075

[45] Date of Patent: \*\* Jul. 26, 1994

[54] AIR PLANT HOLDER

[76] Inventor: Lambert H. Hopkins, 2320 Spring Blvd., Eugene, Oreg. 97403

[\*\*] Term: 14 Years

[21] Appl. No.: 3,632

[22] Filed: Jan. 8, 1993

[52] U.S. Cl. .... D11/143

[58] Field of Search ..... D6/306, 556; D11/143

[56] References Cited

### U.S. PATENT DOCUMENTS

- |            |         |        |       |         |
|------------|---------|--------|-------|---------|
| D. 74,944  | 4/1928  | Peirce | ..... | D6/556  |
| D. 123,094 | 10/1940 | Smith  | ..... | D11/143 |
| D. 139,886 | 1/1945  | Meeks  | ..... | D6/556  |
| D. 141,054 | 5/1945  | Meeks  | ..... | D6/556  |

- |            |        |         |       |         |
|------------|--------|---------|-------|---------|
| D. 167,346 | 7/1952 | Goodman | ..... | D6/556  |
| D. 195,617 | 7/1963 | Eger    | ..... | D11/143 |

Primary Examiner—Alan P. Douglas

Assistant Examiner—S. Snapp

[57] CLAIM

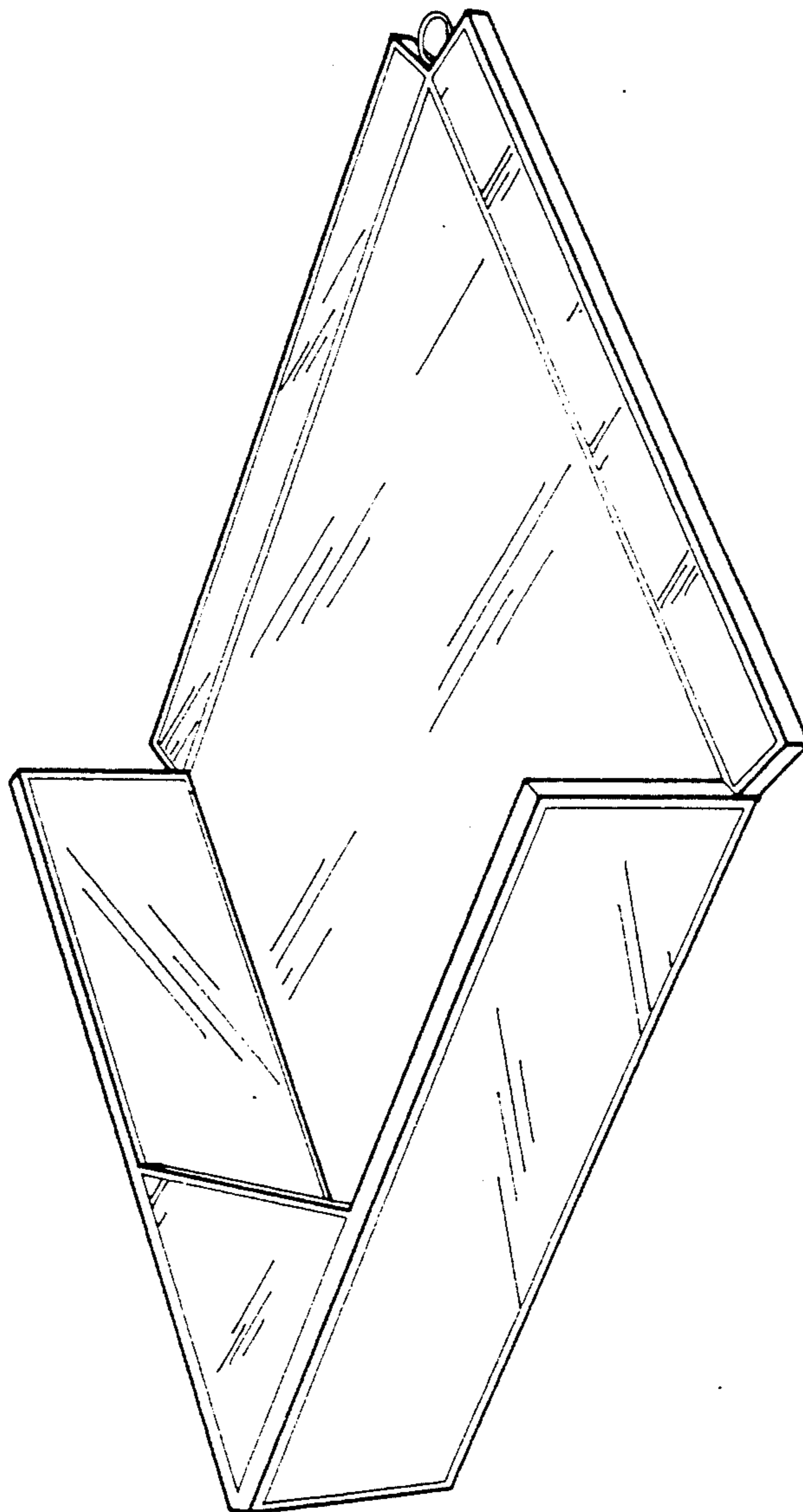
The ornamental design for an air plant holder, as shown and described.

### DESCRIPTION

FIG. 1 is a perspective view of an air plant holder in accordance with the present design;

FIG. 2 is a rear elevational view of said air plant holder; and,

FIG. 3 is a side elevational view of said air plant holder, the side view of the air plant holder not shown being a mirror image of the side shown in this view.



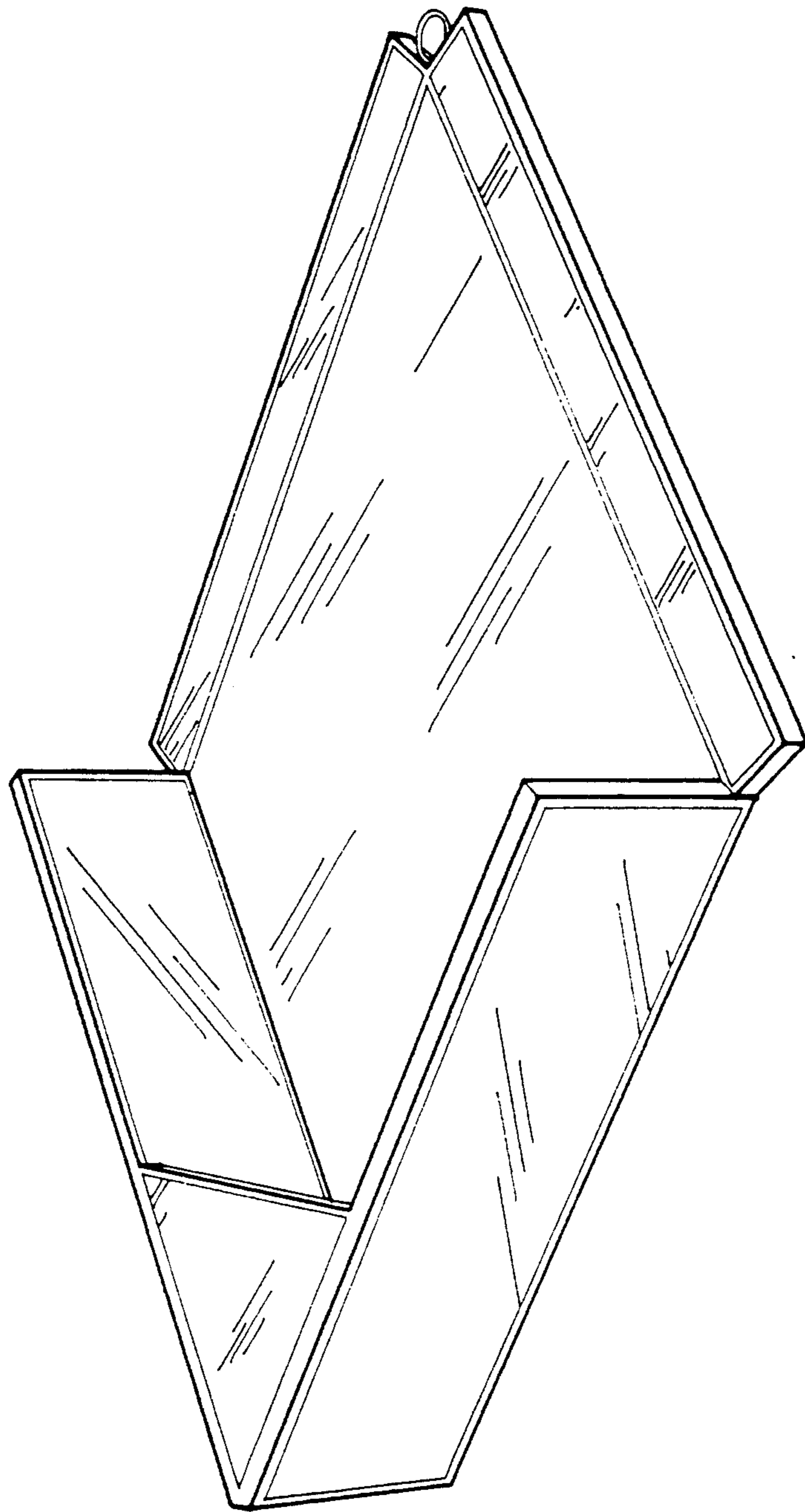


Fig. 1

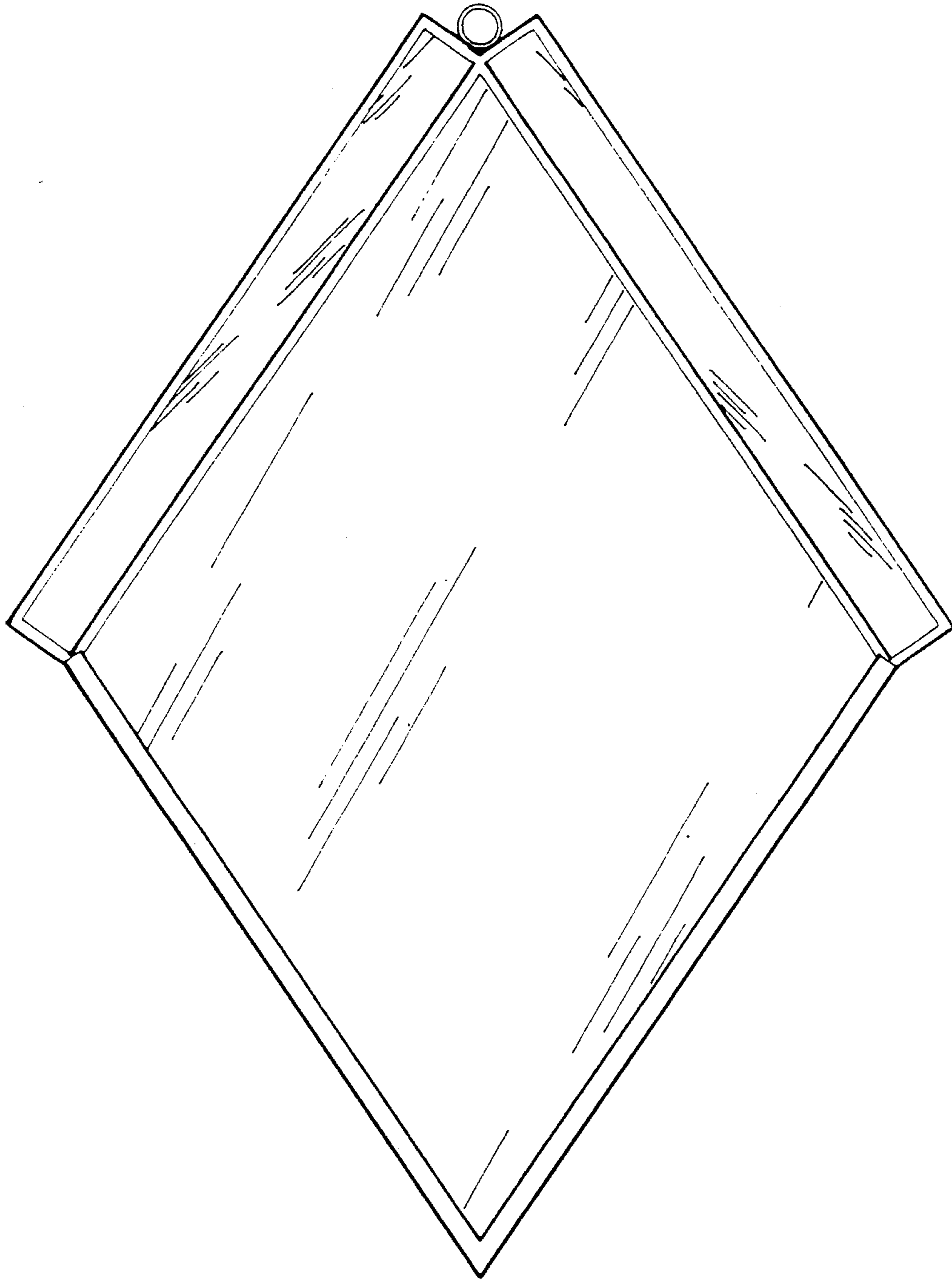


Fig. 2

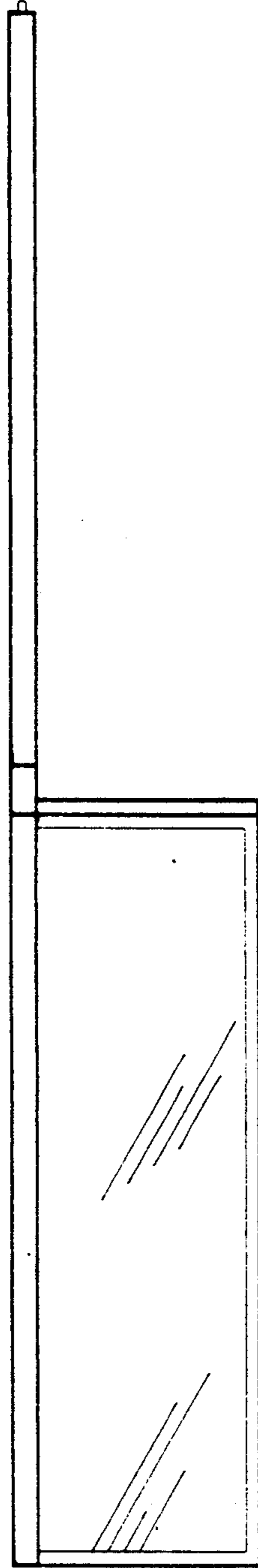


Fig. 3