



US00D349063S

# United States Patent [19]

[11] Patent Number: **Des. 349,063**

**Hanagata**

[45] Date of Patent: **\*\* Jul. 26, 1994**

[54] **WRIST WATCH**

[75] Inventor: **Shigeru Hanagata**, Kawasaki, Japan

[73] Assignee: **Casio Computer Co., Ltd.**, Tokyo, Japan

[\*\*] Term: **14 Years**

[21] Appl. No.: **921,478**

[22] Filed: **Jul. 28, 1992**

[52] U.S. Cl. .... **D10/39; D10/30**

[58] Field of Search ..... 368/82-84,  
368/239-242, 280-282, 285; D10/1-40,  
122-132

[56] **References Cited**

**U.S. PATENT DOCUMENTS**

- D. 320,749 10/1991 Tsukahara ..... D10/30
- D. 320,750 10/1991 Kawashima ..... D10/39
- D. 327,444 6/1992 Murakami ..... D10/30

**OTHER PUBLICATIONS**

*Casio Watch + Clock Catalog* -front cover—watchesat top + bottom.

*Hong Kong Enterprise*—Oct. 1990—p. 96—watch #SH 279P and #SH 306W.

*Primary Examiner*—Nelson C. Holtje  
*Attorney, Agent, or Firm*—Frishauf, Holtz, Goodman & Woodward

[57] **CLAIM**

The ornamental design for a wrist watch, as shown and described.

**DESCRIPTION**

FIG. 1 is a front elevation view of a wrist watch showing my new design;

FIG. 2 is a right side elevation view thereof;

FIG. 3 is a left side elevation view thereof;

FIG. 4 is a top plan view thereof;

FIG. 5 is a bottom plan view thereof; and,

FIG. 6 is a rear elevation view thereof.




FIG. 4




FIG. 3




FIG. 1




FIG. 2




FIG. 5




FIG. 6

