



US00D349062S

United States Patent [19]

[11] Patent Number: **Des. 349,062**

Goto

[45] Date of Patent: **** Jul. 26, 1994**

[54] **WRIST WATCH**

D. 326,058 5/1992 Schneider D10/39

[75] Inventor: **Atsushi Goto, Ome, Japan**

OTHER PUBLICATIONS

[73] Assignee: **Casio Computer Co., Ltd., Tokyo, Japan**

Jewelers Circular-Keystone-Oct. 1985-p. 126-Watch At Top Right.

[**] Term: **14 Years**

European Jeweler -(UZ)-Mar. 1982 p. 127-Watch At Bottom Right.

[21] Appl. No.: **921,476**

Primary Examiner-Nelson C. Holtje
Attorney, Agent, or Firm-Frishauf, Holtz, Goodman & Woodward

[22] Filed: **Jul. 28, 1992**

[30] **Foreign Application Priority Data**

[57] **CLAIM**

Jan. 13, 1992 [JP] Japan 4-243

The ornamental design for a wrist watch, as shown and described.

[52] U.S. Cl. **D10/39; D10/30**

[58] Field of Search 368/82-84,
368/239-242, 232, 280-282, 285; D10/1-40,
122-130

DESCRIPTION

[56] **References Cited**

U.S. PATENT DOCUMENTS

D. 320,749 10/1991 Tsukahara D10/30 X

D. 320,750 10/1991 Kawashima D10/39

FIG. 1 is a front elevation view of a wrist watch showing my new design;

FIG. 2 is a right side elevation view thereof;

FIG. 3 is a left side elevation view thereof;

FIG. 4 is a top plan view thereof;

FIG. 5 is a bottom plan view thereof; and,

FIG. 6 is a rear elevation view thereof.




FIG. 4




FIG. 3




FIG. 1



FIG. 2

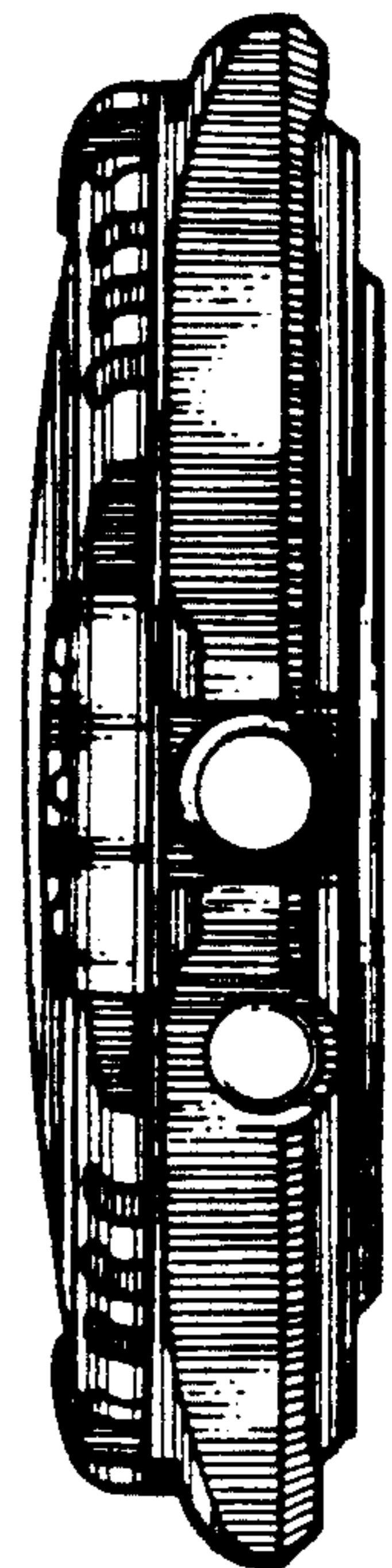


FIG. 5

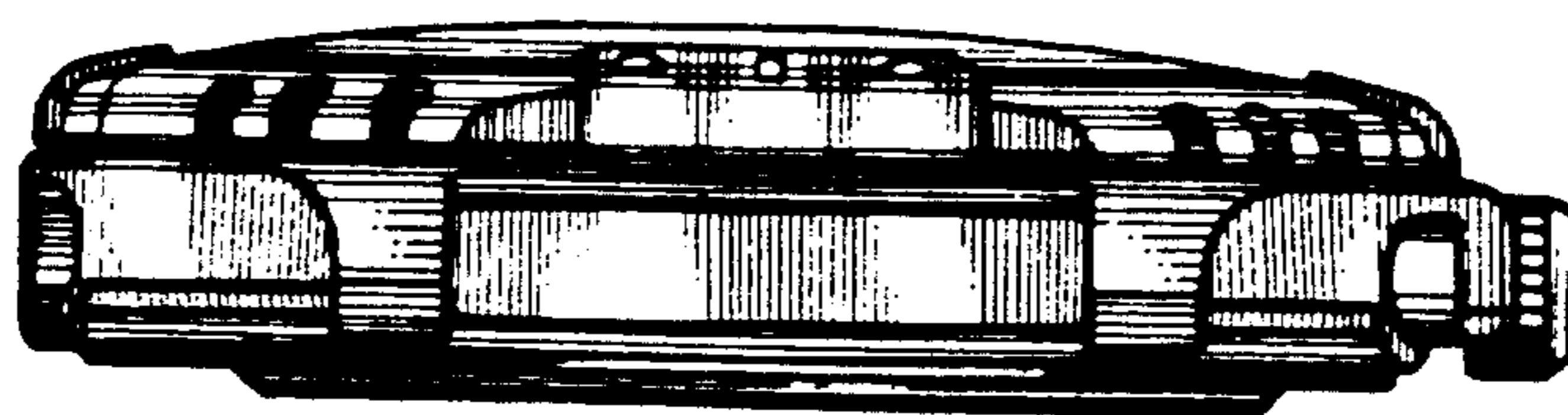


FIG. 6

