



US00D349061S

United States Patent [19]
Morishima

[11] **Patent Number: Des. 349,061**

[45] **Date of Patent: ** Jul. 26, 1994**

[54] **WRIST WATCH**

D. 339,750 9/1993 Nakai D10/38

[75] **Inventor: Takashi Morishima, Akishima, Japan**

OTHER PUBLICATIONS

[73] **Assignee: Casio Computer Co., Ltd., Tokyo, Japan**

Evans Catalog-1988-1989-©1988-p. 1114-watch at top-right.

[**] **Term: 14 Years**

Hong Kong Enterprise-Oct. 1990-p. 85-watch at top center on bottom of page.

[21] **Appl. No.: 921,471**

Primary Examiner-Nelson C. Holtje

[22] **Filed: Jul. 28, 1992**

Attorney, Agent, or Firm-Frishauf, Holtz, Goodman & Woodward

[30] **Foreign Application Priority Data**

[57] **CLAIM**

Mar. 31, 1992 [JP] Japan 4-9071

The ornamental design for a wrist watch, as shown and described.

[52] **U.S. Cl. D10/38; D10/30**

[58] **Field of Search 368/82-84, 368/239-242, 280-282, 285; D10/1-40, 122-132**

DESCRIPTION

[56] **References Cited**

U.S. PATENT DOCUMENTS

D. 315,512 3/1991 Houlihan D10/38 X

D. 321,145 10/1991 Takahashi D10/39

D. 339,530 9/1993 Morishima D10/38

FIG. 1 is a front elevation view of a wrist watch showing my new design;

FIG. 2 is a right side elevation view thereof;

FIG. 3 is a left side elevation view thereof;

FIG. 4 is a top plan view thereof;

FIG. 5 is a bottom plan view thereof; and,

FIG. 6 is a rear elevation view thereof.

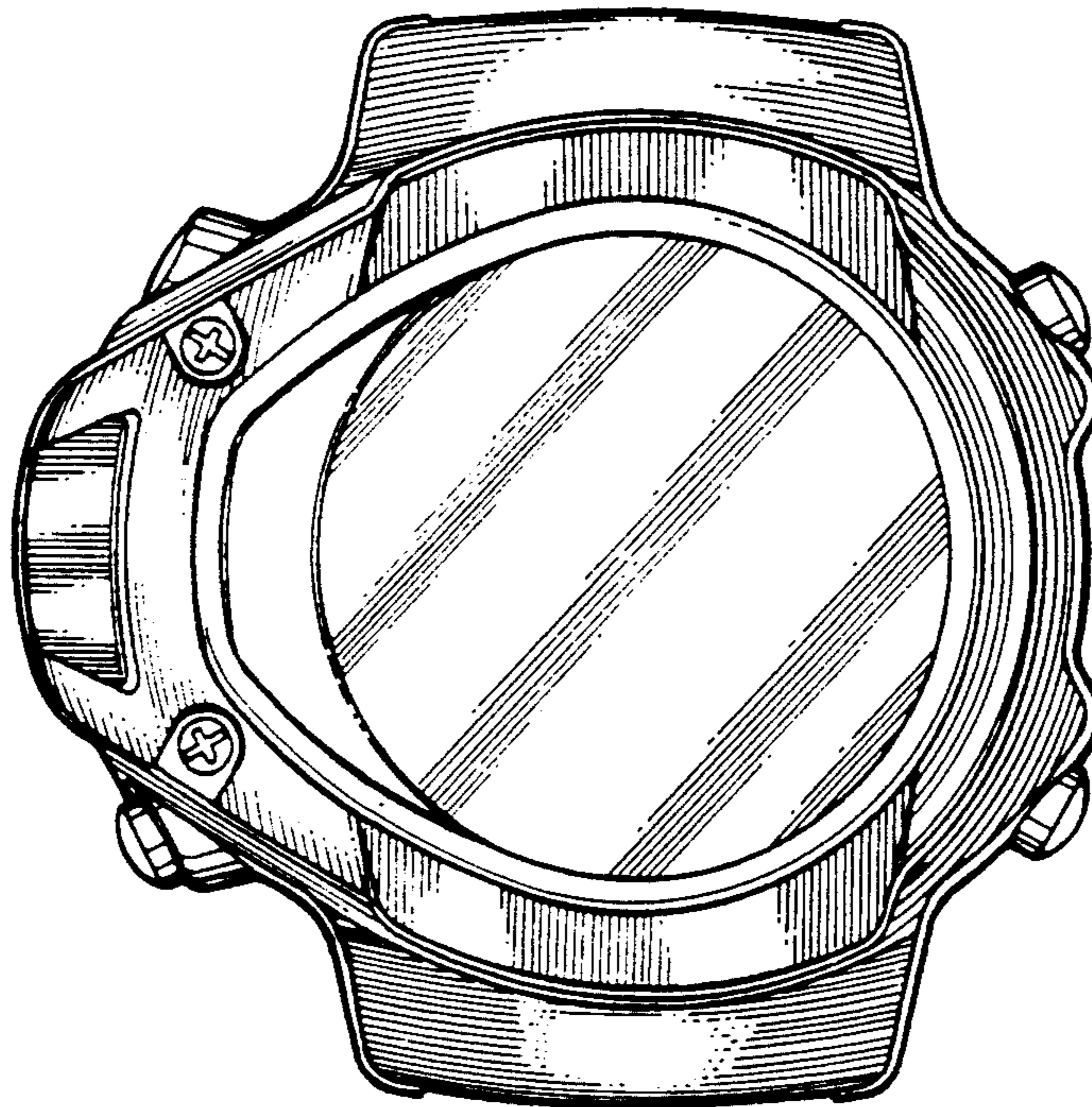


FIG. 4




FIG. 3




FIG. 1

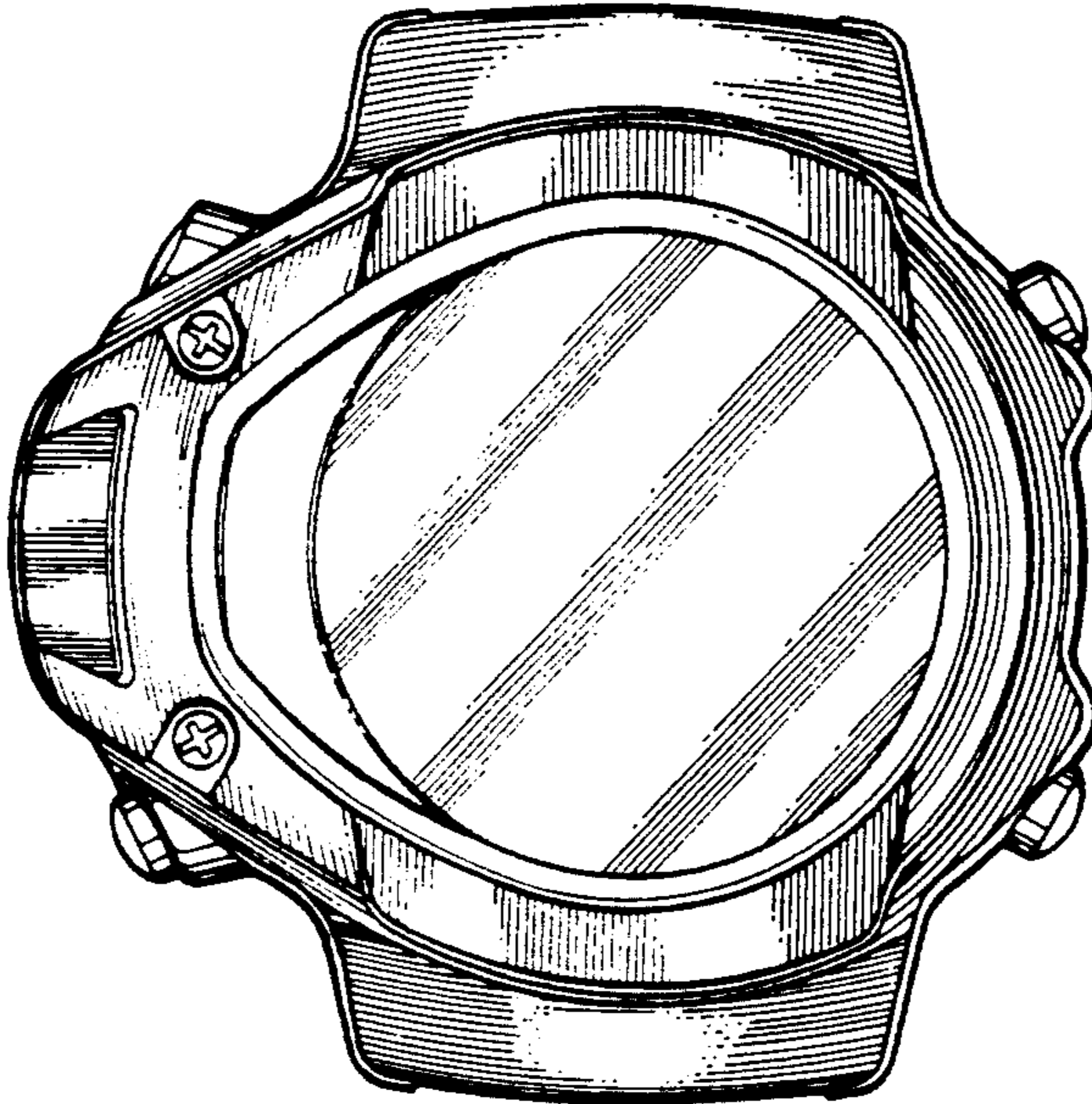


FIG. 2




FIG. 5




FIG. 6

