



US00D349056S

**United States Patent** [19]  
**Jaramillo**

[11] **Patent Number: Des. 349,056**

[45] **Date of Patent: \*\* Jul. 26, 1994**

[54] **FLUID-DISPENSING CONTAINER**

[75] **Inventor: Luis G. Jaramillo, Paris, France**

[73] **Assignee: Societe Anonyme: TOTAL, Puteaux, France**

[\*\*] **Term: 14 Years**

[21] **Appl. No.: 932,029**

[22] **Filed: Aug. 19, 1992**

[30] **Foreign Application Priority Data**

Feb. 19, 1992 [FR] France ..... 921043  
[52] **U.S. Cl.** ..... **D9/523; D9/528;**  
**D9/543; D9/570**  
[58] **Field of Search** ..... **D9/522, 523, 528, 570,**  
**D9/543; 215/1 R, 1 C, 100 A**

[56] **References Cited**

**U.S. PATENT DOCUMENTS**

D. 192,535	4/1962	Laudano .....	D9/543
D. 195,064	4/1963	Dike .....	D9/523
D. 210,114	2/1968	Gantz .....	D9/523
D. 211,504	6/1968	Vanderhyde .....	D9/523
D. 266,095	9/1982	Hara .....	D9/523 X

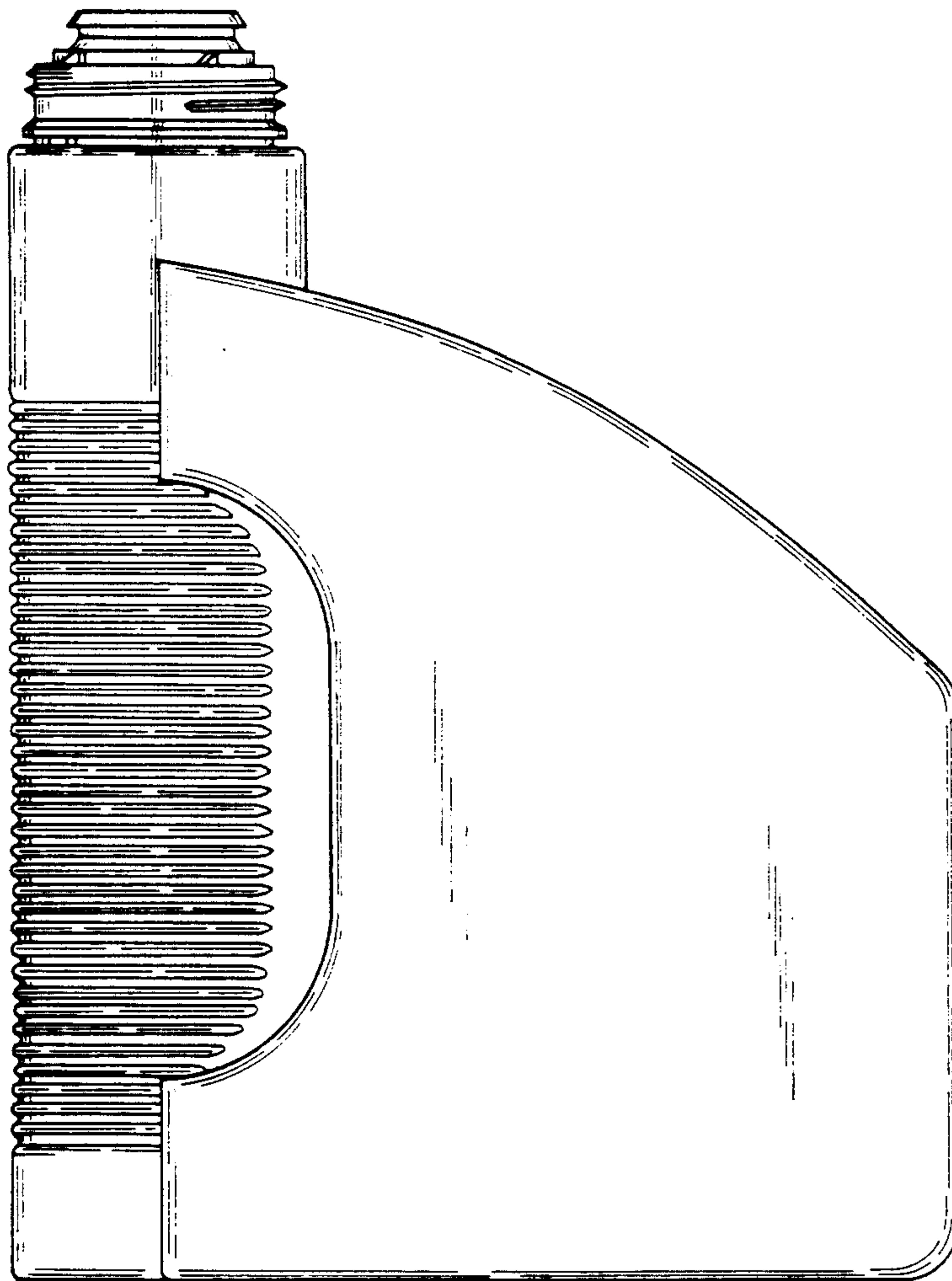
*Primary Examiner*—Lucy J. Lieberman  
*Attorney, Agent, or Firm*—Scully, Scott, Murphy & Presser

[57] **CLAIM**

The ornamental design for a fluid-dispensing container, as shown and described.

**DESCRIPTION**

FIG. 1 is a side view of the fluid-dispensing container showing my new and ornamental design, the opposite side being a mirror-image thereof;  
FIG. 2 is a front view from the pouring side thereof;  
FIG. 3 is a rear view from the handle side thereof;  
FIG. 4 is a top plan view thereof; and,  
FIG. 5 is a bottom plan view thereof.



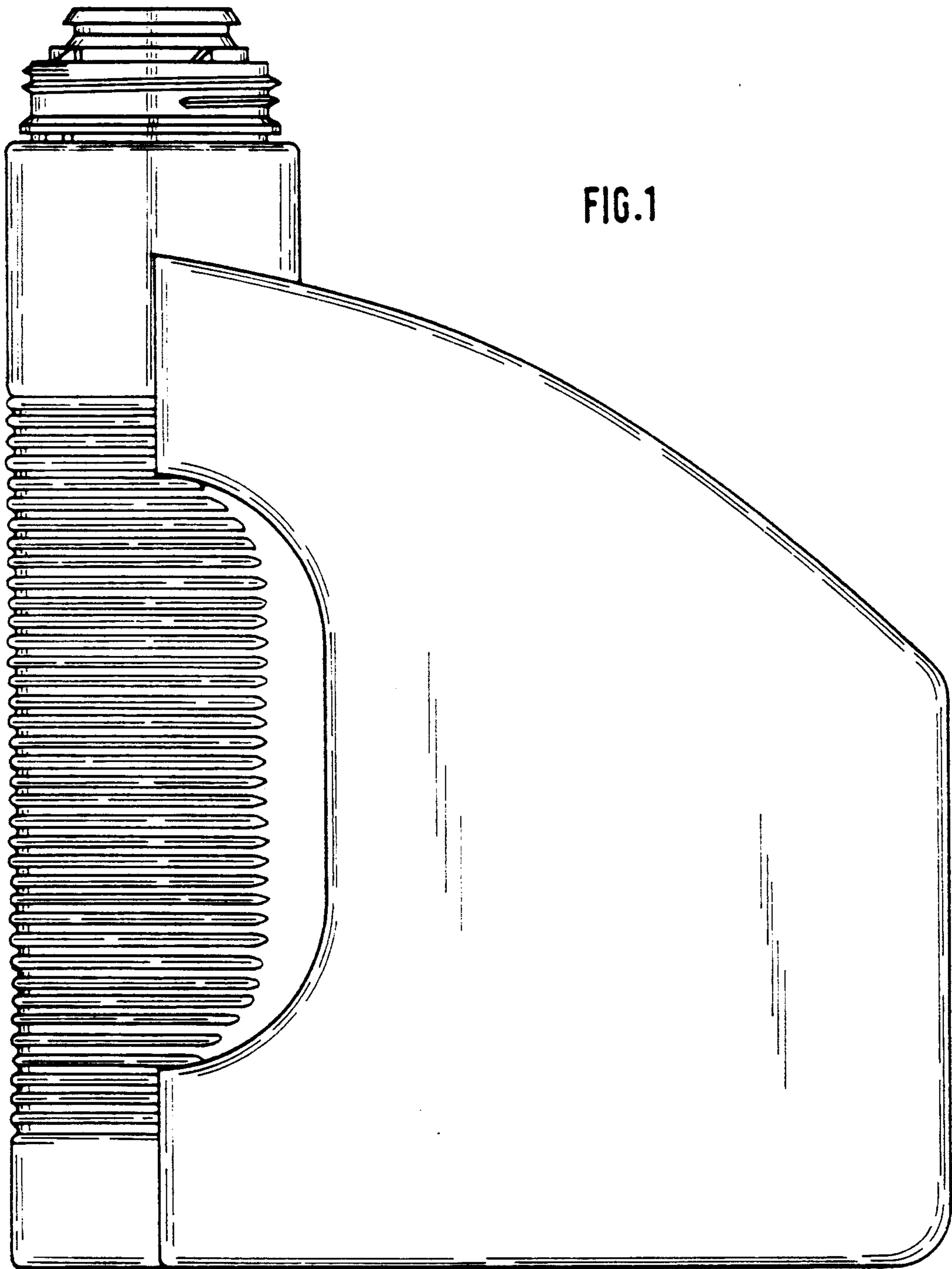


FIG. 1





FIG.4




FIG.5

