



US00D349041S

United States Patent [19]

Wical

[11] Patent Number: **Des. 349,041**

[45] Date of Patent: **** Jul. 26, 1994**

[54] **FLOWER POT HANGER**

[76] Inventor: **Robert M. Wical**, 705 S. East St., Culpeper, Va. 22701

[**] Term: **14 Years**

[21] Appl. No.: **1,552**

[22] Filed: **Nov. 18, 1992**

[52] U.S. Cl. **D8/373**

[58] Field of Search **D8/373, 366, 354; D6/556; 248/215, 311.1-311.3, 318**

[56] **References Cited**

U.S. PATENT DOCUMENTS

D. 34,102	2/1901	Burkholder	D8/373	X
D. 157,925	3/1950	Todd	D8/373	
D. 230,827	3/1974	Brown	D8/373	X
D. 264,683	6/1982	Searer	D8/354	
D. 311,127	10/1990	Strodtman	D8/356	
D. 315,669	3/1991	Paul	D8/373	X
D. 316,811	5/1991	Paul	D8/373	X
D. 318,608	7/1991	Schenker	D8/371	X
2,724,798	11/1955	Hare et al.	238/311.2	X
2,967,691	1/1961	Lehnbeuter et al.	47/67	X

3,155,358 11/1964 Carlson 248/311.2 X
4,623,113 11/1986 Studebaker 47/67 X

OTHER PUBLICATIONS

Grammes, 1941, p. 37, picture hangers, item 14929 circled on right.

Fastening Directory Eaton, 1986, p. 33, wire clips, item A at top of page.

Zierick Manufacturing Corp. Catalog, 1966, p. 34, clip located at top of page.

Primary Examiner—Wallace R. Burke

Assistant Examiner—H. Baynham

[57] **CLAIM**

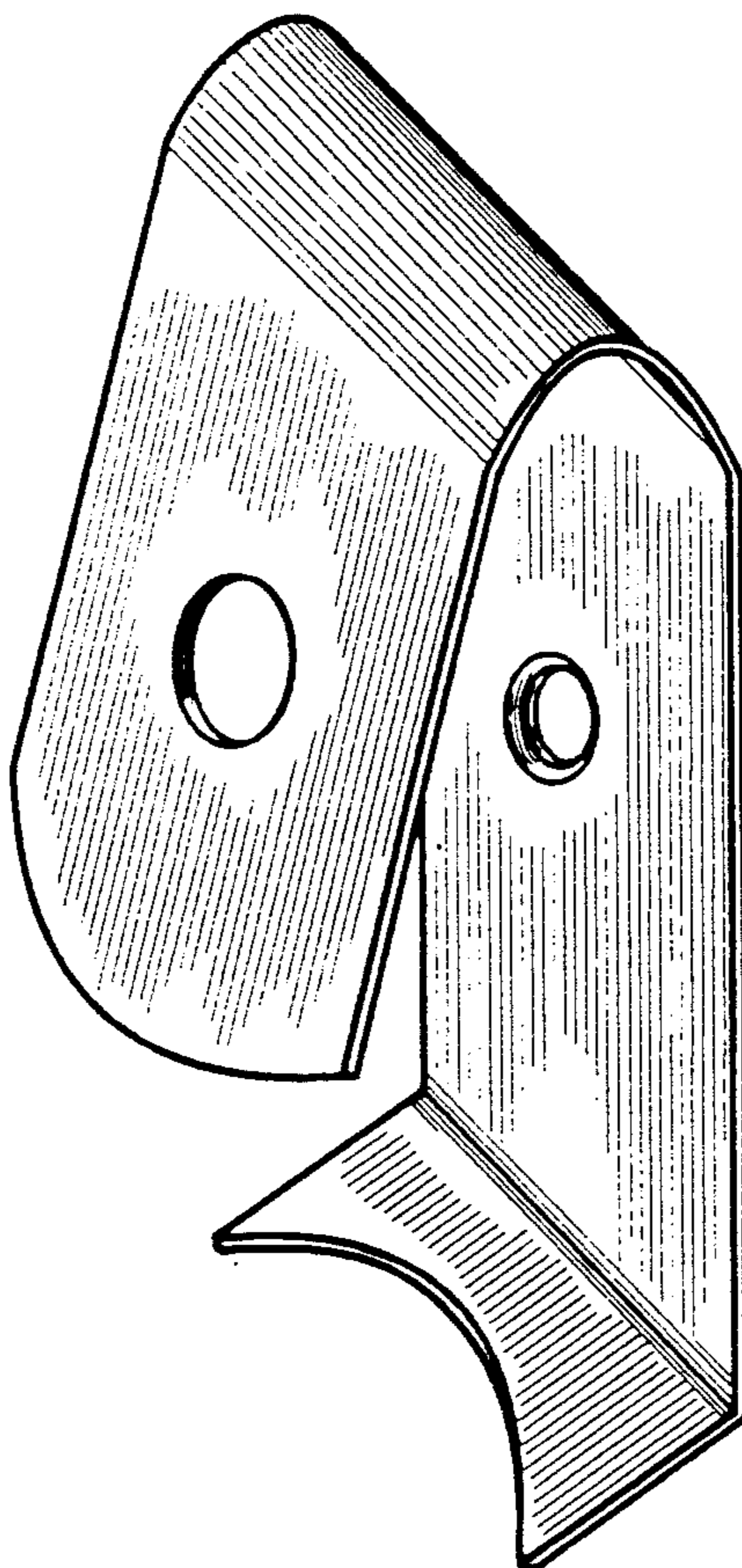
The ornamental design for a flower pot hanger, as shown and described.

DESCRIPTION

FIG. 1 is a perspective view of a flower pot hanger showing my new design;

FIG. 2 is a side elevational view thereof with the opposite side being a mirror image; and,

FIG. 3 is a rear elevational view thereof.






Fig. 1

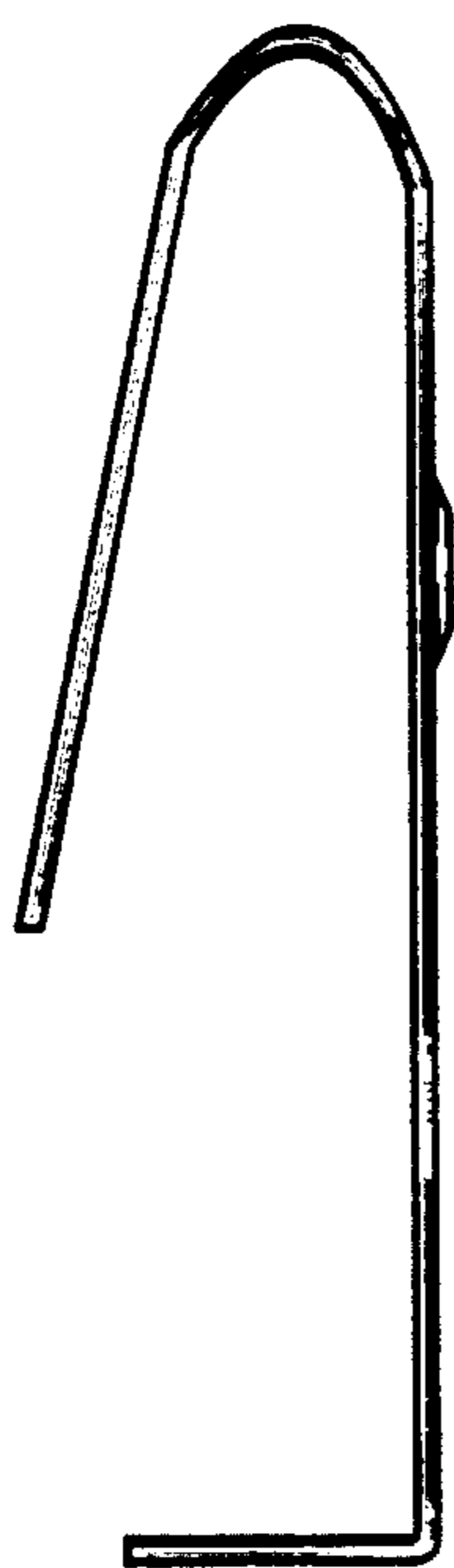


Fig. 2




Fig. 3