



US00D349027S

United States Patent [19]

[11] Patent Number: Des. 349,027

Izumisawa

[45] Date of Patent: ** Jul. 26, 1994

[54] MINIATURE BUTTERFLY IMPACT WRENCH

[75] Inventor: Osamu Izumisawa, Tokyo, Japan

[73] Assignee: Shinano Pneumatic Industries, Inc., Kamiminochi, Japan

[**] Term: 14 Years

[21] Appl. No.: 7,866

[22] Filed: Apr. 30, 1993

[52] U.S. Cl. D8/61

[58] Field of Search D8/61, 21, 24; 81/463, 81/464, 465, 466; 173/170, 48, 90-96

[56] References Cited

U.S. PATENT DOCUMENTS

3,054,312	9/1962	Zengerer	173/93.7
3,366,187	1/1968	Tersch	173/93.6
4,191,264	3/1980	Antipov et al.	173/93.6
4,313,505	2/1982	Silvern	173/93.5
4,811,797	3/1989	Antipov et al.	173/93
4,846,287	7/1989	Ericsson	173/90

OTHER PUBLICATIONS

Snap-On Tool Catalog, dated Nov. 1, 1991, p. 188 Drive Impact Wrenche #IM 32.

Primary Examiner—Alan P. Douglas

Assistant Examiner—J. H. Musgrove

Attorney, Agent, or Firm—Senniger, Powers, Leavitt & , Roedel

[57] CLAIM

The ornamental design for miniature butterfly impact wrench, as shown and described.

DESCRIPTION

FIG. 1 is a left side elevational view of a miniature butterfly impact wrench showing my new design, the right side elevational view being a mirror image thereof;

FIG. 2 is a top plan view thereof;

FIG. 3 is a bottom plan view thereof;

FIG. 4 is a rear elevational view thereof; and,

FIG. 5 is a front elevational view thereof.

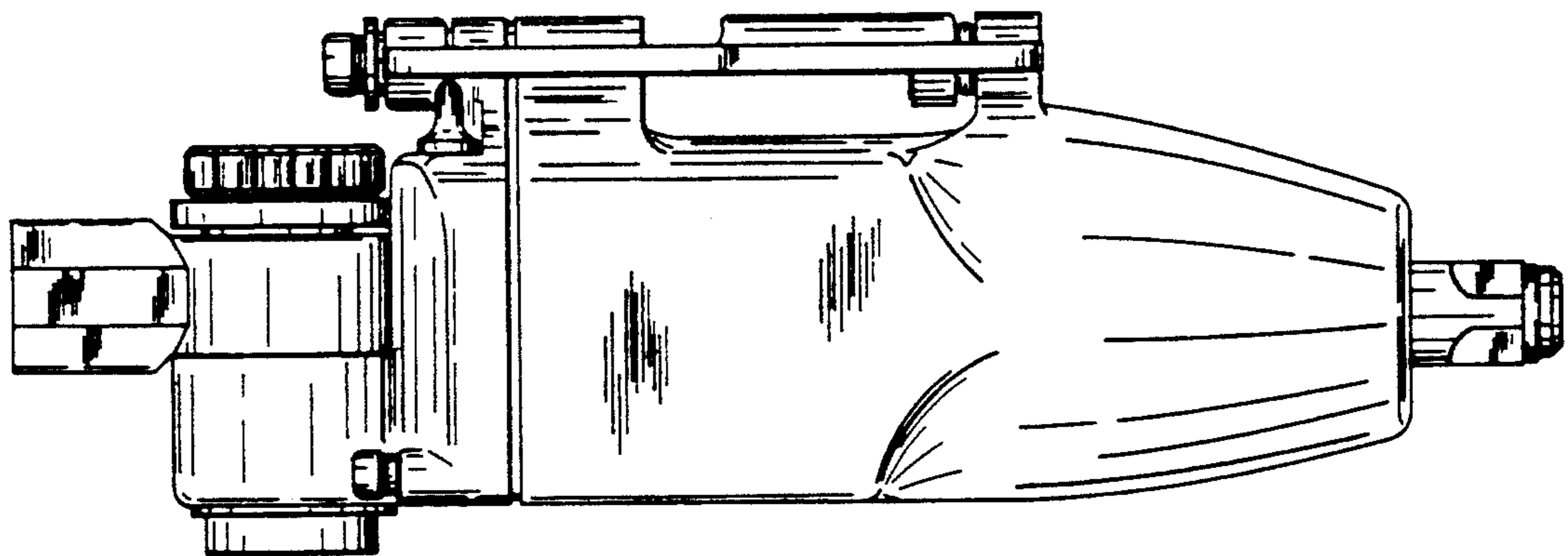


FIG. 1

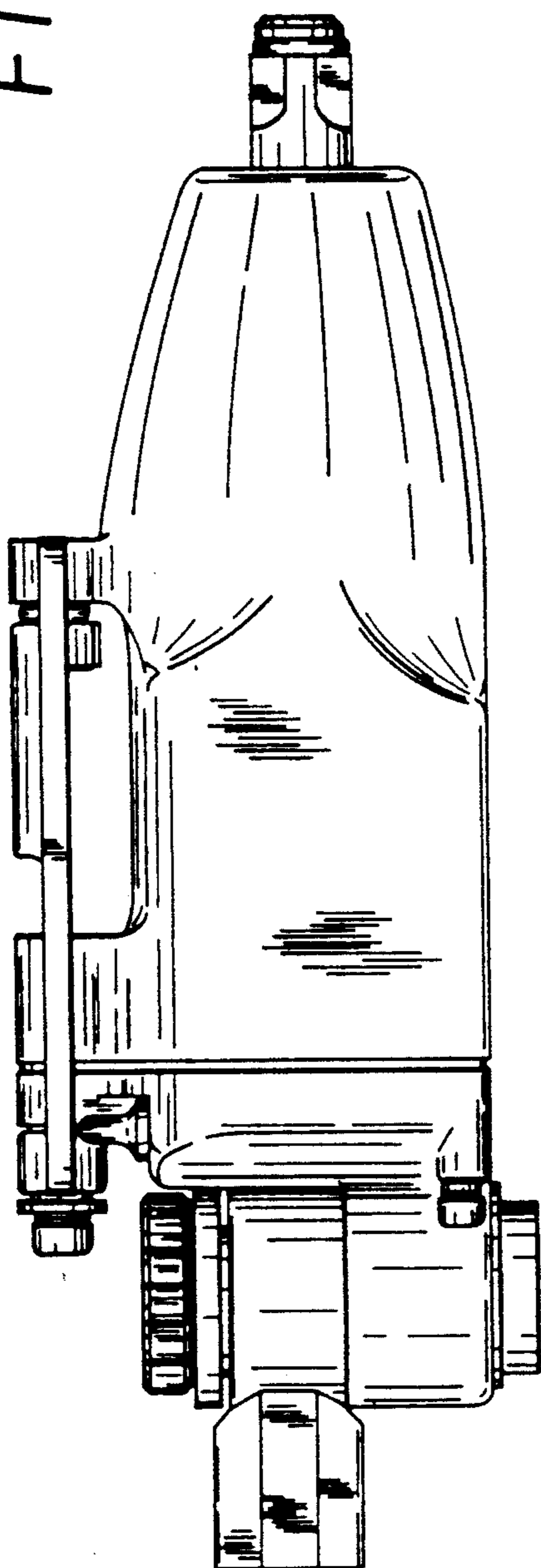


FIG. 2




FIG. 3




FIG. 5

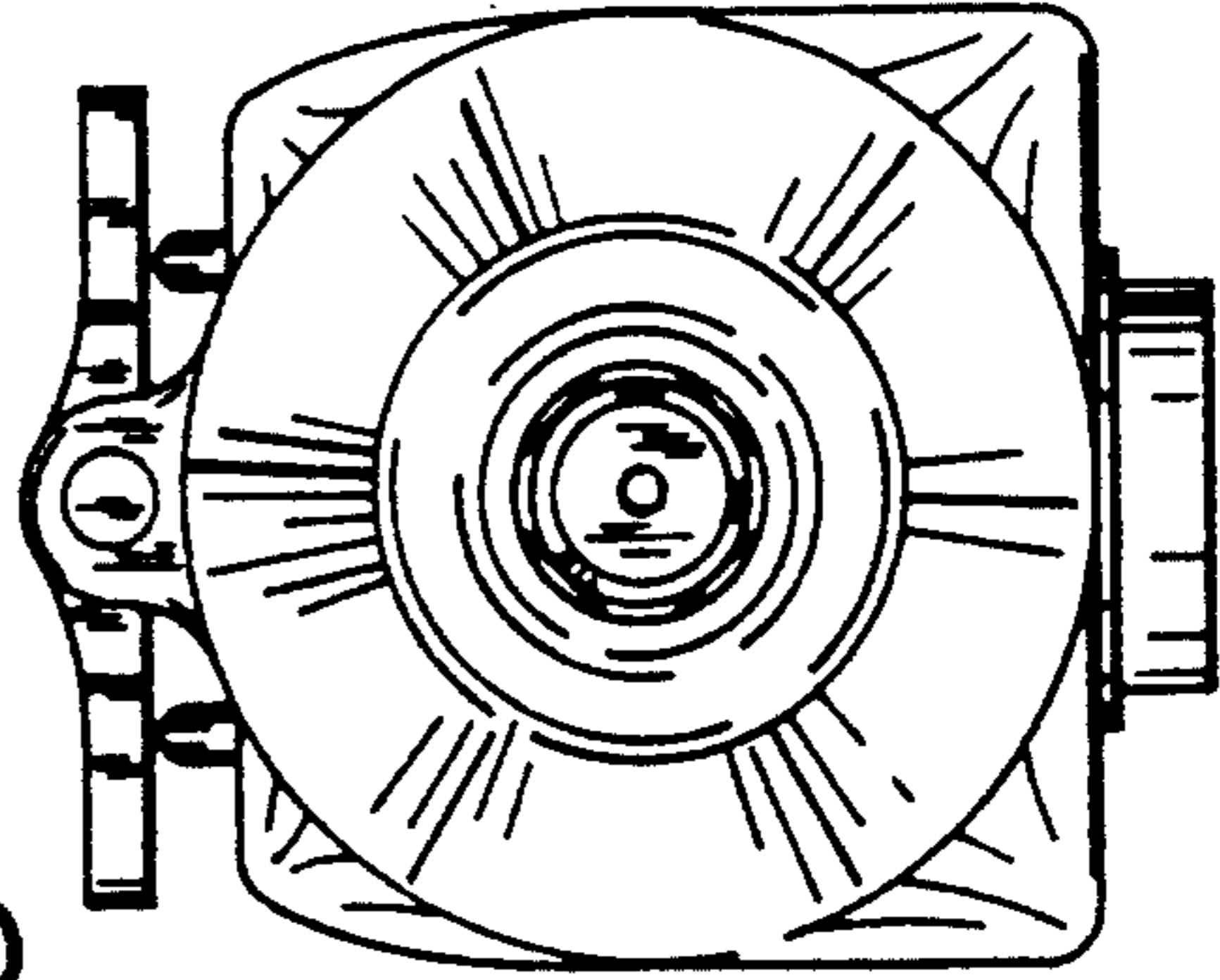


FIG. 4

