

US00D348997S

**United States Patent** [19]  
**Menner**

[11] **Patent Number: Des. 348,997**  
[45] **Date of Patent: \*\* Jul. 26, 1994**

[54] **EARRING STAND**

[76] **Inventor: Doris A. Menner, 418 E. Port-Au-Prince, Phoenix, Ariz. 85022**

[\*\*] **Term: 14 Years**

[21] **Appl. No.: 939,641**

[22] **Filed: Sep. 8, 1992**

[52] **U.S. Cl. .... D6/467**

[58] **Field of Search ..... D6/465, 466, 467, 468, D6/469; D3/34; 248/902; 211/13, 22, 27, 126, 133; D16/129**

[56] **References Cited**

**U.S. PATENT DOCUMENTS**

- D. 132,985 7/1942 Lyons ..... D6/449
- D. 203,784 2/1966 Weber .
- D. 269,145 3/1983 Druiz et al. .

- D. 307,989 5/1990 Stewart ..... D6/469
- D. 316,197 4/1991 Baker ..... D6/469
- 4,573,585 3/1986 Frei .
- 5,050,745 9/1991 Sanders ..... 211/13
- 5,160,049 11/1992 McMillen, Jr. .... D6/469

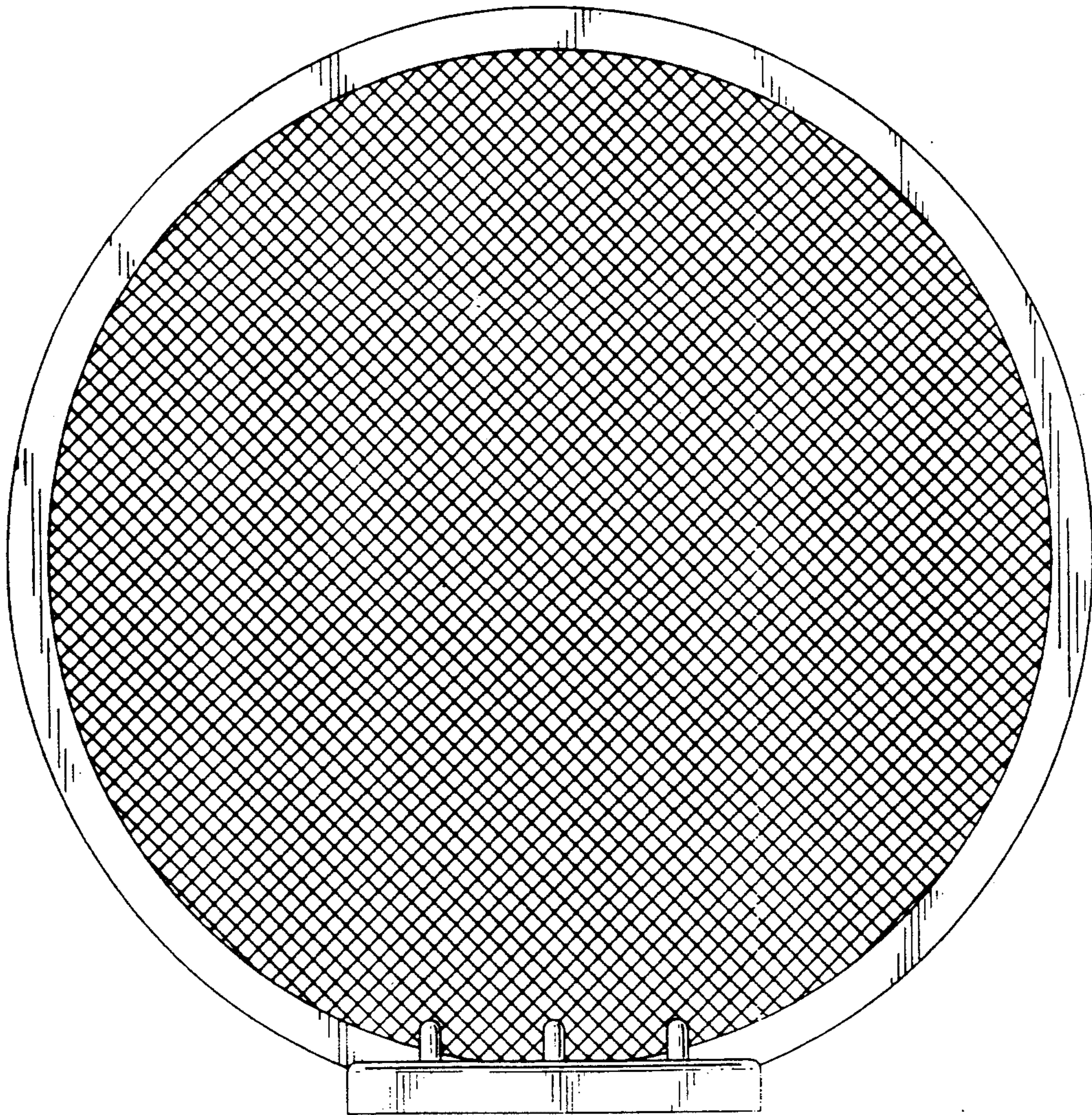
*Primary Examiner*—Alan P. Douglas  
*Assistant Examiner*—S. Snapp  
*Attorney, Agent, or Firm*—Hovey, Williams, Timmons & Collins

[57] **CLAIM**

The ornamental design for an earring stand, as shown and described.

**DESCRIPTION**

FIG. 1 is a front elevational view;  
FIG. 2 is a side elevational view, the opposite side being identical in appearance to that shown in FIG. 2;  
FIG. 3 is a bottom plan view;  
FIG. 4 is a top plan view; and,  
FIG. 5 is a rear elevational view.



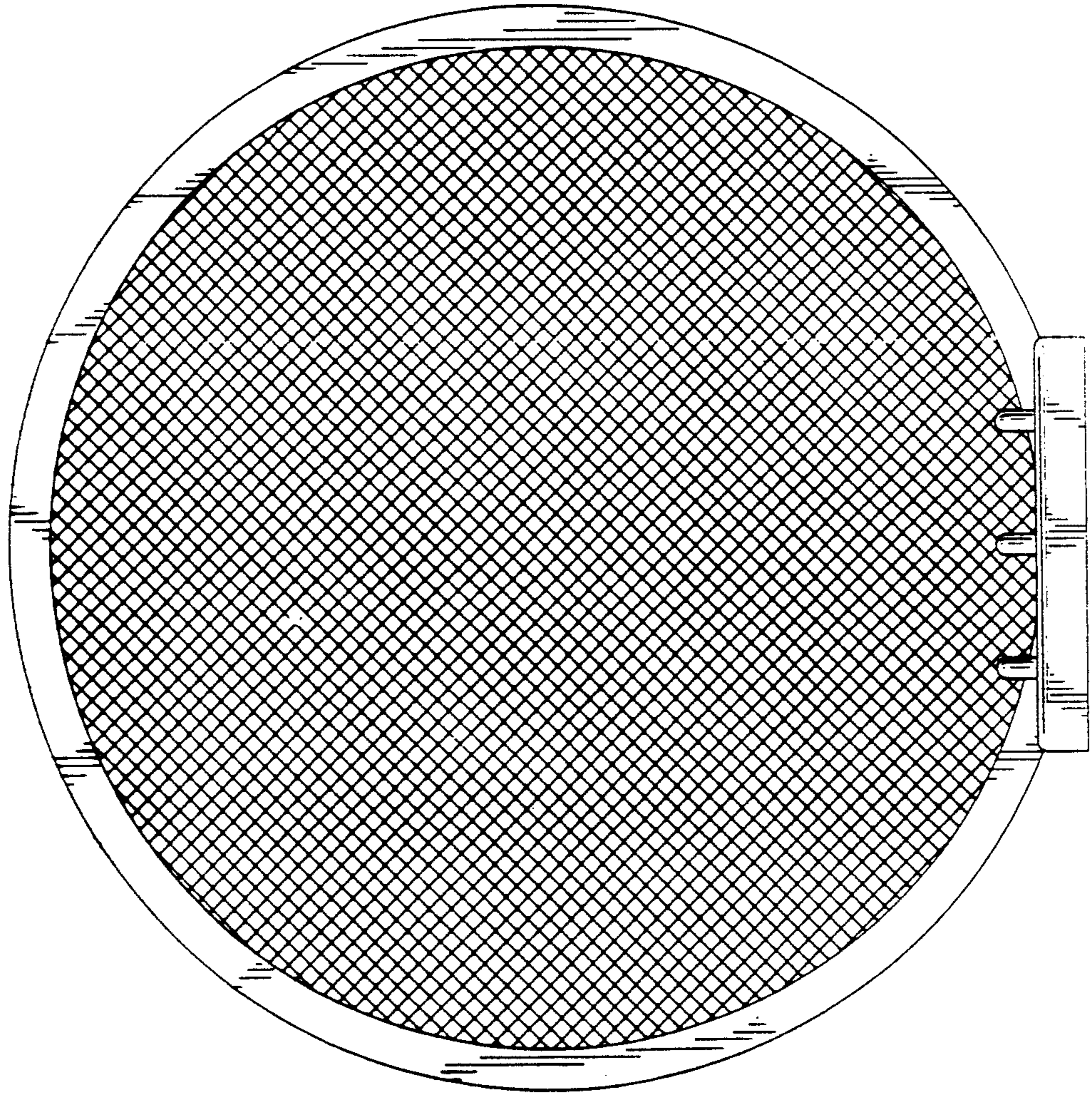


Fig. 1.

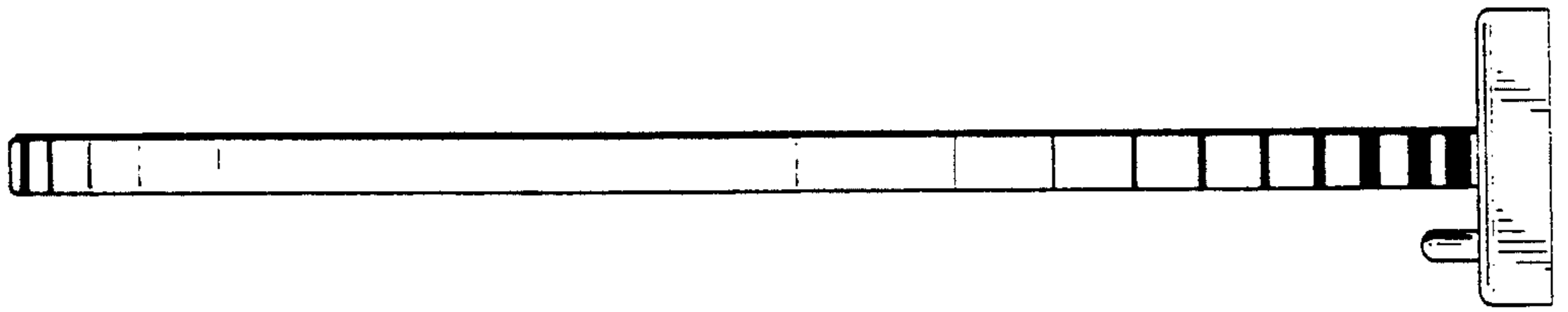


Fig. 2.




Fig. 3.

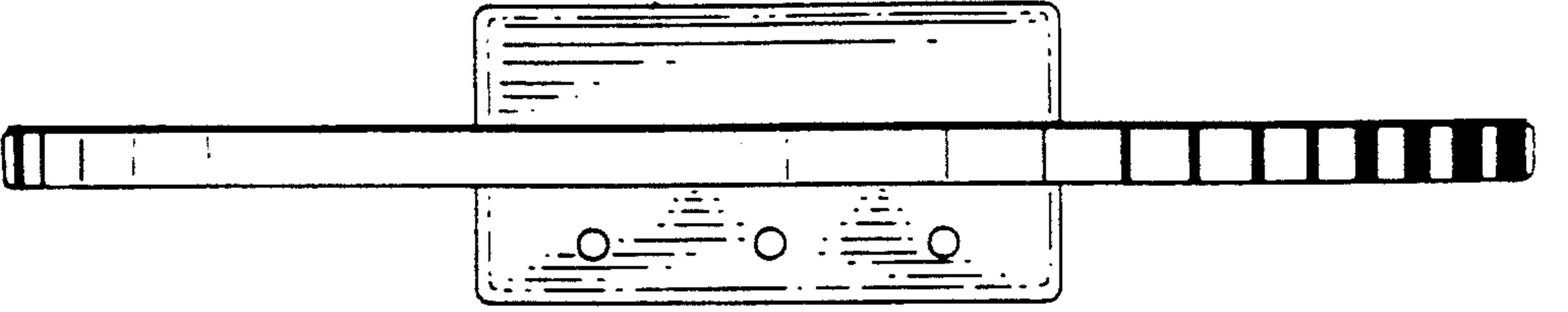
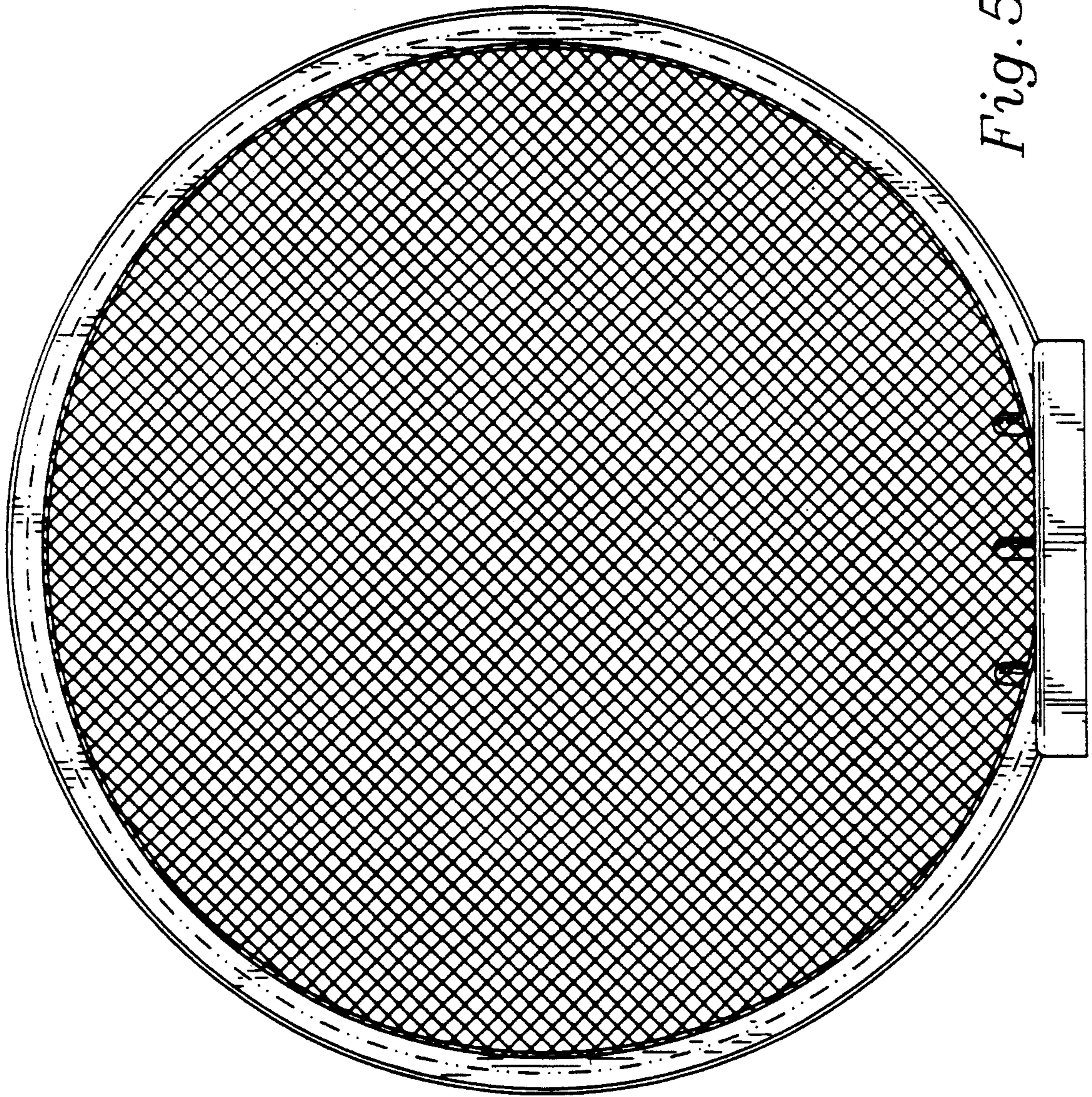


Fig. 4.



*Fig. 5.*