



US00D348983S

United States Patent [19]

[11] Patent Number: **Des. 348,983**

Dancyger

[45] Date of Patent: *** Jul. 26, 1994**

[54] **COMBINED NAIL AND TOOL APRON**

4,993,614 2/1991 Bonofiglo 224/904 X
5,201,448 4/1993 Schue 224/904 X

[76] Inventor: **Michael Dancyger**, 811 W. 58th St.,
Los Angeles, Calif. 90037

OTHER PUBLICATIONS

Hyde Tools Catalog #272, ©1986, p. 30, Apron 09082.

[*] Notice: The portion of the term of this patent
subsequent to Jul. 19, 2008 has been
disclaimed.

Primary Examiner—A. Hugo Word
Assistant Examiner—Doris V. Coles
Attorney, Agent, or Firm—Andra M. Vaccaro

[**] Term: **14 Years**

[57] CLAIM

[21] Appl. No.: **869,420**

An ornamental design for combined nail and tool apron,
as shown and described.

[22] Filed: **Apr. 14, 1992**

DESCRIPTION

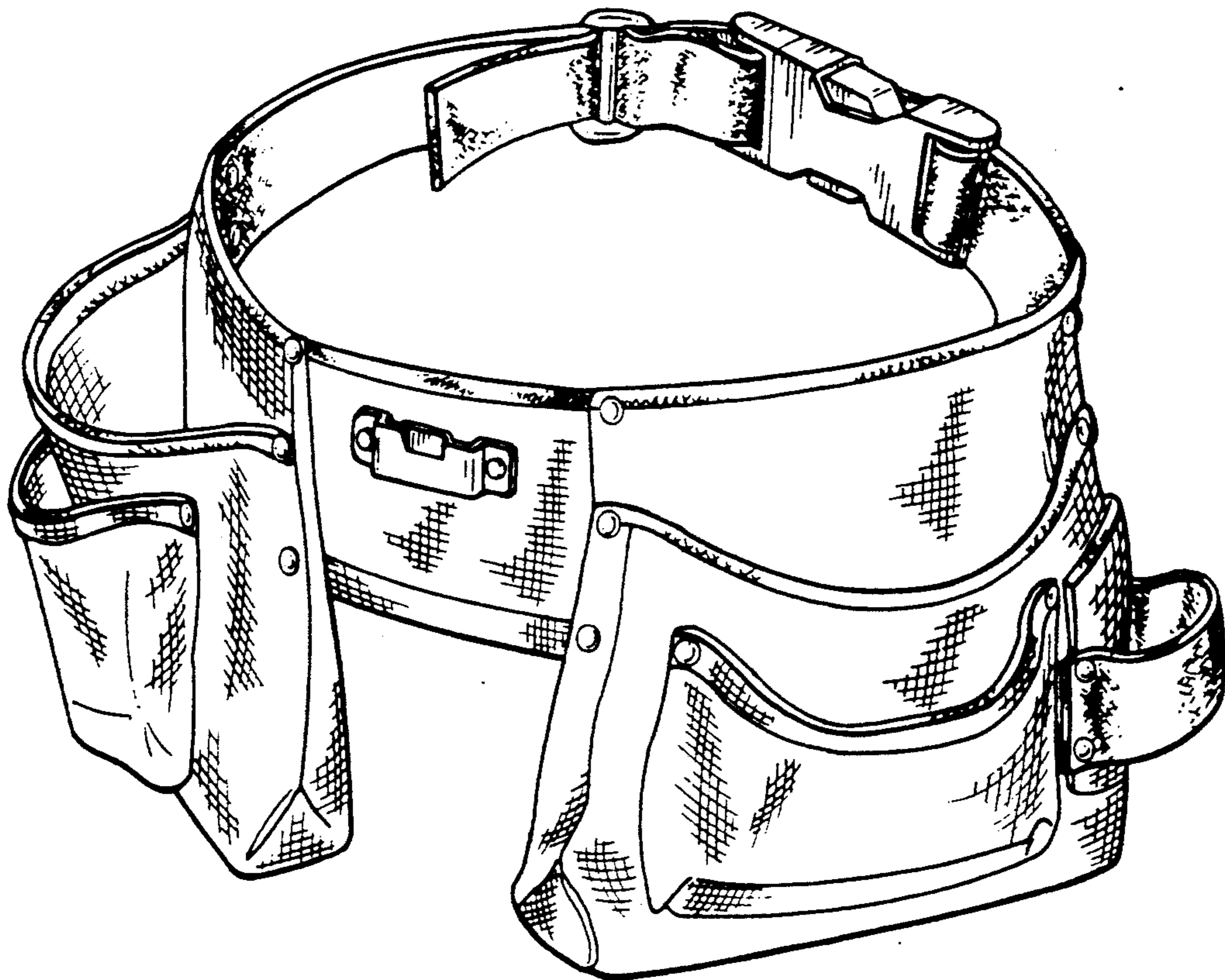
[52] U.S. Cl. **D3/224; D3/228**
[58] Field of Search D3/100, 105, 106, 630;
224/255, 216, 227, 232, 224, 252, 253, 264, 191,
904

FIG. 1 is a perspective view of a combined nail and tool
apron, showing my new design;
FIG. 2 is a right side elevational view, the left side being
a mirror image thereof, with the belt portion cut away
for the convenience of illustration;
FIG. 3 is a front elevational view thereof;
FIG. 4 is a top plan view thereof;
FIG. 5 is a rear elevational view thereof; and,
FIG. 6 is a bottom plan view thereof.

[56] References Cited

U.S. PATENT DOCUMENTS

D. 254,758 4/1980 Rodstein D2/630
D. 316,186 4/1991 Seber D3/105
4,923,105 5/1990 Snyder D3/106 X



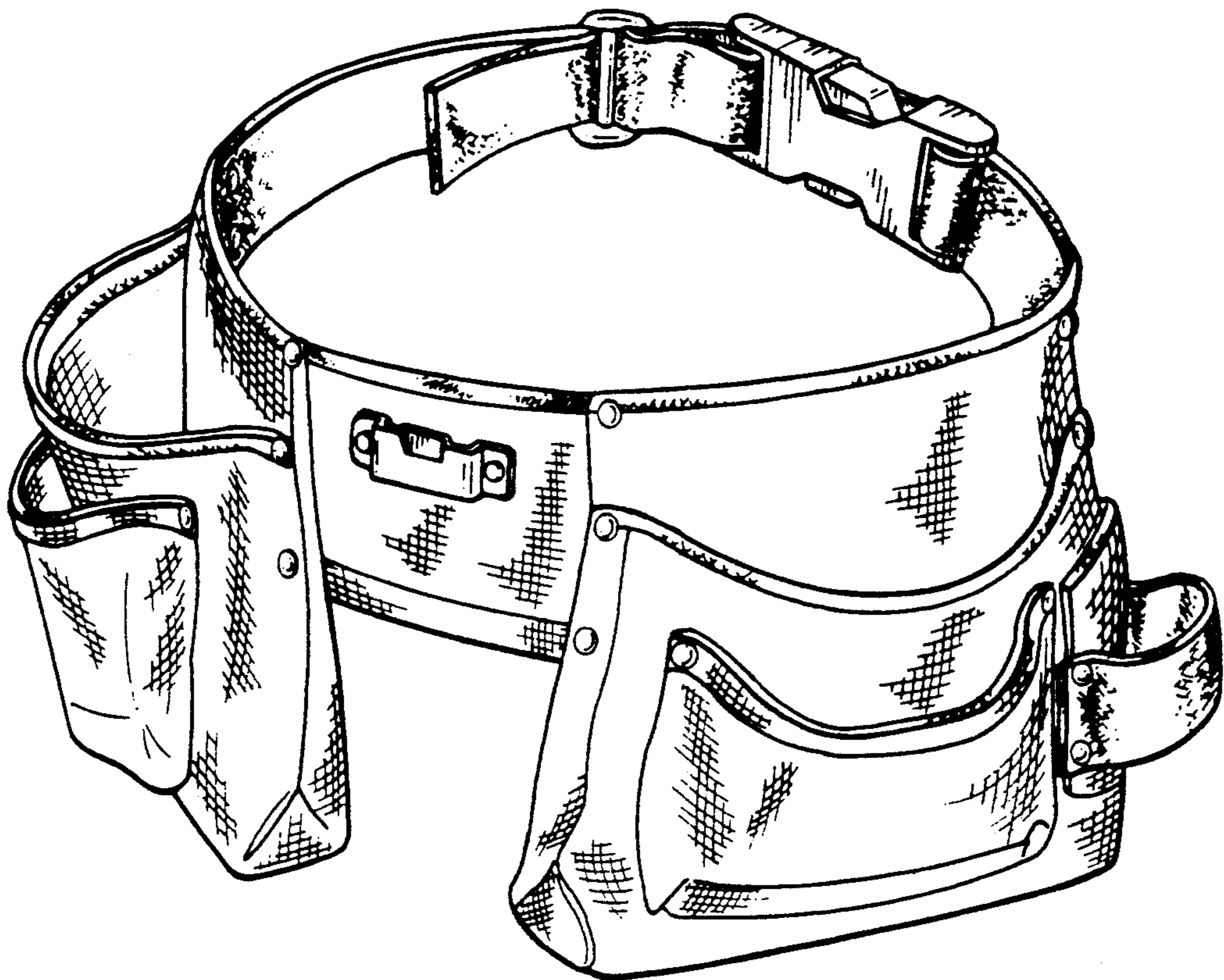


FIG. 1




FIG. 2

FIG. 3

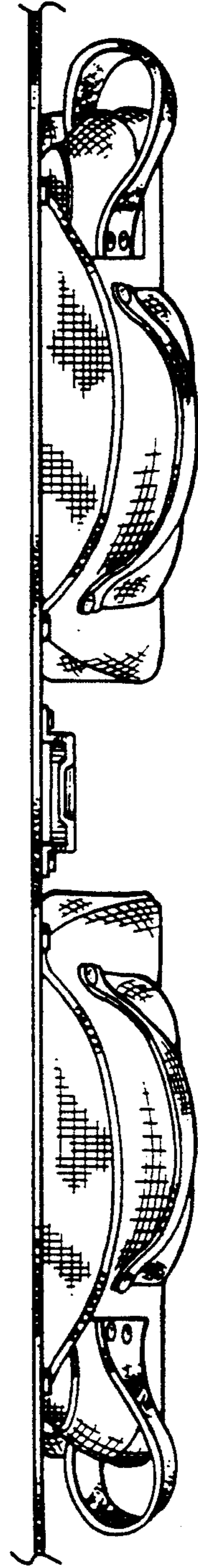
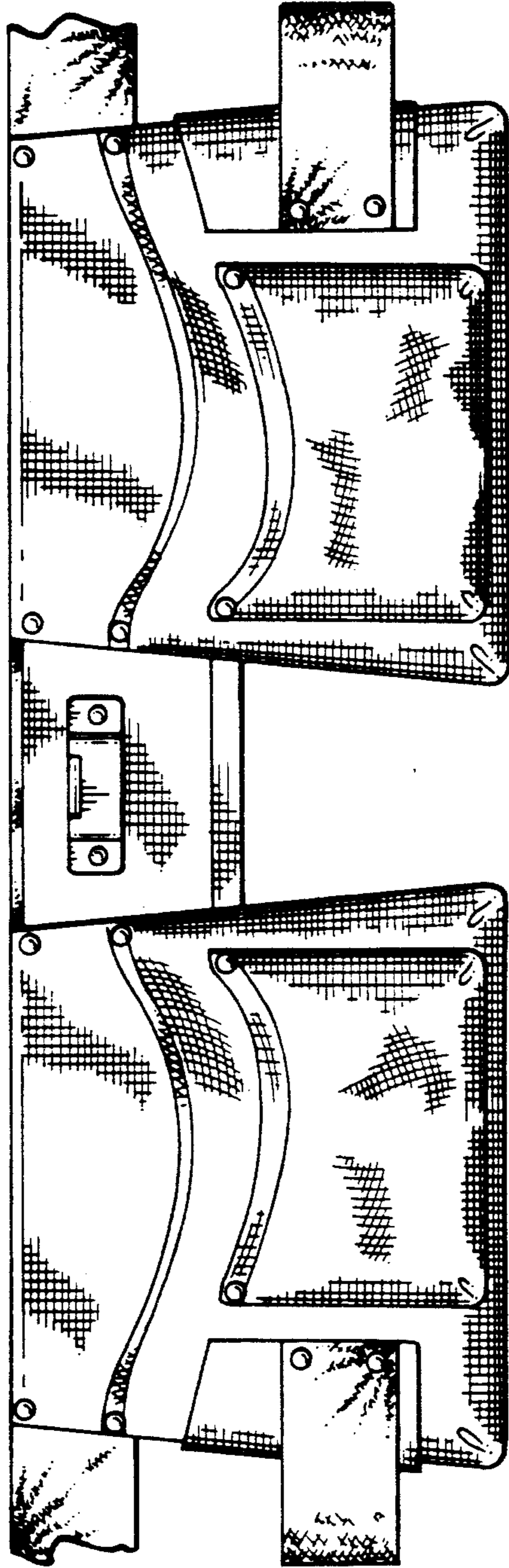


FIG. 4

FIG. 5

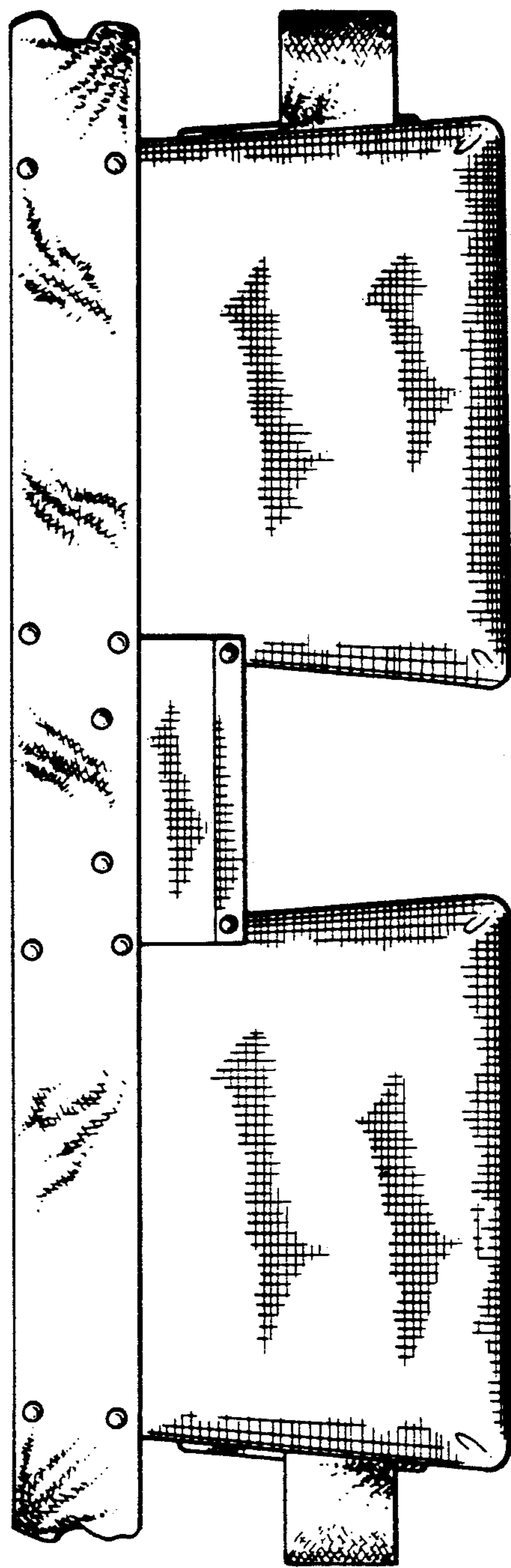


FIG. 6

