



US00D348978S

# United States Patent [19]

[11] Patent Number: **Des. 348,978**

**Avar**

[45] Date of Patent: **\*\* Jul. 26, 1994**

[54] **SHOE UPPER**

[75] Inventor: **Eric P. Avar**, Beaverton, Oreg.

[73] Assignee: **Nike, Inc.**, Beaverton, Oreg.

[\*\*] Term: **14 Years**

[21] Appl. No.: **13,101**

[22] Filed: **Sep. 17, 1993**

[52] U.S. Cl. .... **D2/970; D2/912**

[58] Field of Search ..... **D2/896, 902, 907-912, D2/969, 970; 36/45, 50.1, 83, 84, 89, 102-107, 113, 114, 132, 138**

NIKE Footwear Catalog, Spring 1991, pp. 8 & 60, published Jun. 1990.

NIKE Footwear Catalog, Fall 1990, p. 4, published Dec. 1989.

NIKE Footwear Catalog, Spring 1990, p. 26, published Jun. 1989.

NIKE Footwear Catalog, Fall 1989, p. 4, published Dec. 1988.

NIKE Footwear Catalog, Spring 1989, pp. 8 & 10, published Jun. 1988.

NIKE Footwear Catalog, 1982, p. 3, published Jan. 1982.

*Primary Examiner*—Louis S. Zarfes  
*Attorney, Agent, or Firm*—Banner, Birch, McKee & Beckett

[56] **References Cited**

**U.S. PATENT DOCUMENTS**

D. 296,380	6/1988	Diaz et al. . .	
D. 306,370	3/1990	Selbiger et al. .	
D. 306,371	3/1990	Feller et al. . .	
D. 310,442	9/1990	Hatfield . . . .	
D. 311,637	10/1990	Hatfield . . . .	
D. 329,734	9/1992	Preskar et al. .	
D. 330,625	11/1992	Lucas .....	D2/970
D. 333,906	3/1993	Hatfield .....	D2/969
D. 338,094	8/1993	Tonkel et al. ....	D2/969
4,571,782	2/1986	Ahn .....	35/50.1

**OTHER PUBLICATIONS**

NIKE Footwear Catalog, Fall 1993, p. 8, published Dec. 1992.

NIKE Footwear Catalog, Spring 1992, pp. 10 & 12, published May 1991.

[57] **CLAIM**

The ornamental design for a shoe upper, as shown and described.

**DESCRIPTION**

FIG. 1 is a side elevational view of one side of a shoe upper showing my new design;

FIG. 2 is a side elevational view of the other side of the shoe upper shown in FIG. 1;

FIG. 3 is a front elevational view of the shoe upper shown in FIG. 1;

FIG. 4 is a rear elevational view of the shoe upper shown in FIG. 1; and,

FIG. 5 is a top plan view of the shoe upper shown in FIG. 1.

The broken line showing of a shoe sole, including the cupped vertical sides of the sole, is for illustrative purposes and forms no part of the claimed design.

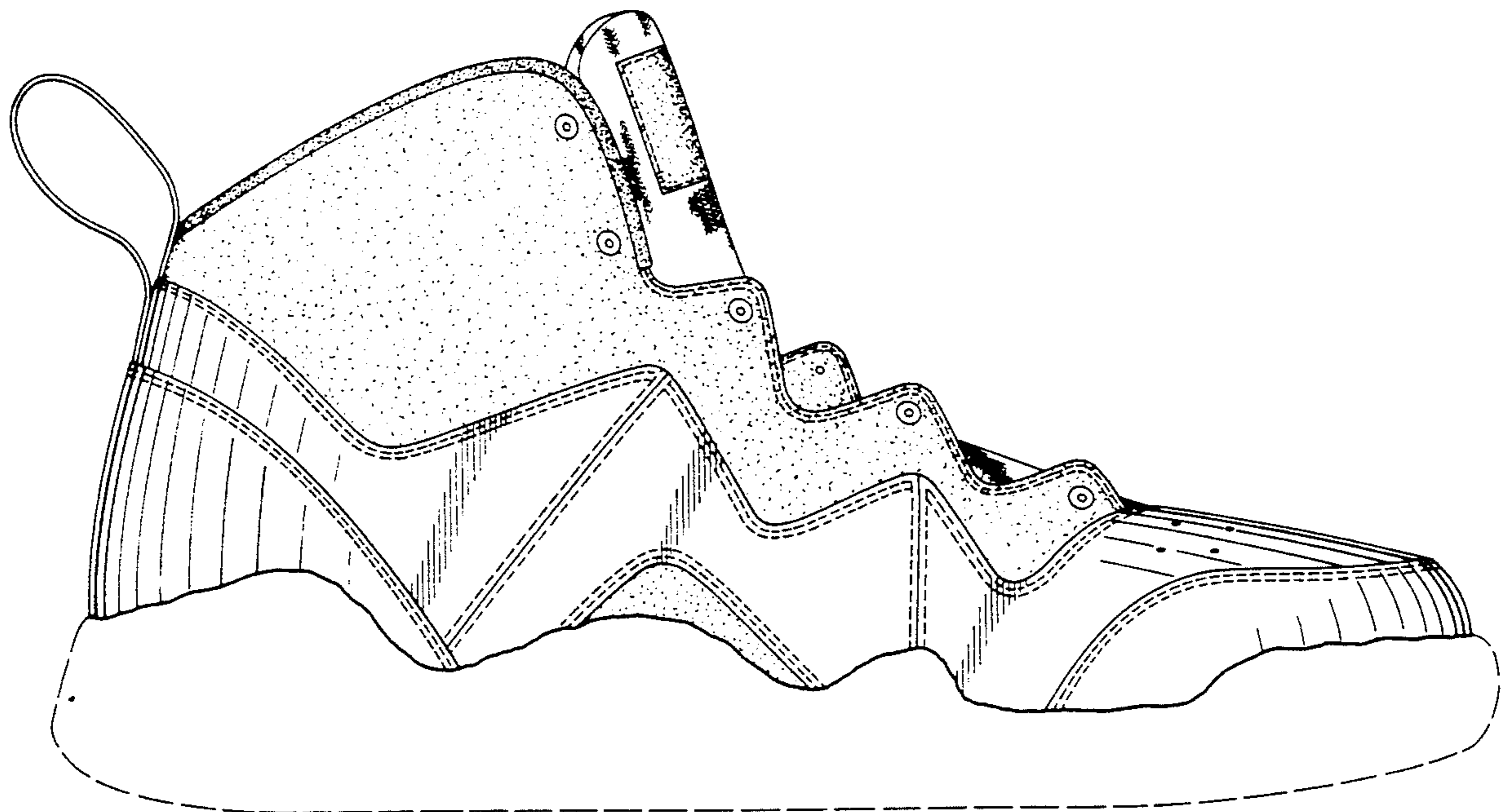
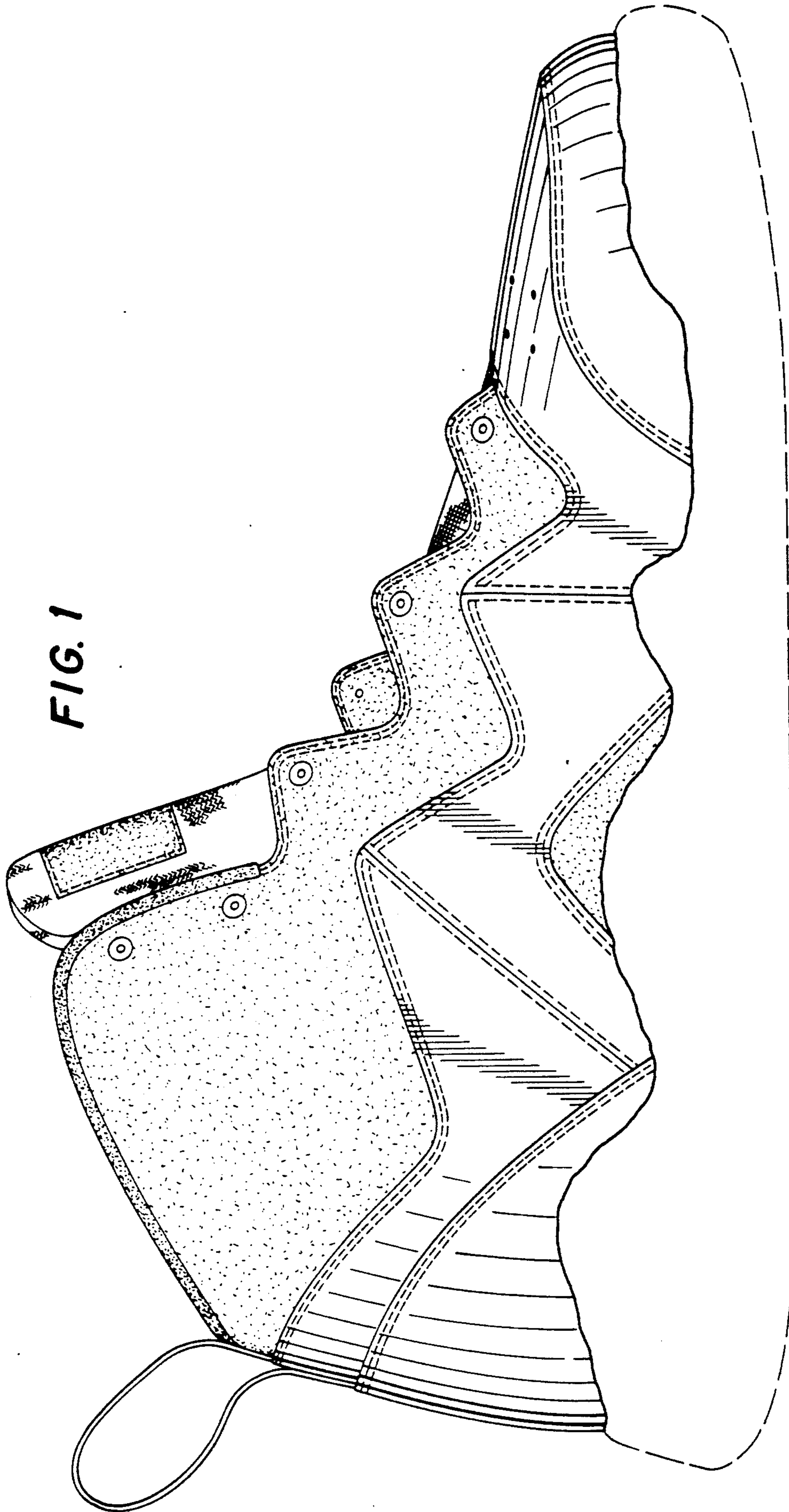


FIG. 1





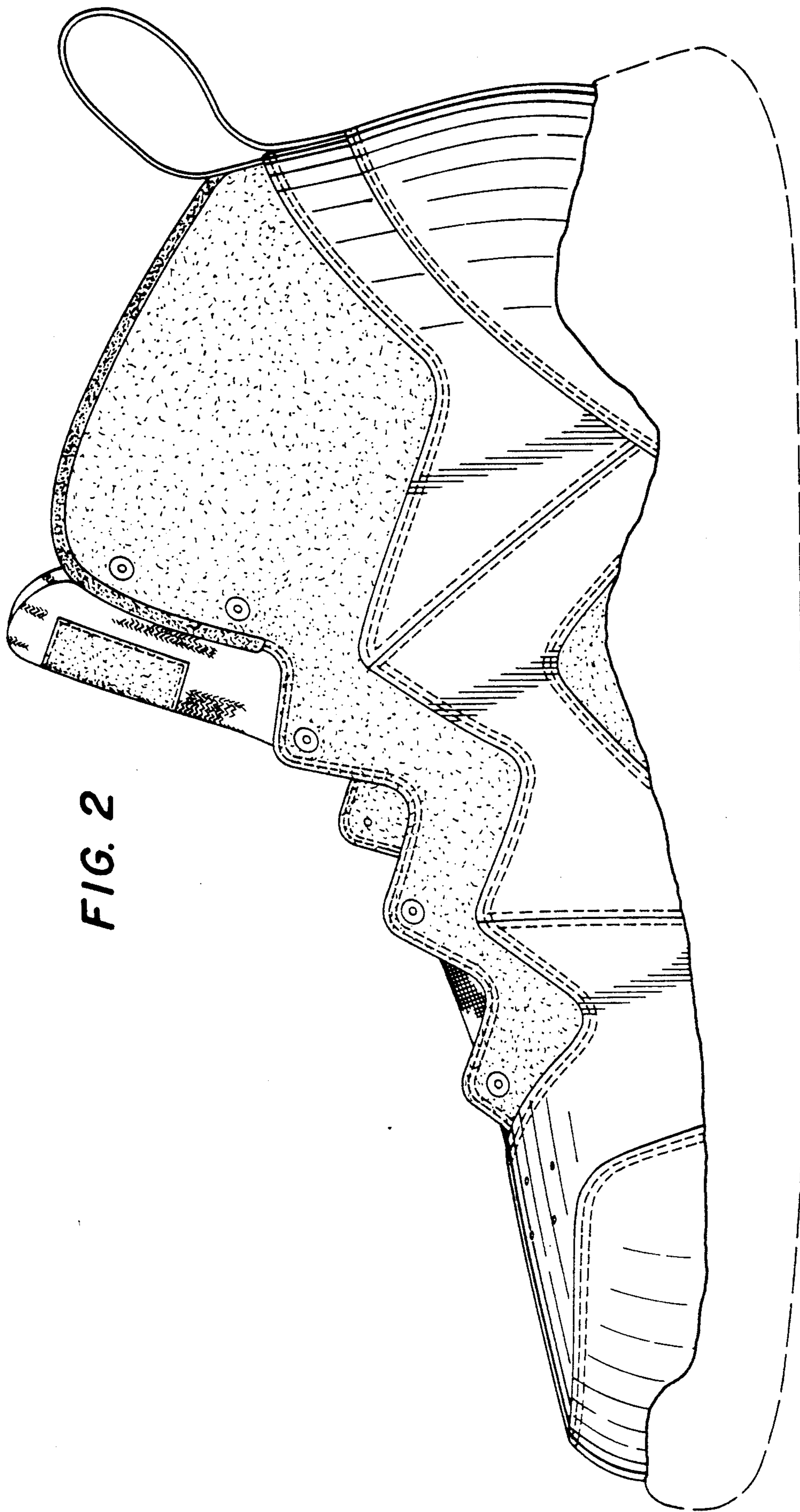


FIG. 2

FIG. 4

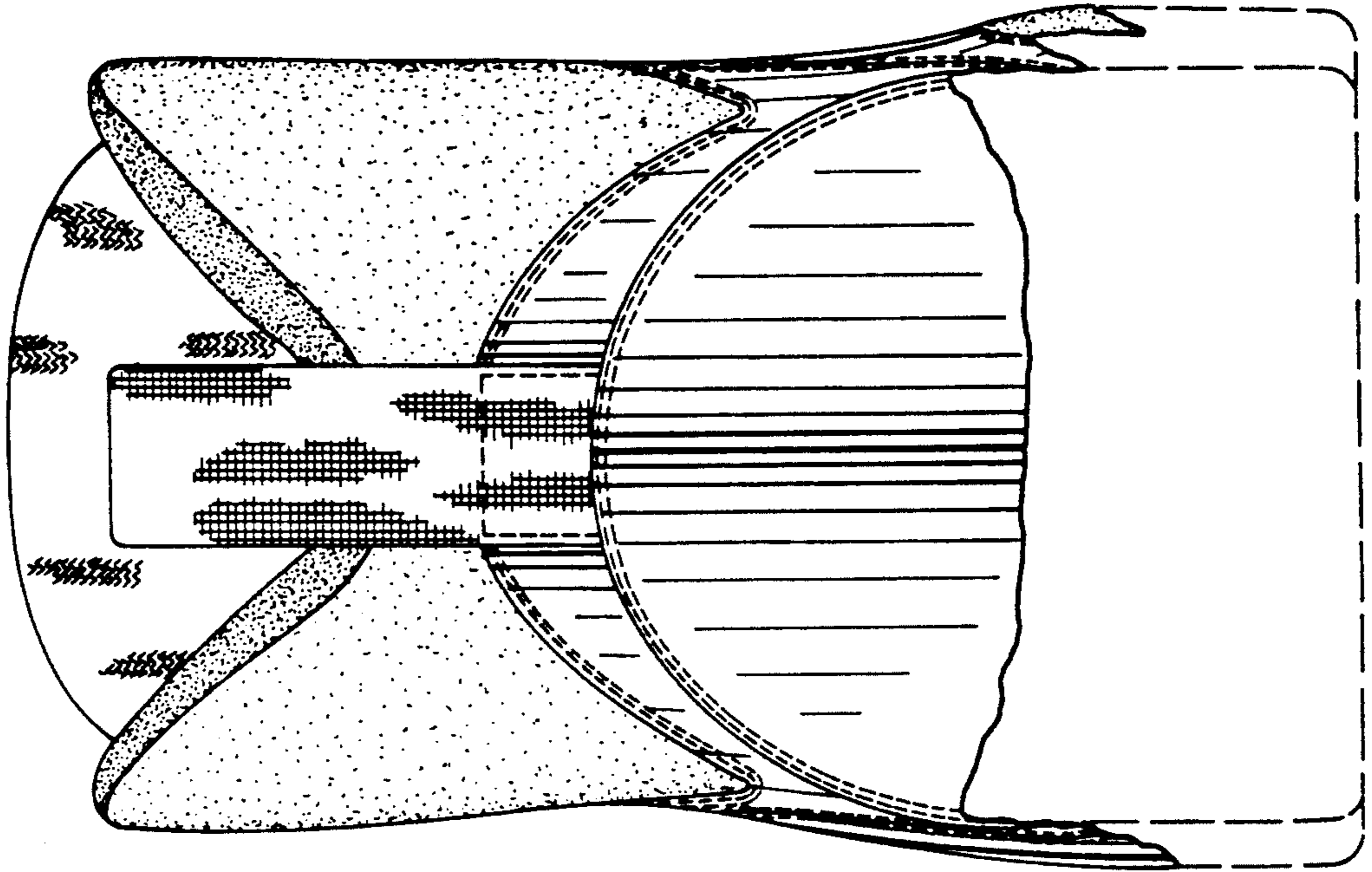


FIG. 3

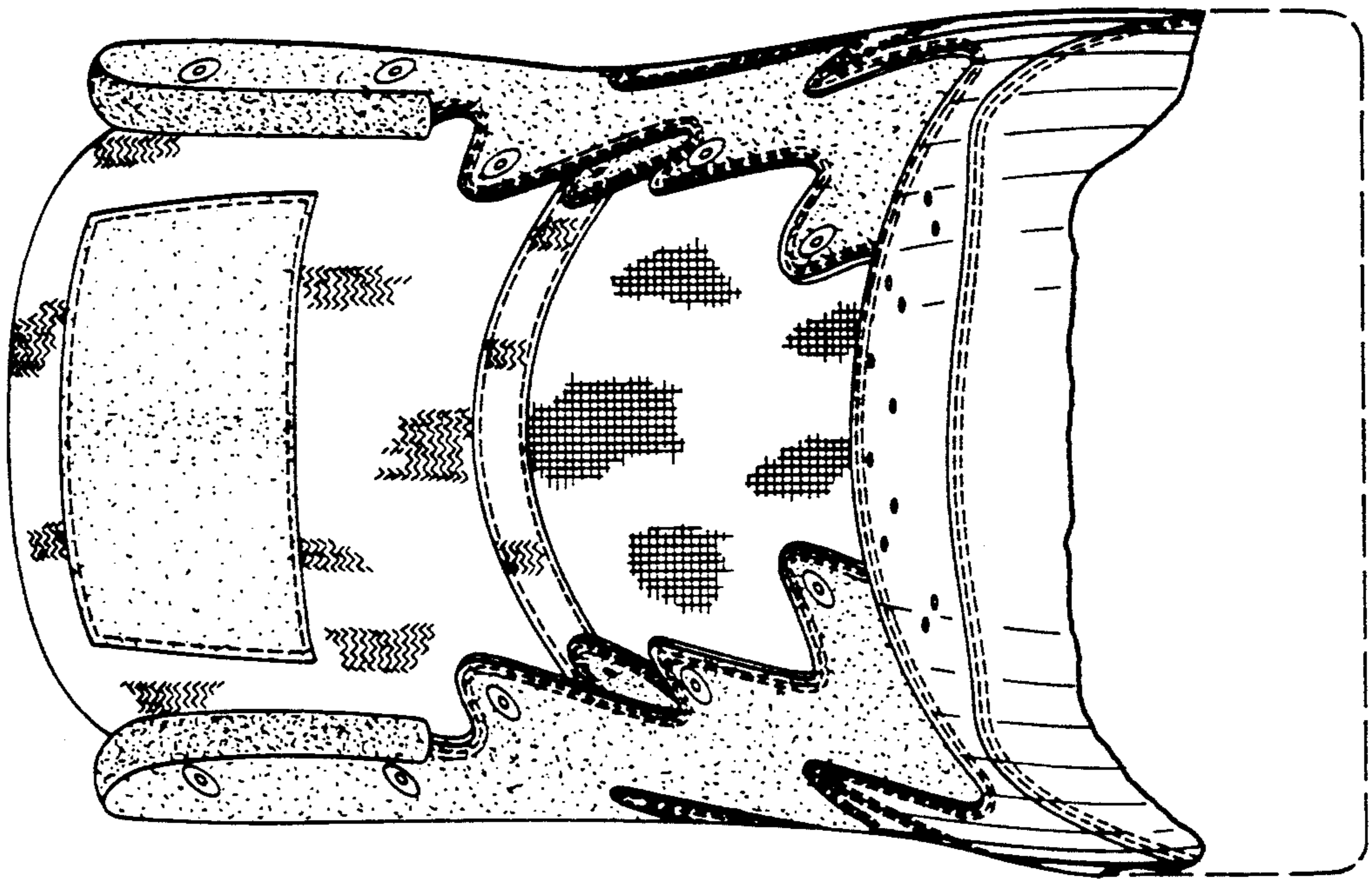




FIG. 5

