



US00D348977S

# United States Patent [19]

Koh

[11] Patent Number: **Des. 348,977**

[45] Date of Patent: **\*\* Jul. 26, 1994**

[54] **SHOE UPPER**

[75] Inventor: **Kanae H. Koh**, Portland, Oreg.

[73] Assignee: **Nike, Inc.**, Beaverton, Oreg.

[\*\*] Term: **14 Years**

[21] Appl. No.: **14,522**

[22] Filed: **Nov. 1, 1993**

[52] U.S. Cl. .... **D2/969; D2/903**

[58] Field of Search ..... **D2/896, 897, 902, 903, D2/905, 907, 919, 922, 924, 969, 970; 36/10, 11, 45, 8.1, 83, 84, 89, 102-107, 112-114, 132, 136, 170**

4,535,554	8/1985	De Obaldia .....	36/113
4,541,186	9/1985	Mulvihill .....	36/114
4,972,772	11/1990	Oh et al. ....	36/114 X
5,243,772	9/1993	Francis et al. ....	36/114

### OTHER PUBLICATIONS

Nike Fall 1986 Footwear Catalog, pp. 4, 10, 58 (published Dec. 1985).

Nike Fall 1991 Footwear Catalog, p. 100 (published Dec. 1990).

Nike Spring 1993 Footwear Catalog, p. 50 (published May 1992).

*Primary Examiner*—Louis S. Zarfes

*Attorney, Agent, or Firm*—Banner, Birch, McKie & Beckett

[56] **References Cited**

#### U.S. PATENT DOCUMENTS

D. 135,866	6/1943	Sandler .	
D. 166,090	3/1952	Maling .....	D2/897
D. 244,886	7/1977	Perser et al. ....	D2/916
D. 291,382	8/1987	Vaccaro .	
D. 298,685	11/1988	Dillard .....	D2/902
D. 321,084	10/1991	Miller et al. ....	D2/903
D. 322,710	12/1991	Allen .	
D. 330,626	11/1992	McDonald et al. ....	D2/970
D. 335,570	5/1993	Hatfield et al. ....	D2/969
D. 336,767	6/1993	Hatfield et al. ....	D2/969
D. 336,973	7/1993	Fritcher .	
D. 341,701	11/1993	McDonald .....	D2/969
D. 342,369	12/1993	Lamson .....	D2/903 X
288.127	11/1883	Shepard .	
1,283,335	10/1918	Shillcock .....	36/170
1,754,054	4/1930	Selva .	
3,626,610	12/1971	Dassler .	

[57] **CLAIM**

The ornamental design for a shoe upper, as shown and described.

### DESCRIPTION

FIG. 1 is a side elevational view of one side of a shoe upper showing my new design;

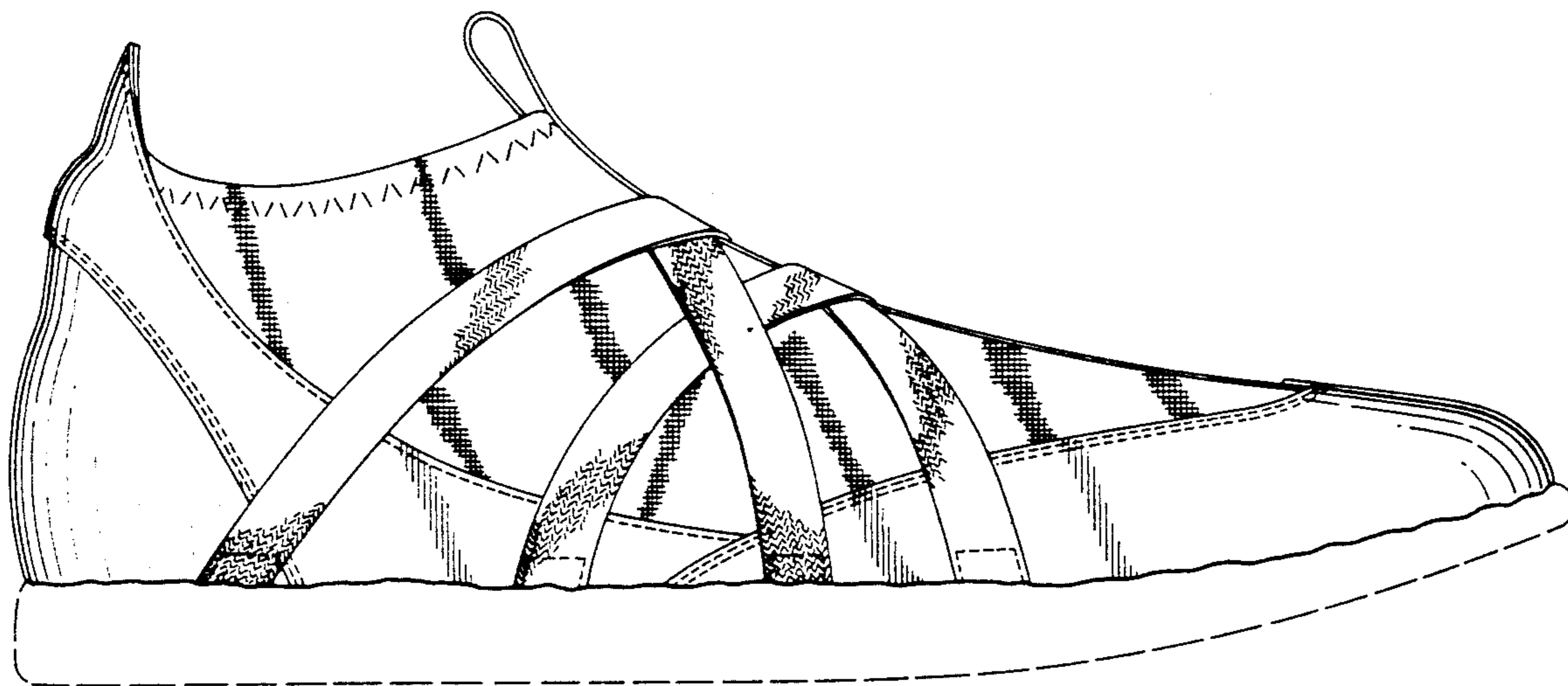
FIG. 2 is a side elevational view of the other side of the shoe upper shown in FIG. 1;

FIG. 3 is a front elevational view of the shoe upper shown in FIG. 1;

FIG. 4 is a rear elevational view of the shoe upper shown in FIG. 1; and,

FIG. 5 is a top plan view of the shoe upper shown in FIG. 1.

The broken line showing of a shoe sole is for illustrative purposes and forms no part of the claimed design.



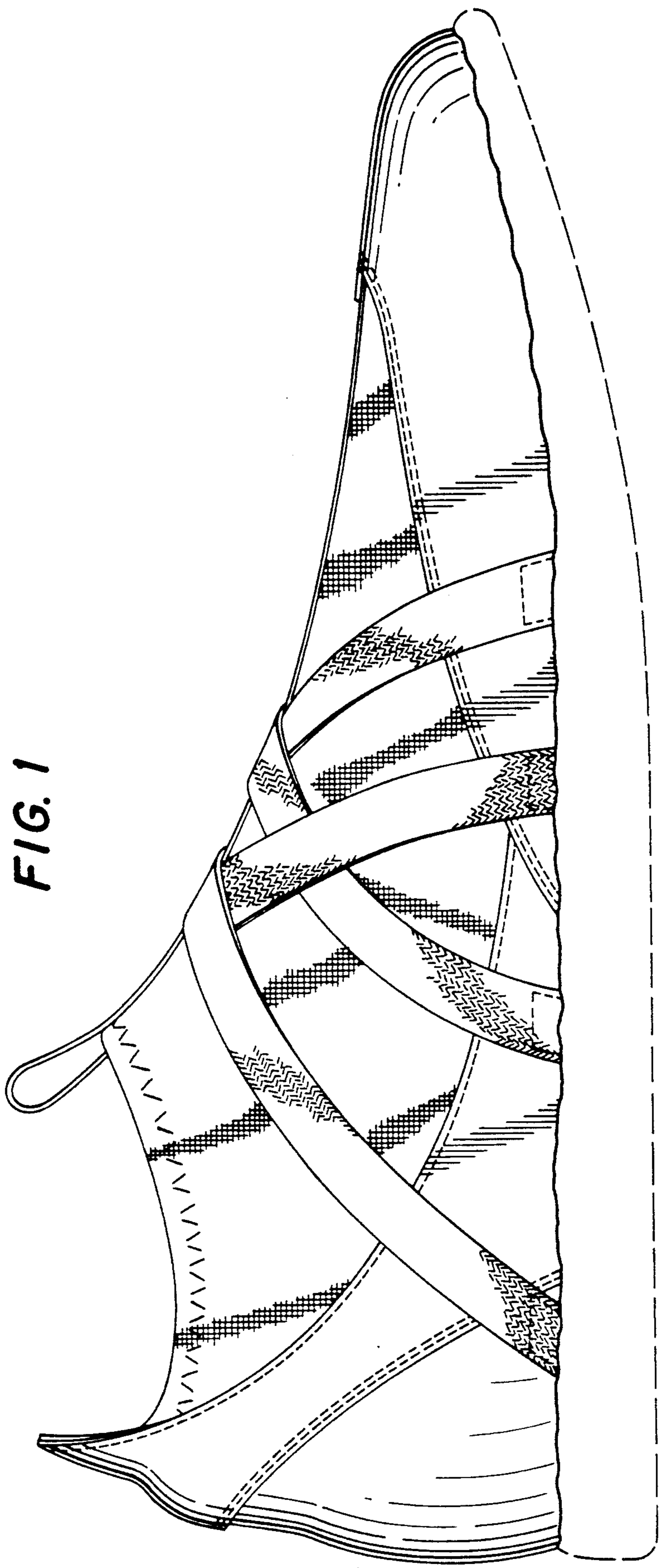


FIG. 1

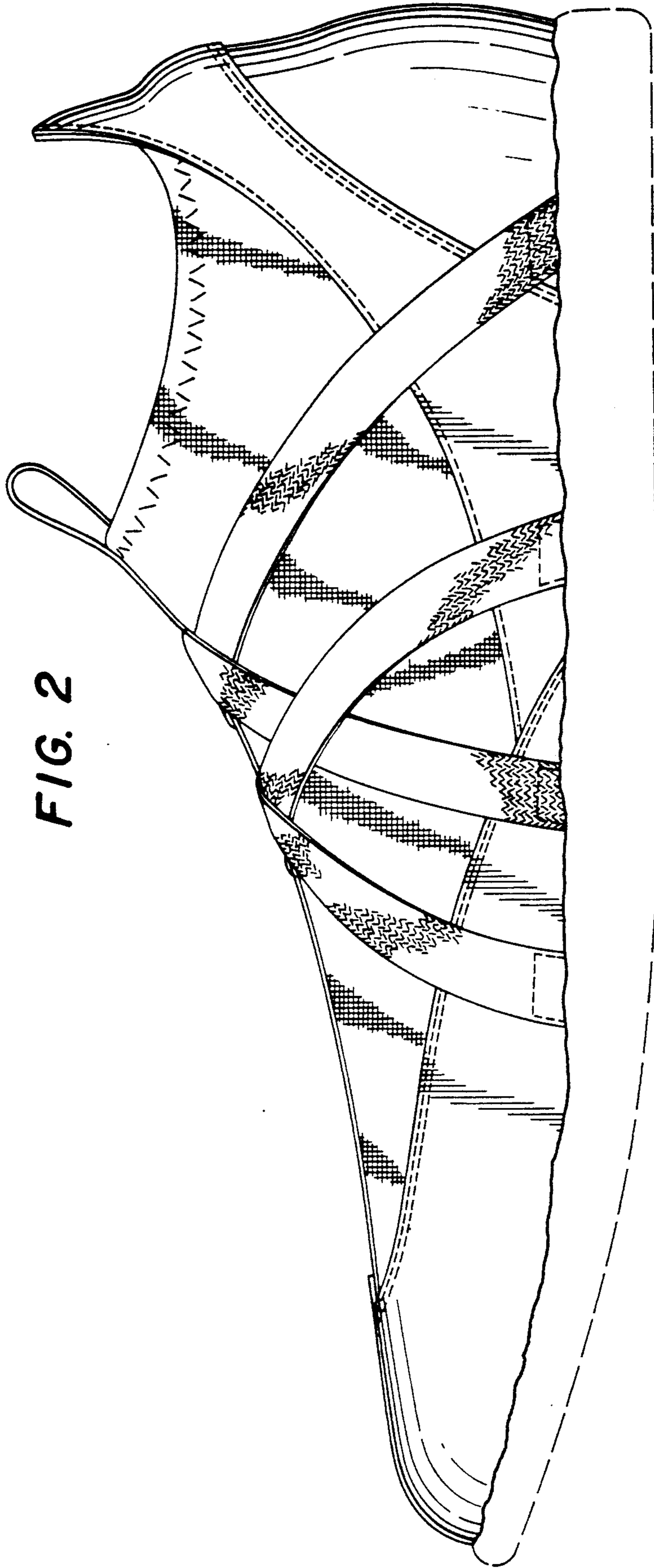
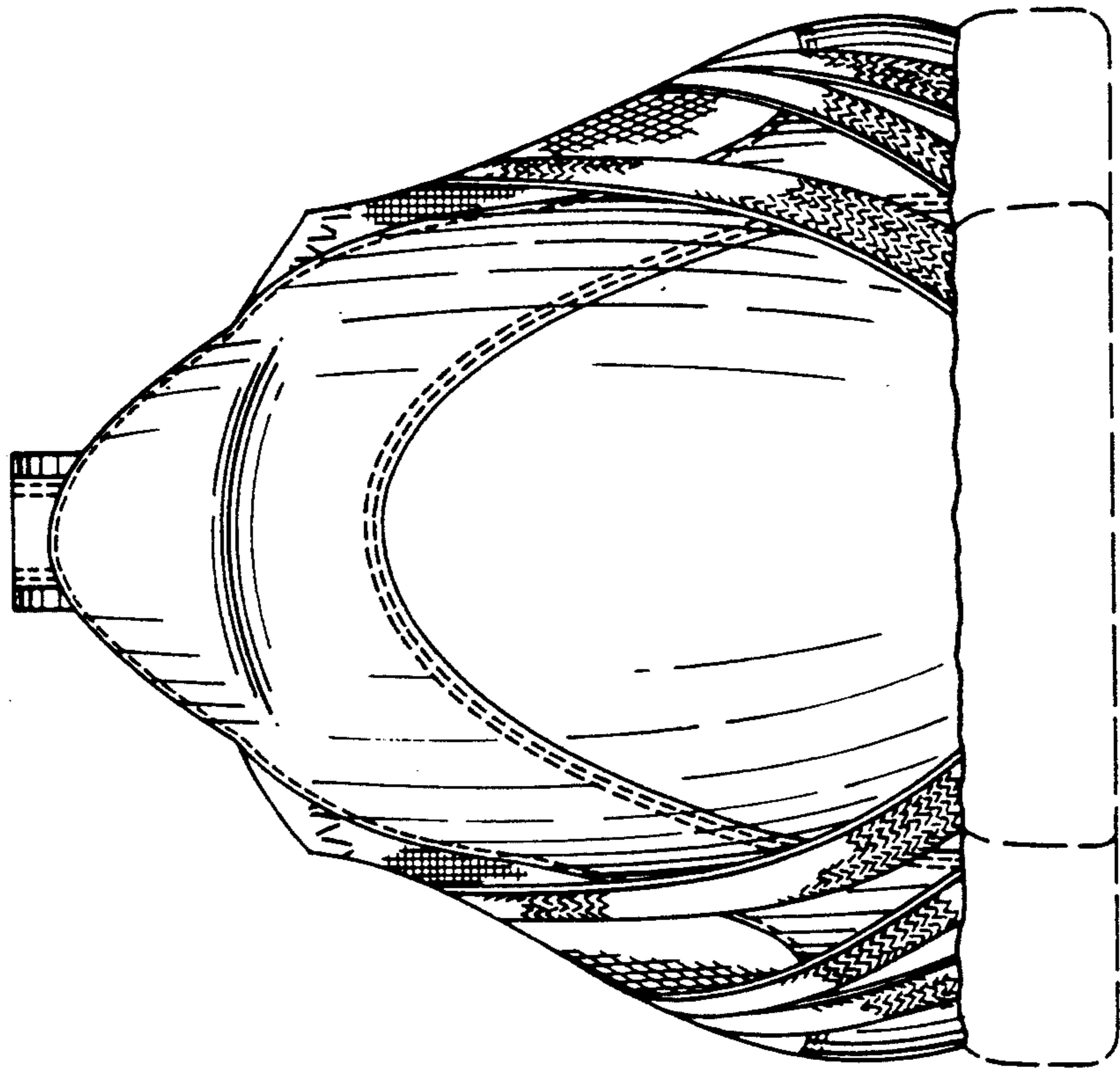


FIG. 2

**FIG. 4**



**FIG. 3**

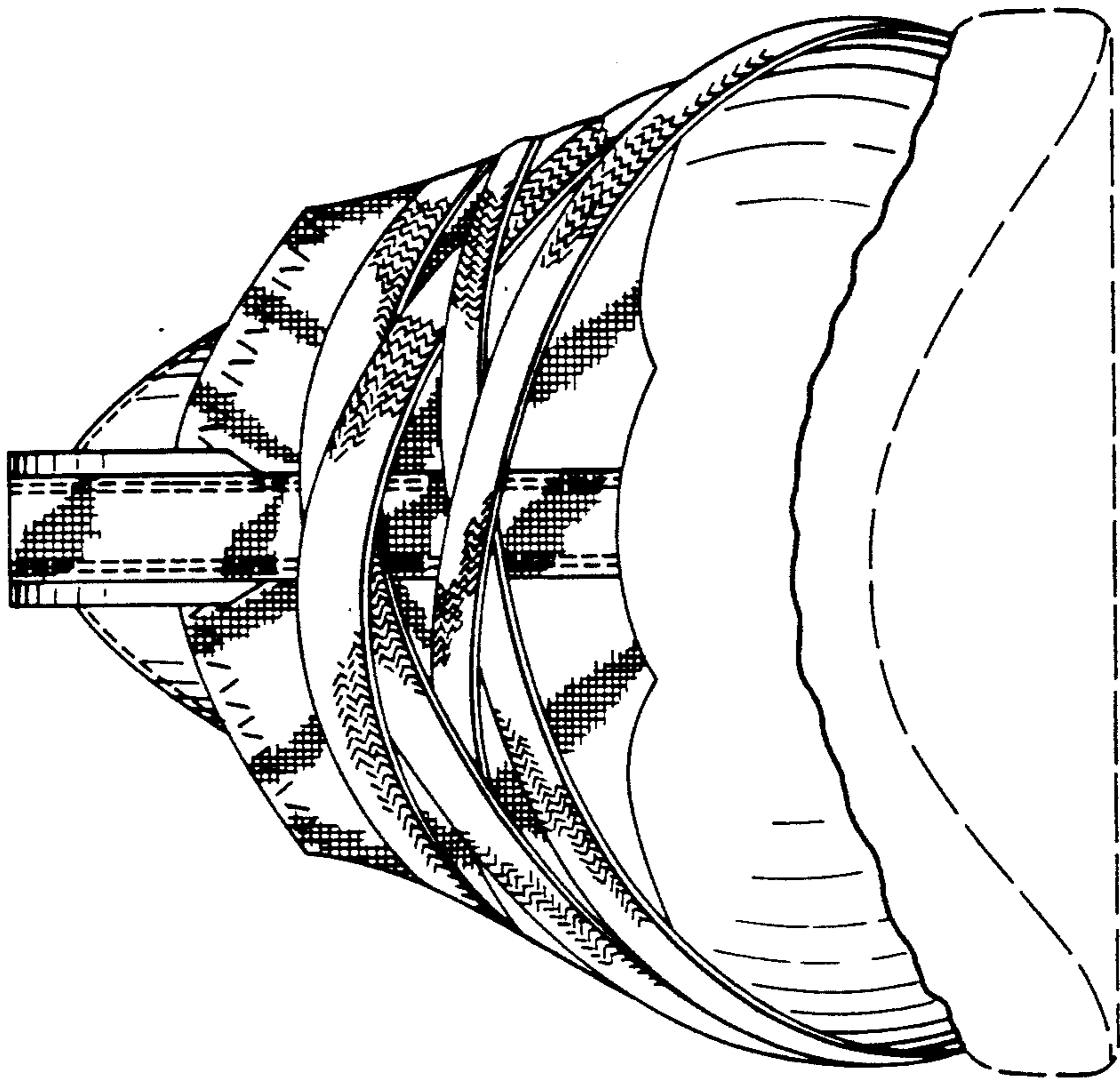


FIG. 5

