



US00D348972S

United States Patent [19]

[11] Patent Number: **Des. 348,972**

Rosen

[45] Date of Patent: **** Jul. 26, 1994**

[54] **VELCRO SUSPENDER CLASP FOR PANTS**

4,864,698 9/1989 Brame 24/442

[76] Inventor: **Herman Rosen**, 131 Ringneck Dr., Harrisburg, Pa. 17112

Primary Examiner—Bernard Ansher
Assistant Examiner—Paula Mortimer
Attorney, Agent, or Firm—Hugh E. Smith

[**] Term: **14 Years**

[57] **CLAIM**

[21] Appl. No.: **3,718**

The ornamental design for a velcro suspender clasp for pants, as shown and described.

[22] Filed: **Jan. 15, 1993**

[52] U.S. Cl. **D2/639**

[58] **Field of Search** D2/624, 626, 639, 640, D2/625; 2/230, 231, 233, 920, 311, 338; 24/306, 442; D28/39

DESCRIPTION

[56] **References Cited**

U.S. PATENT DOCUMENTS

1,704,927	3/1929	Taylor	2/311
1,728,859	9/1929	Frame	2/311
1,815,267	7/1931	Mackall	2/311
4,247,967	2/1981	Swinton	24/306 X
4,596,540	6/1986	Figeppert	24/306 X

FIG. 1 is a front elevational view of the velcro suspender clasp for pants showing my new design; FIG. 2 is a rear elevational view thereof; FIG. 3 is a left side elevational view thereof; FIG. 4 is a right side elevational view thereof; FIG. 5 is a top plan view thereof; FIG. 6 is a bottom plan view thereof; and, FIG. 7 is a perspective view thereof in a closed position. The broken line showing of the suspender and pants in FIG. 7 is for illustrative purposes only and forms no part of the claimed design.

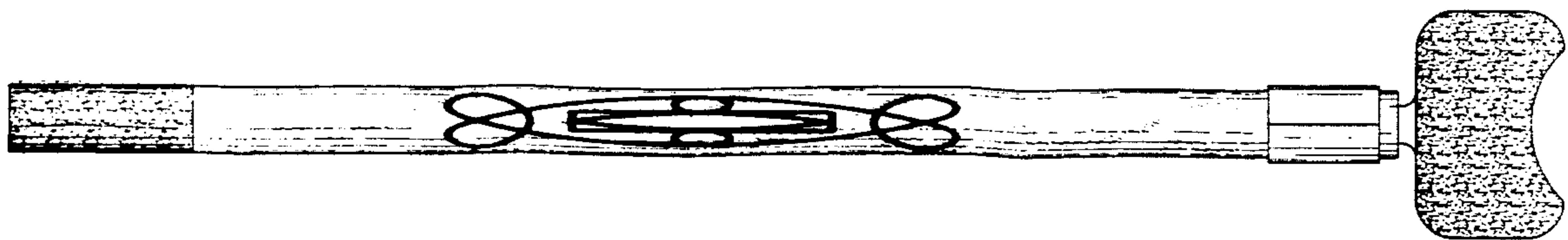


FIG. 1

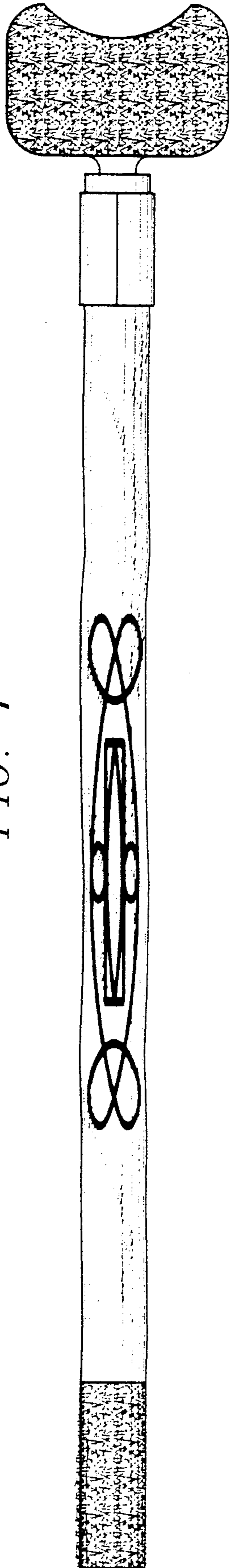


FIG. 2

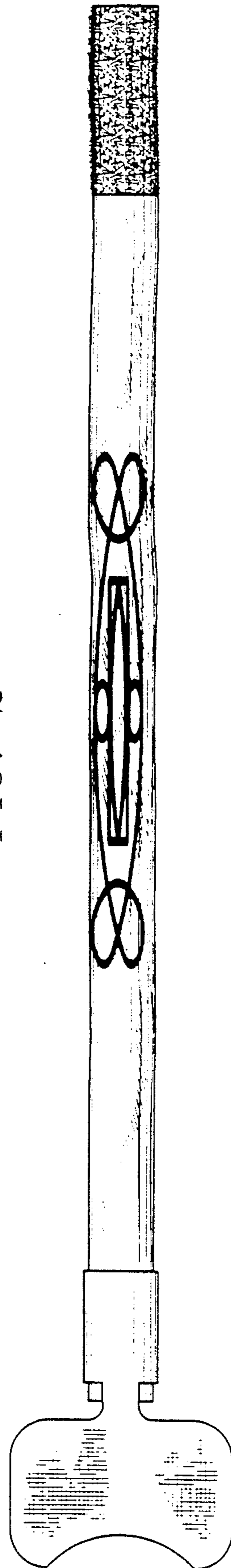


FIG. 3

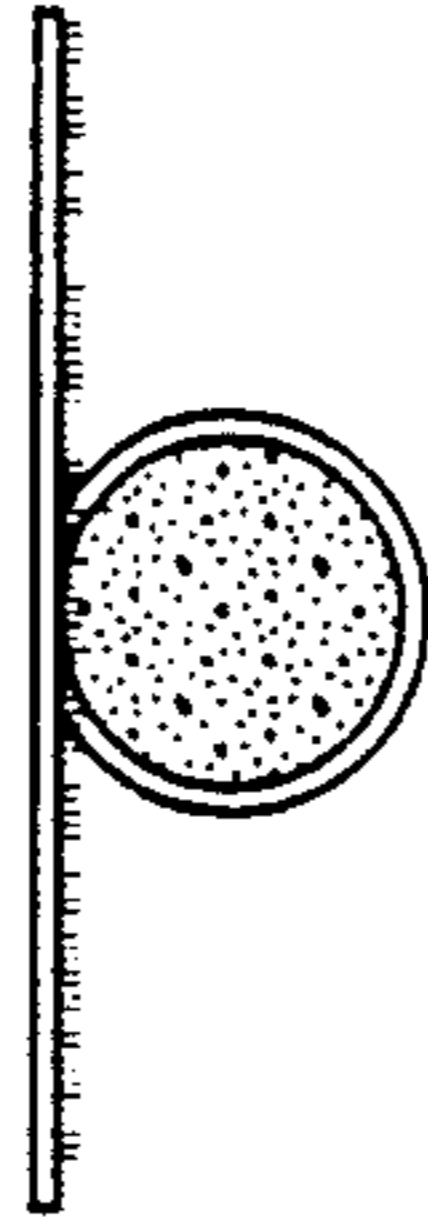


FIG. 4

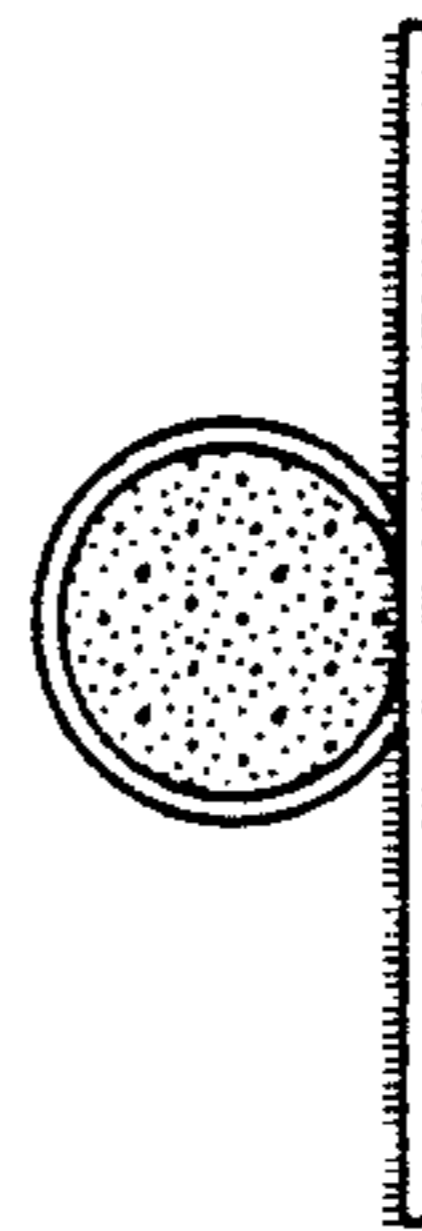


FIG. 5



FIG. 6



FIG. 7

