



US00D348941S

# United States Patent [19] Yuen

[11] Patent Number: **Des. 348,941**  
[45] Date of Patent: **\*\* Jul. 19, 1994**

[54] **MULTI-PURPOSE LANTERN**  
[75] Inventor: **John S. Yuen, Kowloon, Hong Kong**  
[73] Assignee: **John Manufacturing Limited, Kowloon, Hong Kong**  
[\*\*] Term: **14 Years**  
[21] Appl. No.: **913,537**  
[22] Filed: **Jul. 14, 1992**

4,321,657 3/1982 Hoi ..... 362/183

### FOREIGN PATENT DOCUMENTS

1048462 2/1988 United Kingdom .  
1050497 5/1988 United Kingdom .  
1050926 5/1988 United Kingdom .

*Primary Examiner*—Wallace R. Burke  
*Assistant Examiner*—Marcus Jackson  
*Attorney, Agent, or Firm*—Fay, Sharpe, Beall, Fagan, Minnich, & McKee

[30] **Foreign Application Priority Data**  
Jan. 22, 1992 [GB] United Kingdom ..... 2020439  
[52] U.S. Cl. .... **D26/37**  
[58] **Field of Search** ..... 362/157, 158, 183, 184, 362/185, 186, 188, 189, 190, 191, 196, 197, 198, 200, 202, 205, 206, 208; D26/37-50

### [57] CLAIM

The ornamental design for a multi-purpose lantern, as shown and described.

[56] **References Cited**  
**U.S. PATENT DOCUMENTS**  
D. 321,568 11/1991 Yuen ..... D26/40  
D. 325,787 4/1992 Wan ..... D26/38

### DESCRIPTION

FIG. 1 is a top plan view of a multi-purpose lantern showing my new design;  
FIG. 2 is a right side elevational view, the left side being a mirror image thereof;  
FIG. 3 is a bottom plan view thereof;  
FIG. 4 is a front elevational view thereof; and,  
FIG. 5 is a rear elevational view thereof.

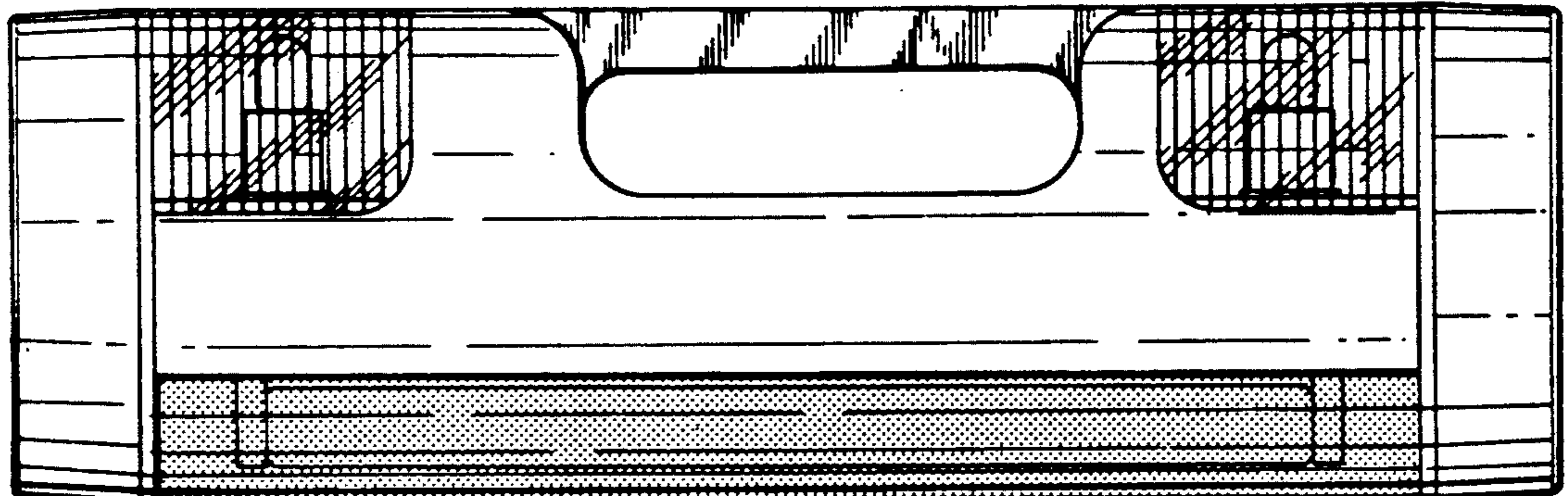
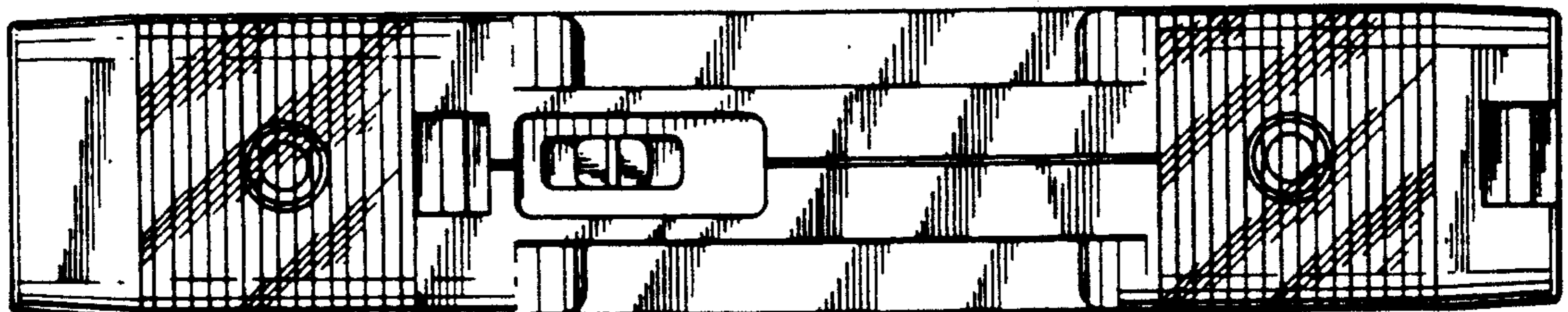


FIG. 1

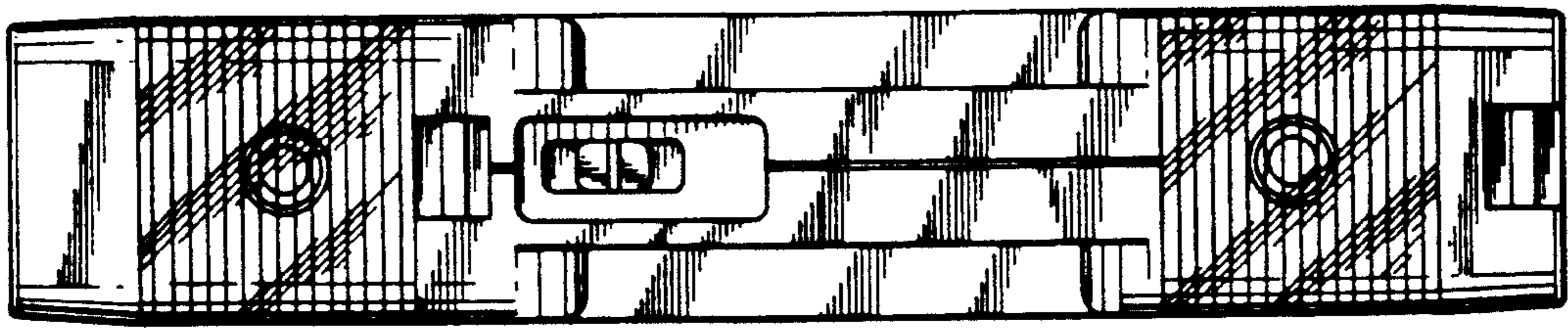


FIG. 2

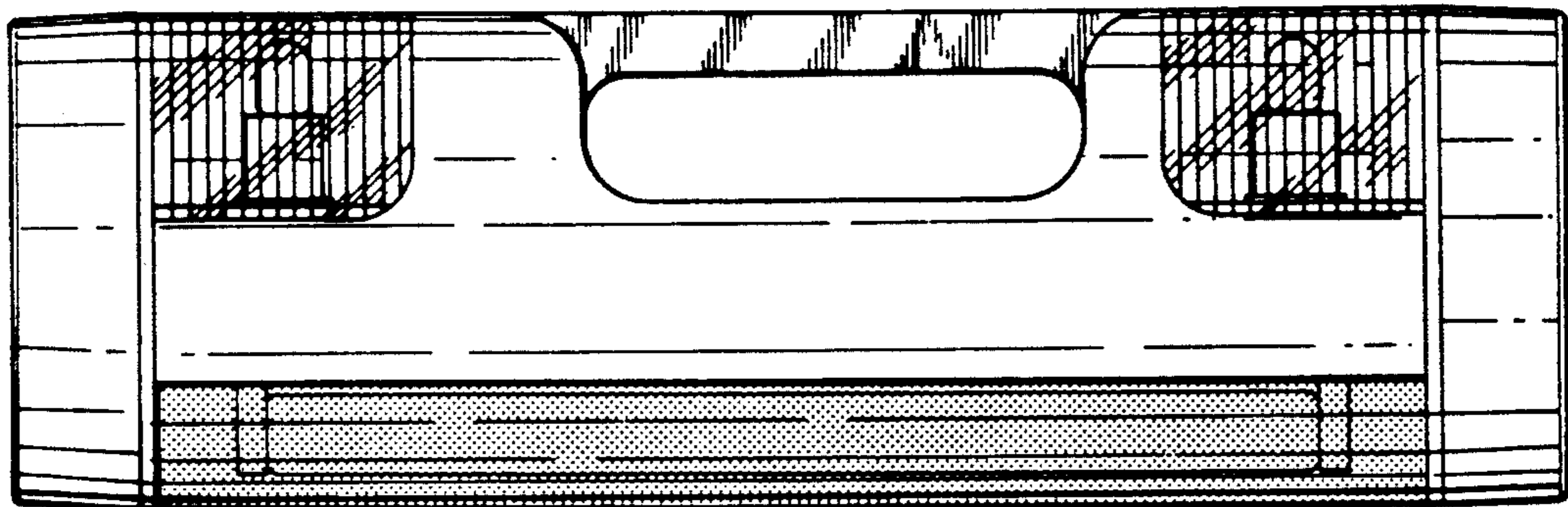


FIG. 3

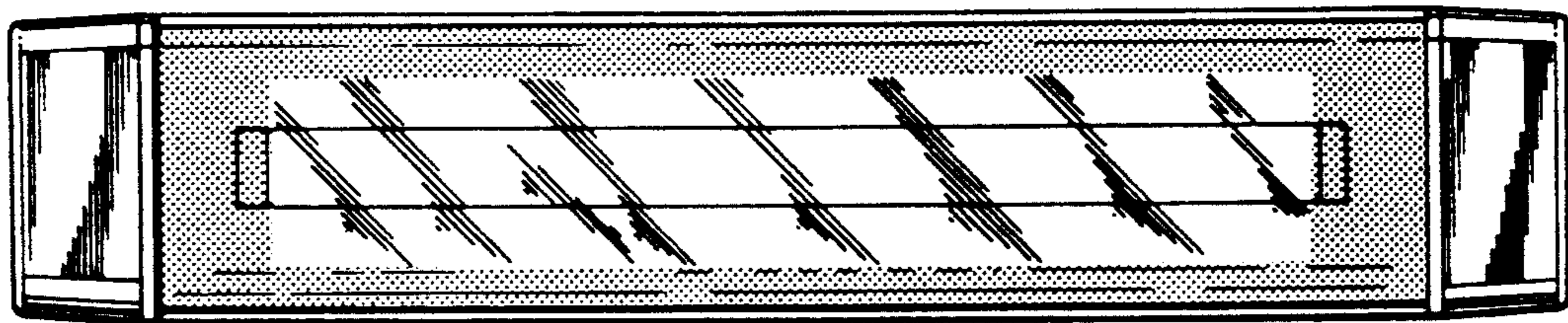


FIG. 4

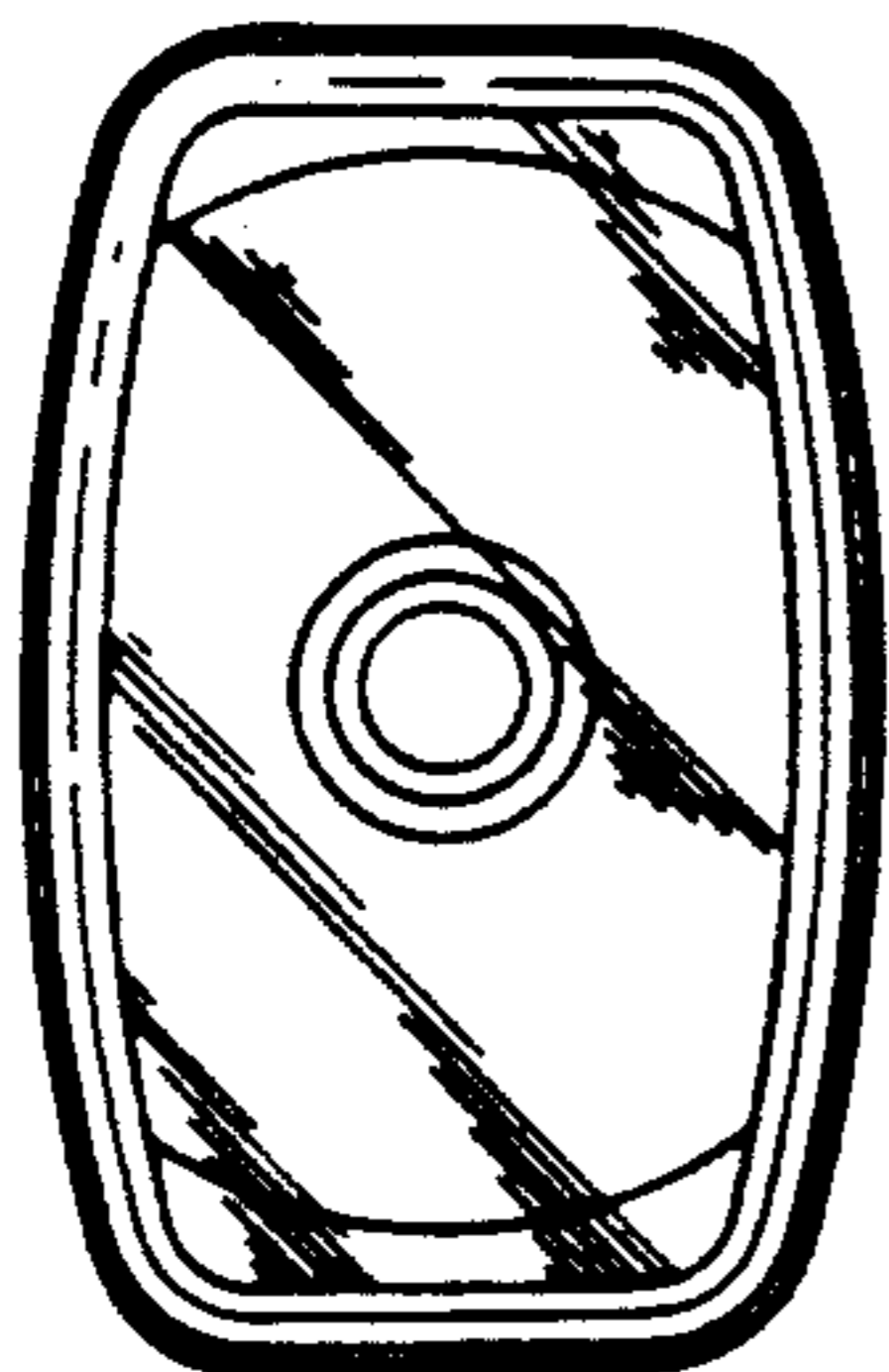


FIG. 5

