



US00D348897S

United States Patent [19]

[11] Patent Number: **Des. 348,897**

Bedol

[45] Date of Patent: **** Jul. 19, 1994**

[54] CLIP-ON CALCULATOR

OTHER PUBLICATIONS

[76] Inventor: **Mark A. Bedol**, 1768 Fillmore Dr.,
Monterey Park, Calif. 91754

Hong Kong Ent., Nov. 1987, pp. 114, Wisdom Chain
Ltd. Calculator.

Hong Kong Ent., Mar. 1989, p. 565, WT-318, upper
right of page.

[**] Term: **14 Years**

Hong Kong Ent., Mar. 1989, p. 565, WT-389C, bottom
left of page.

[21] Appl. No.: **652,770**

Primary Examiner—Nelson C. Holtje
Assistant Examiner—Martie Thompson

[22] Filed: **Feb. 8, 1991**

[57] CLAIM

[52] U.S. Cl. **D18/6; D18/2;**
D19/37; D19/65

The ornamental design for a clip-on calculator, as
shown and described.

[58] Field of Search 364/705.01, 705.06,
364/705.07, 706-710; D18/1, 2, 6, 7, 11, 12;
D10/71; D19/35, 36, 65, 37

DESCRIPTION

[56] References Cited

U.S. PATENT DOCUMENTS

4,075,702	2/1978	Davies	364/705
4,224,675	9/1980	Pinkerman	364/705
4,404,643	9/1983	Ojima et al.	364/705
4,768,648	9/1988	Glass	206/38
5,093,760	3/1992	Bedol	361/392

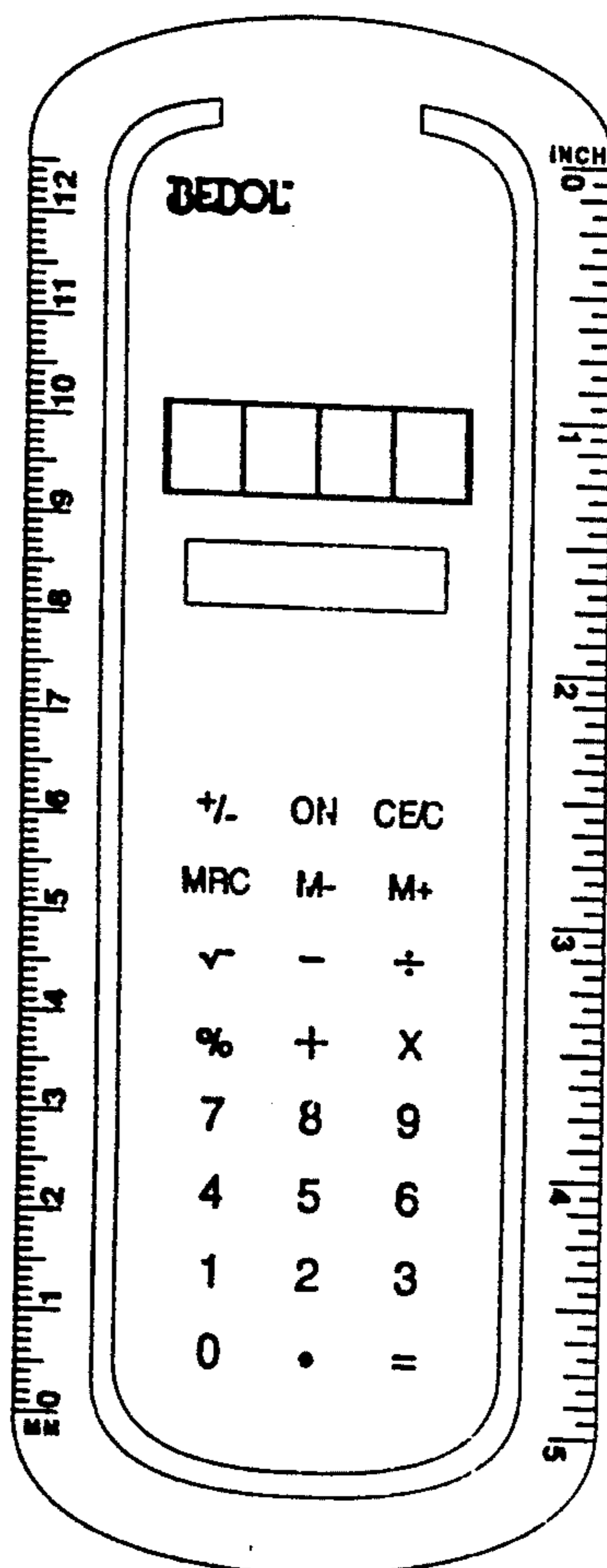
FIG. 1 is a front elevational view of a clip-on calculator,
showing my new design;

FIG. 2 is a left side elevational view thereof;

FIG. 3 is a rear elevational view thereof; and,

FIG. 4 is a front elevational view of the clip-on calcula-
tor of FIG. 1, illustrating a sheet of paper shown in
broken lines clipped therein.

The broken lines showing of a sheet of paper is for
illustrative purposes only and forms no part of the
claimed design.



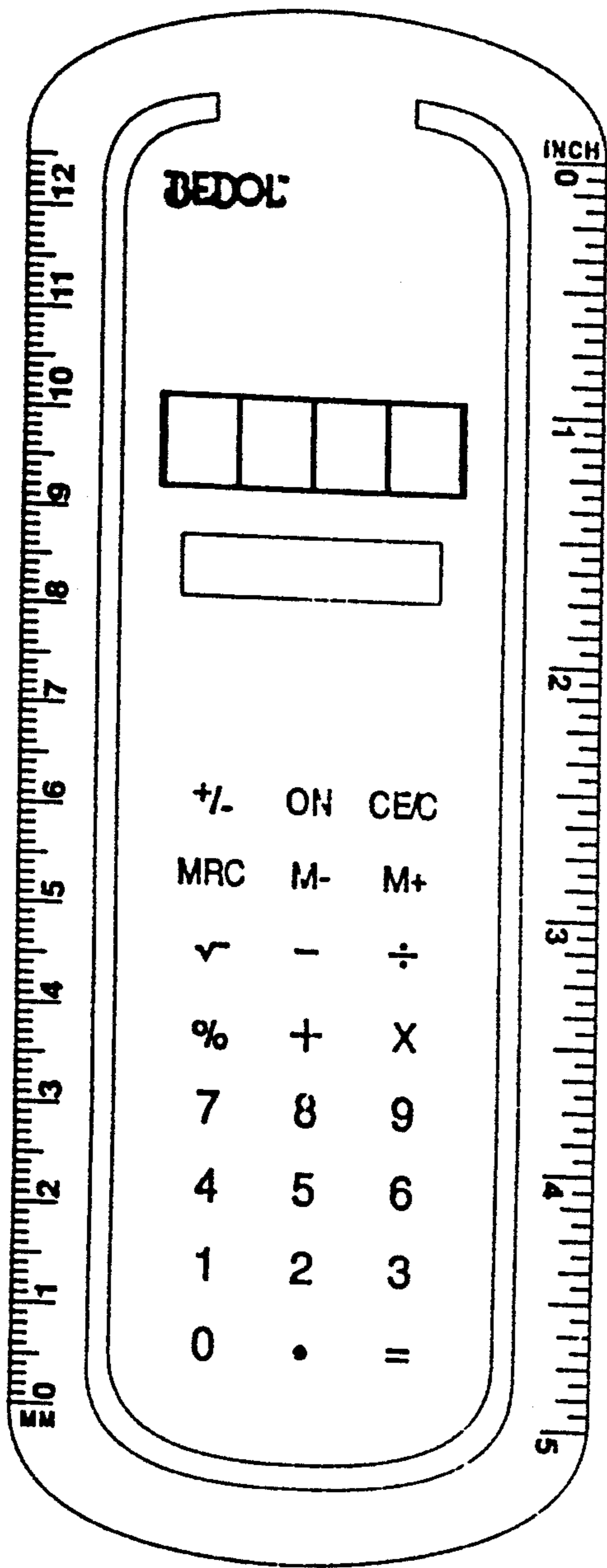


FIG. 1



FIG. 2




FIG. 3

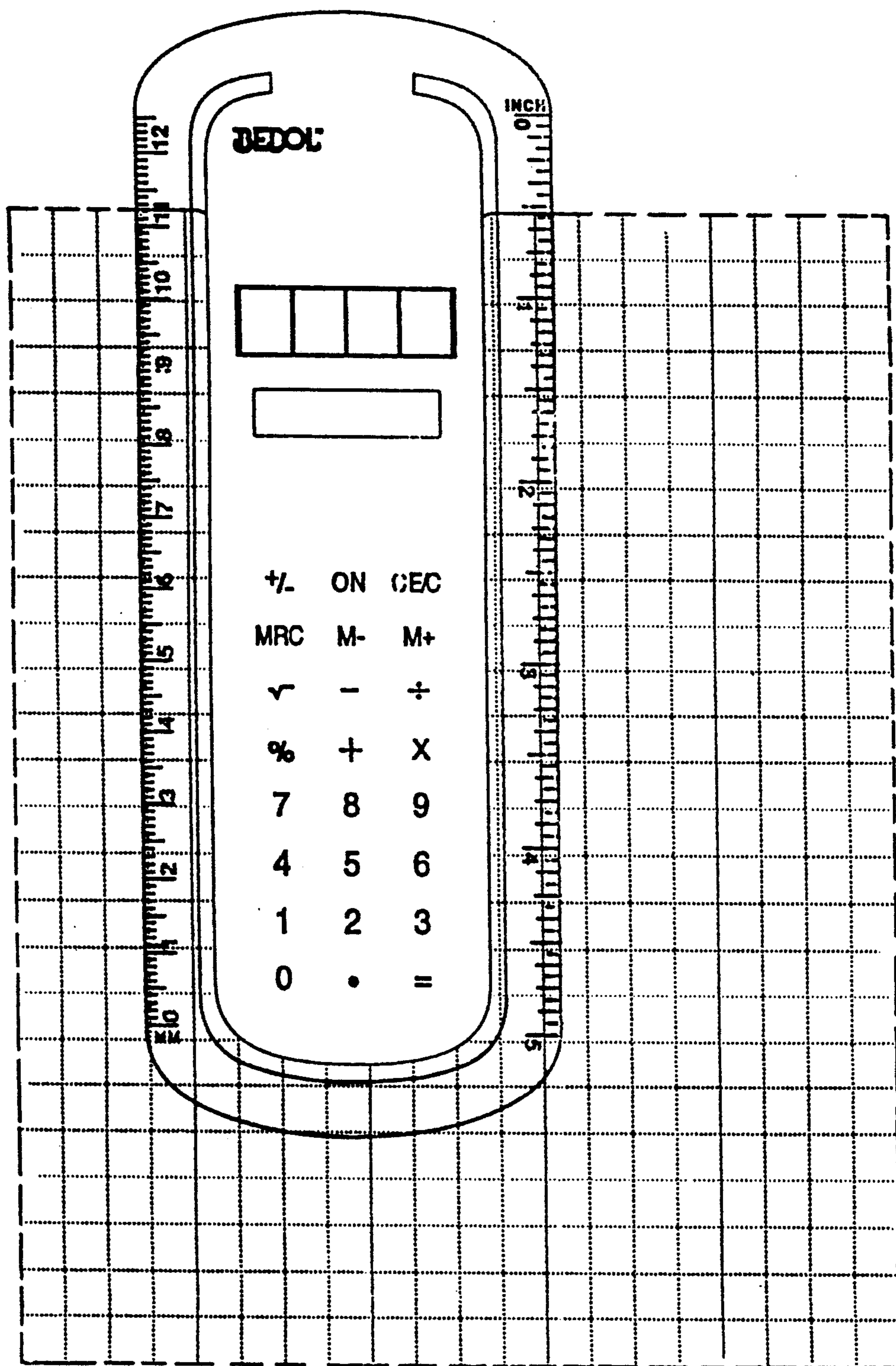


FIG. 4