



US00D348881S

# United States Patent [19]

[11] Patent Number: **Des. 348,881**

**Peersmann**

[45] Date of Patent: **\*\* Jul. 19, 1994**

[54] **CASSETTE PLAYER**

[75] Inventor: **Richard F. M. Peersmann, ET**  
Scheveningen, Netherlands

[73] Assignee: **Pollyflame International B.V.,**  
Roelofarendsveen, Netherlands

[\*\*] Term: **14 Years**

[21] Appl. No.: **3,143**

[22] Filed: **Dec. 29, 1992**

[52] U.S. Cl. .... **D14/165; D14/189;**  
**D14/196**

[58] Field of Search ..... **312/7.1; 455/344, 347,**  
**455/350, 351; D14/164, 165, 188, 189, 194-198;**  
**D12/110, 114, 126**

[56] **References Cited**

**PUBLICATIONS**

Home Furnishings Daily May 29, 1989; p. 113; AM/FM  
Stereo Cassette Portable Radio.

Harley Davidson Accesories '89; p. 49; engine area of  
cycle (center-right).

Cycle World; Jan. 1990; p. 39; engine area of cycle  
(lower-right).

Drag Specialties 1987 Cat; 19th ed; p. 328; Harley Dav-  
idson emblem on Item 111126.

*Primary Examiner*—B. J. Bullock

*Attorney, Agent, or Firm*—Foley & Lardner

[57] **CLAIM**

The ornamental design for a cassette player, as shown  
and described.

**DESCRIPTION**

FIG. 1 is a perspective view of a cassette player show-  
ing my new design;

FIG. 2 is a front elevational view thereof;


FIG. 3 is a rear elevational view thereof;

FIG. 4 is a top plan view thereof;


FIG. 5 is a bottom plan view thereof;

FIG. 6 is a right side elevational view thereof; and,


FIG. 7 is a left side elevational view thereof.



*FIG. 1*



*FIG. 2*



*FIG. 3*

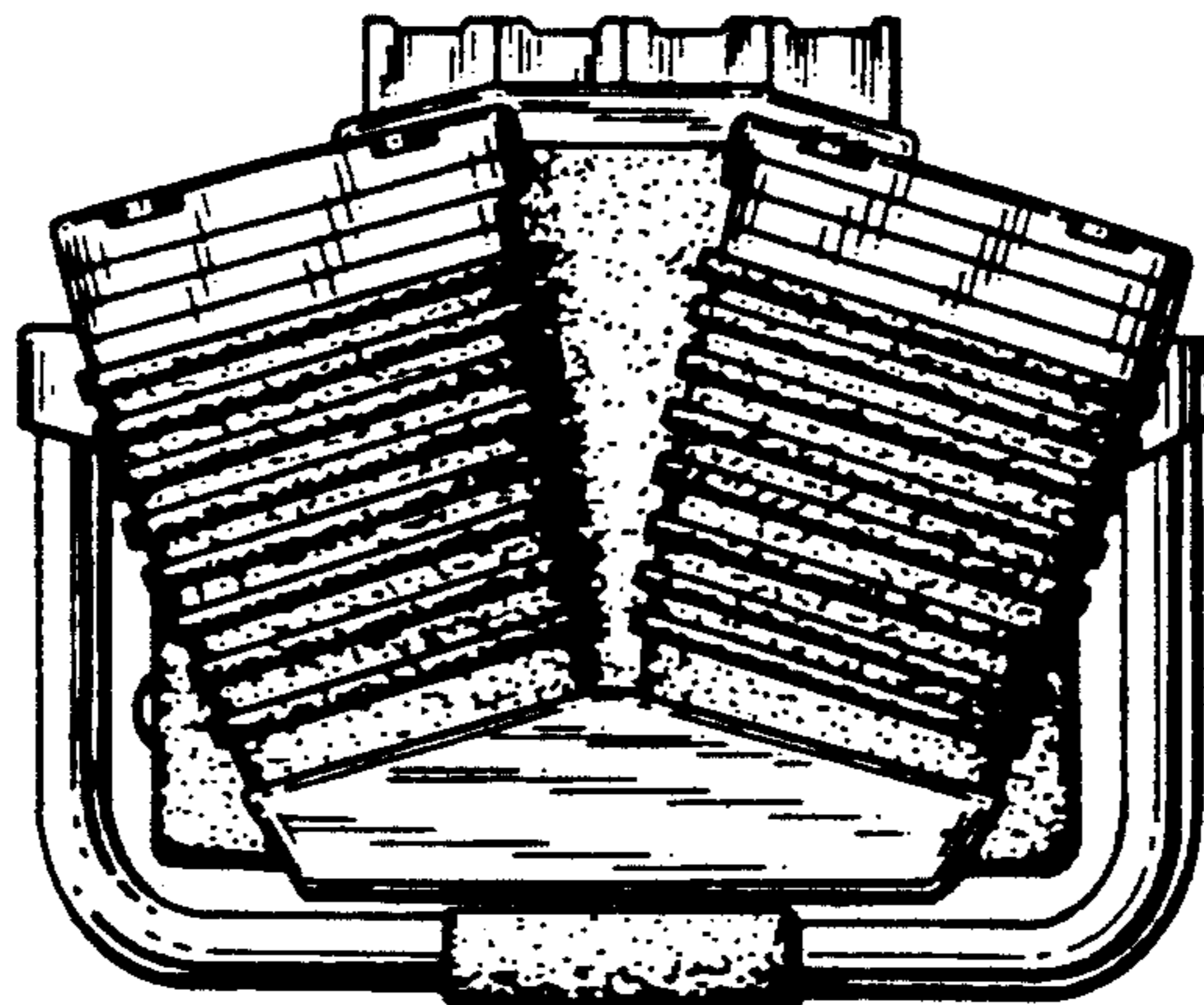


FIG. 4




FIG. 5

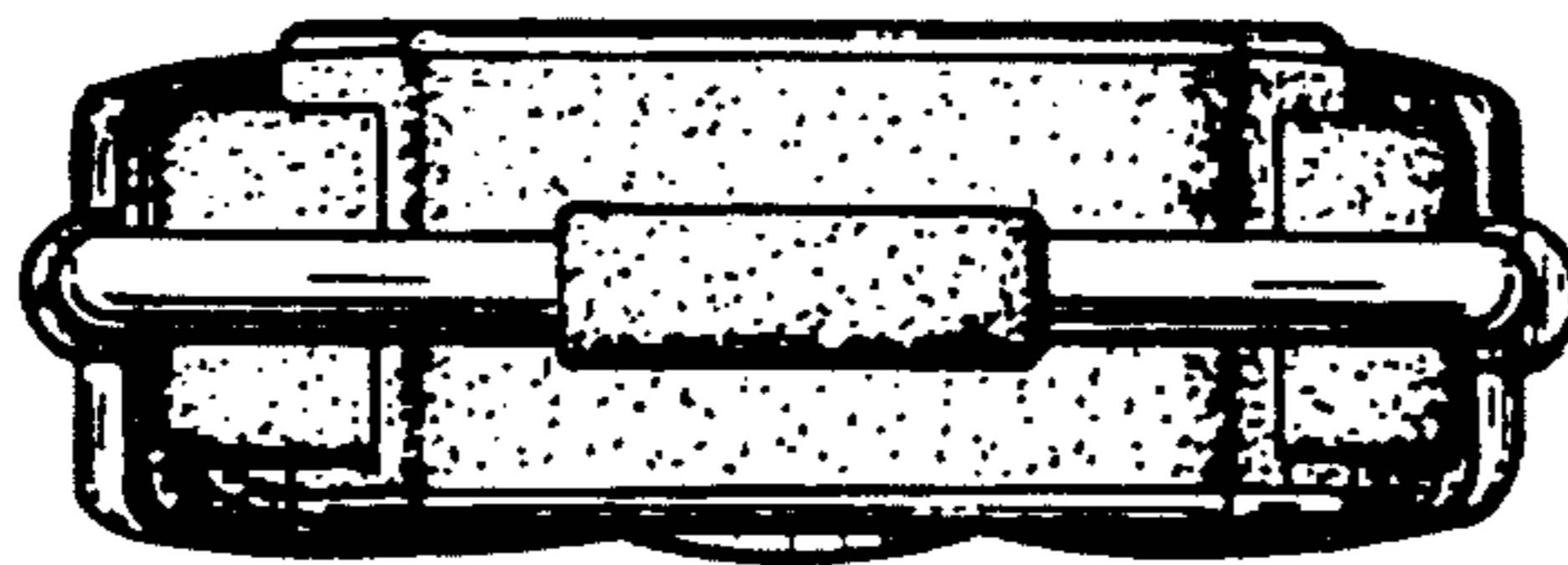


FIG. 6




FIG. 7

