



US00D348850S

United States Patent [19]

Chen et al.

[11] Patent Number: **Des. 348,850**

[45] Date of Patent: **** Jul. 19, 1994**

[54] **HOUSING FOR AN AUTOMOBILE BRAKE INDICATOR**

[76] Inventors: **Cheng-Ming Chen**, No. 91, Tzu Chiang 3 Rd., Ling Ya Zone, Kaohsiung; **An-Chun Chen**, No. 15, 280 Alley, Fu Kuo 1 Rd., Yung Kang Country, Tainan Shien, both of Taiwan

[**] Term: **14 Years**

[21] Appl. No.: **189**

[22] Filed: **Oct. 6, 1992**

[52] U.S. Cl. **D10/104**

[58] Field of Search 340/425.5, 438, 453, 340/454, 457, 457.3, 463, 464, 473, 474; D10/104, 106, 116, 121, 114

[56] **References Cited**

U.S. PATENT DOCUMENTS

- D. 237,160 10/1975 McClintock D10/114
- D. 261,629 11/1981 Doheny D10/104

- D. 331,373 12/1992 Becker D10/104
- D. 342,912 1/1994 Richey D10/104
- 2,256,371 9/1941 Cerveny 340/457.3
- 2,446,276 8/1948 Good 340/457.3
- 2,503,553 4/1950 Hollins 340/457.3
- 2,724,101 11/1955 Hallman 340/457.3
- 4,185,268 1/1980 Sakakibara 340/457.3

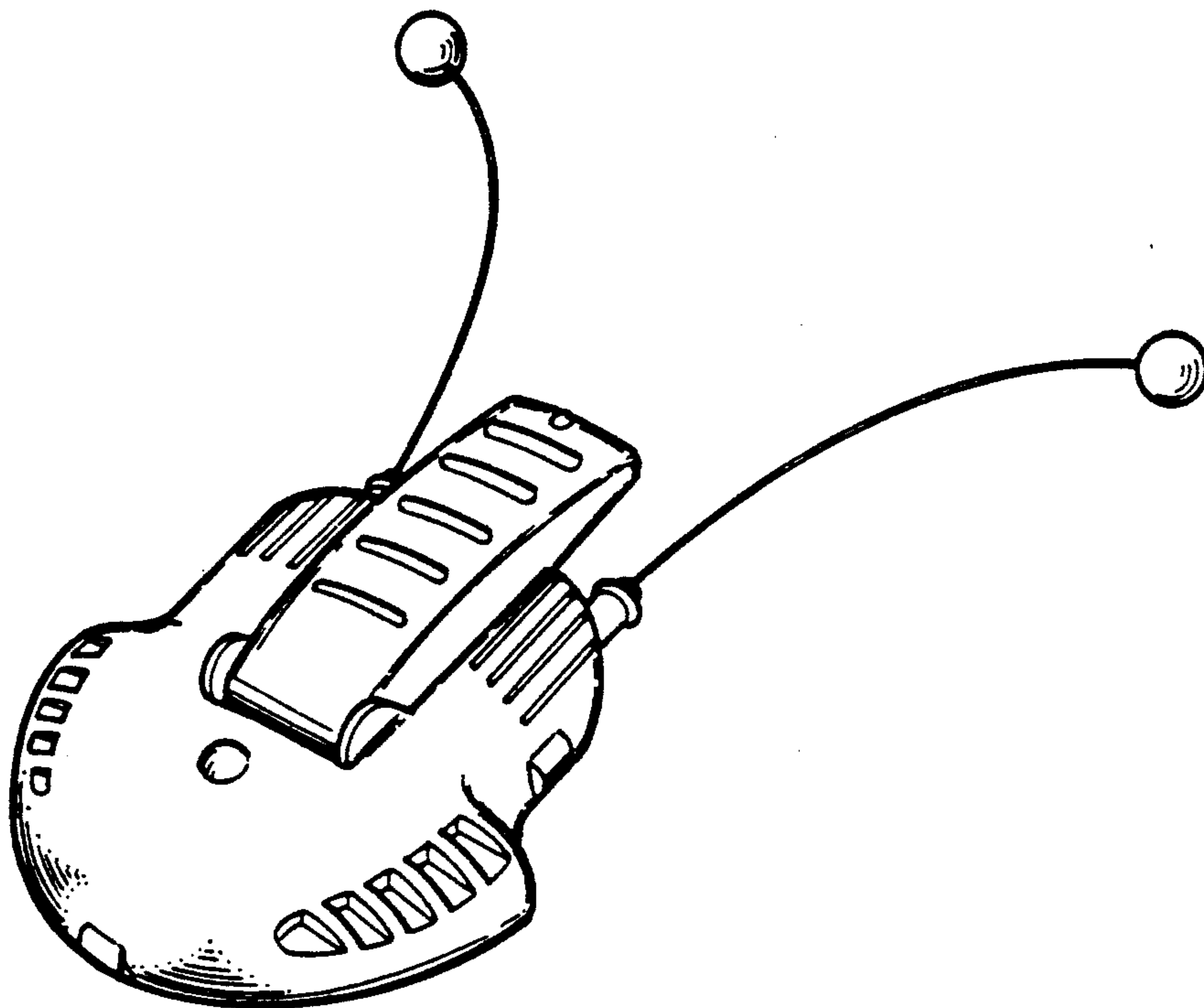
Primary Examiner—Wallace R. Burke
Assistant Examiner—Marcus Jackson
Attorney, Agent, or Firm—Bacon & Thomas

[57] **CLAIM**

The ornamental design for a housing for an automobile brake indicator, as shown.

DESCRIPTION

FIG. 1 is a perspective view of the housing for an automobile brake indicator showing my new design; FIG. 2 is a top plan view thereof; FIG. 3 is a front elevational view thereof; FIG. 4 is a bottom plan view thereof; FIG. 5 is a left side elevational view thereof; FIG. 6 is a rear elevational view thereof; and, FIG. 7 is a right side elevational view thereof.






FIG. 1

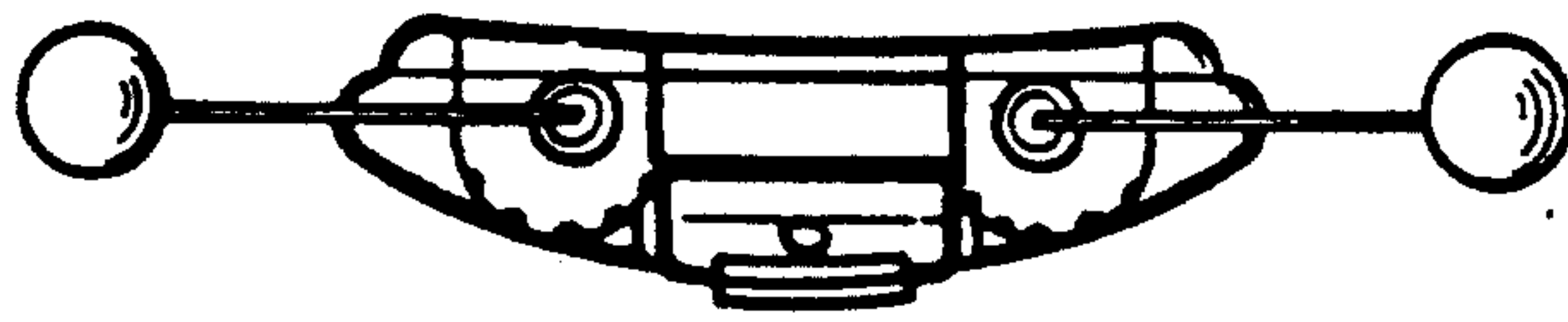


FIG. 2

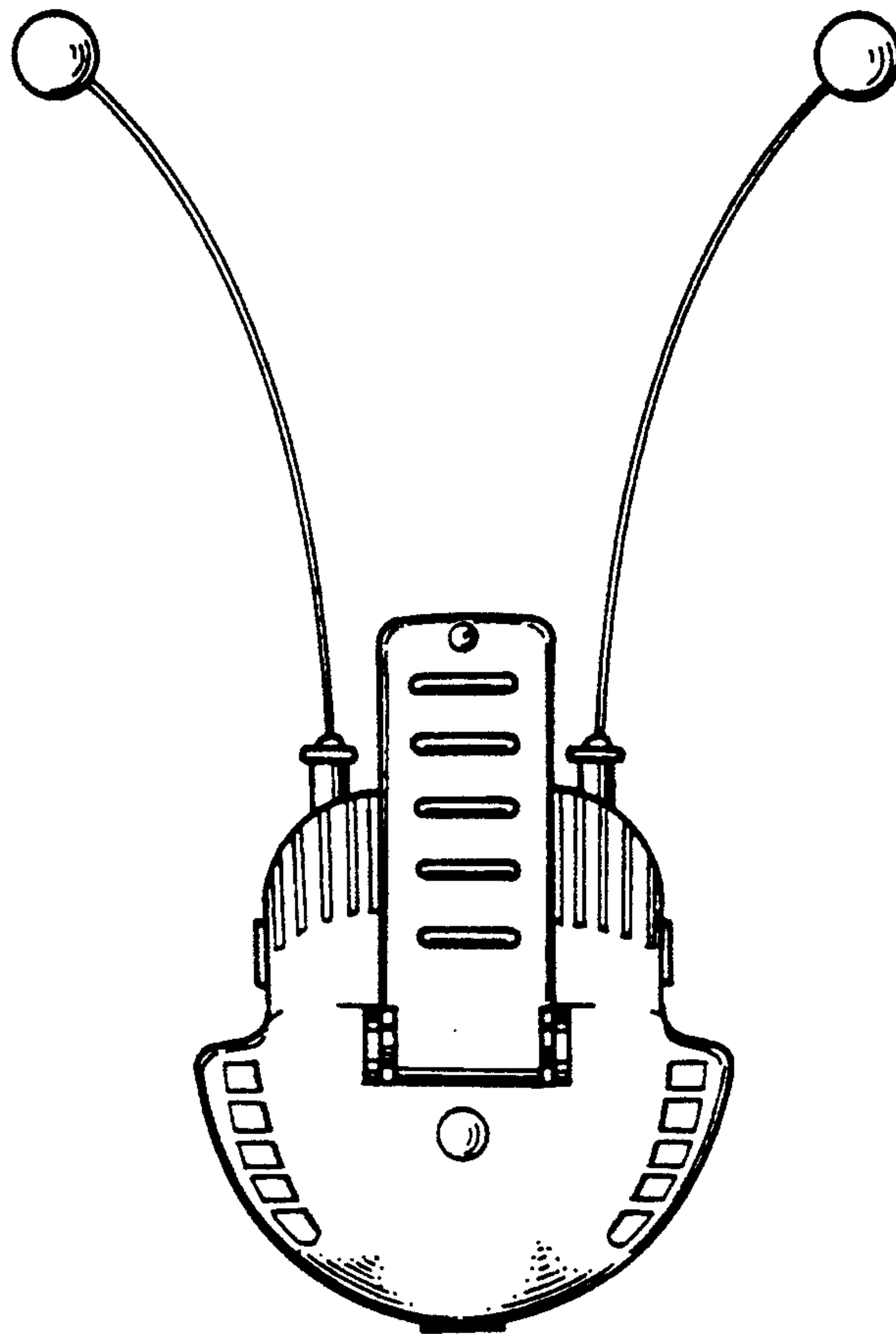


FIG. 3



FIG. 4




FIG. 5

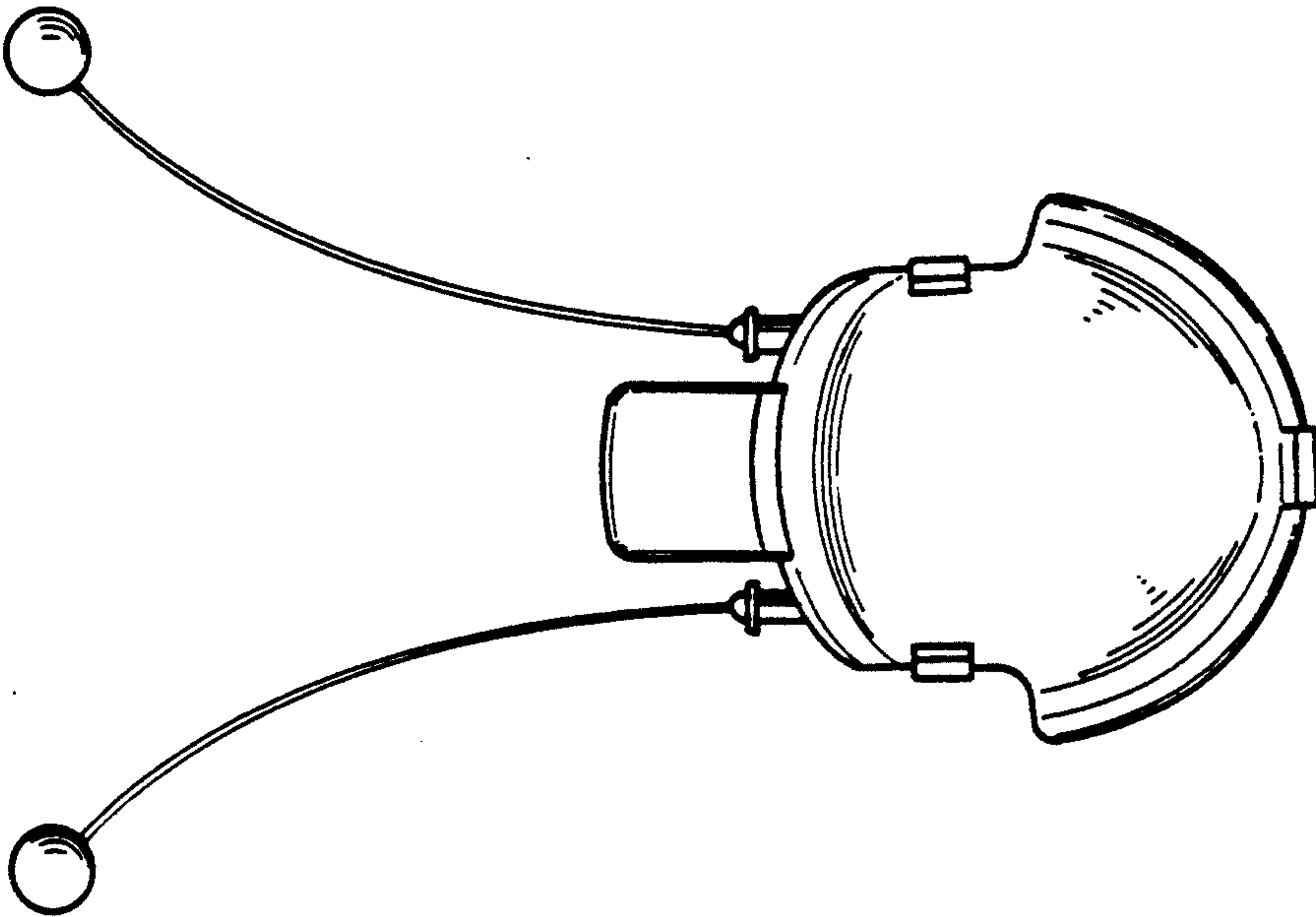


FIG. 6




FIG. 7