



US00D348847S

# United States Patent [19]

[11] Patent Number: **Des. 348,847**

Dumas

[45] Date of Patent: **\*\* Jul. 19, 1994**

[54] **WRISTWATCH**

[75] Inventor: **Jean-Louis Dumas**, Paris, France

[73] Assignee: **La Montre Hermes, S.A.**, Bienne, Switzerland

[\*\*] Term: **14 Years**

[21] Appl. No.: **846,449**

[22] Filed: **Feb. 26, 1992**

[30] **Foreign Application Priority Data**

Sep. 9, 1991 [FR] France ..... DM 020612

[52] U.S. Cl. .... **D10/39; D10/125**

[58] Field of Search ..... 368/223-232,  
368/276, 277, 278, 280-282, 285, 318, 322-323;  
D10/1-29, 30-39, 122-132

[56] **References Cited**

**U.S. PATENT DOCUMENTS**

D. 111,817 10/1938 Schwankhaus ..... D10/38

D. 111,864 10/1938 Stegeman, Jr. .... D10/38

D. 112,618 12/1938 Schwankhaus ..... D10/38  
D. 113,771 3/1939 Stegeman, Jr. .... D10/38  
D. 265,799 8/1982 Suzuki ..... D10/39

**FOREIGN PATENT DOCUMENTS**

1051658 1/1954 France ..... 368/232

*Primary Examiner*—Nelson C. Holtje

*Assistant Examiner*—Martie Thompson

*Attorney, Agent, or Firm*—Mason, Fenwick & Lawrence

[57] **CLAIM**

The ornamental design for a wristwatch, as shown and described.

**DESCRIPTION**


FIG. 1 is a top plan view of a wristwatch showing my new design;

FIG. 2 is a right side elevational view;

FIG. 3 is a left side elevational view;

FIG. 4 is a front elevational view, the rear view being a mirror image thereof; and,

FIG. 5 is a bottom plan view thereof.






FIG. 2




FIG. 1



FIG. 3




FIG. 4

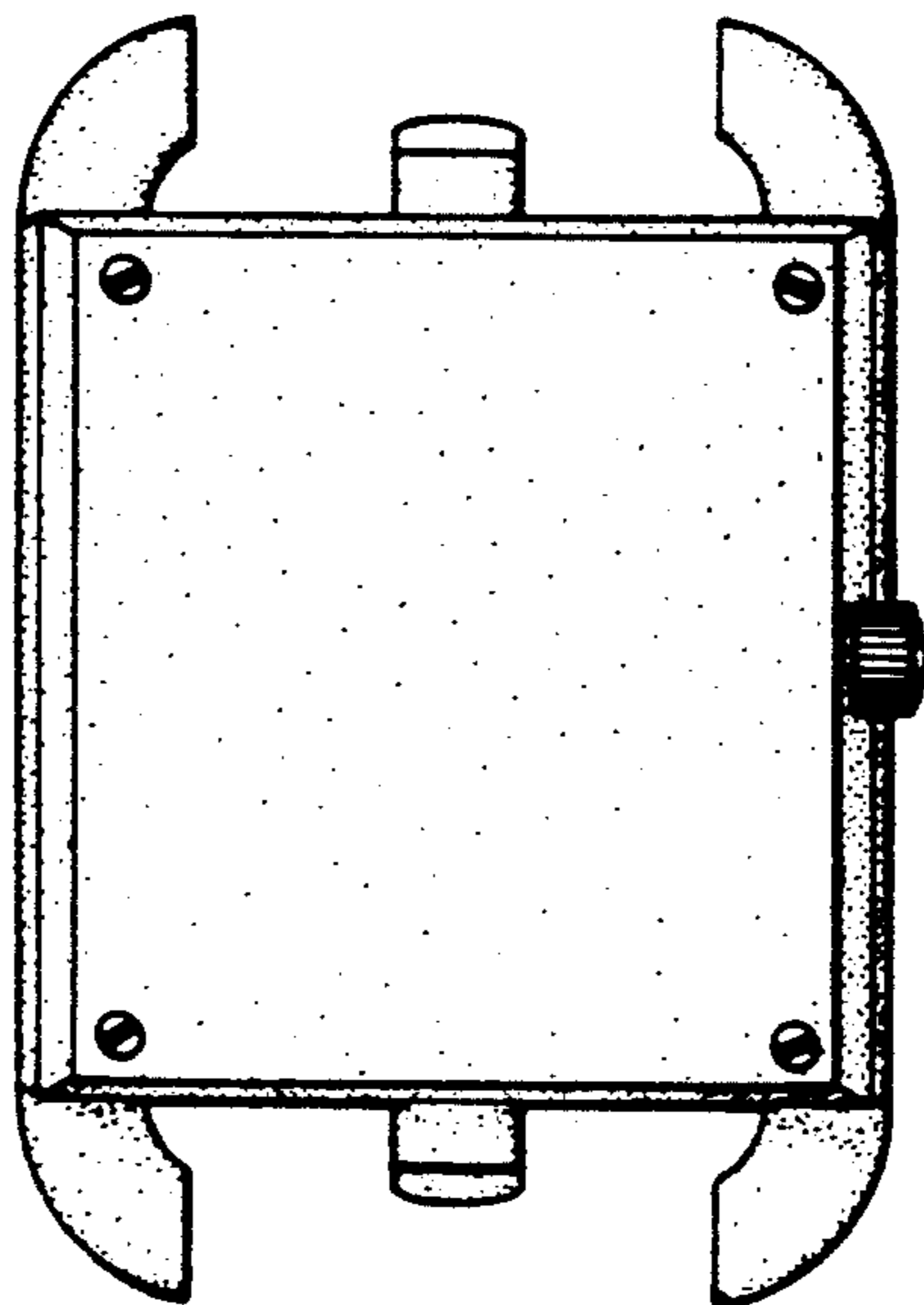


FIG. 5