



US00D348845S

United States Patent [19]

Dumas

[11] Patent Number: **Des. 348,845**

[45] Date of Patent: **** Jul. 19, 1994**

[54] **WRISTWATCH**

[75] Inventor: **Jean-Louis Dumas**, Paris, France

[73] Assignee: **La Montre Hermes**, Bienne, Switzerland

[**] Term: **14 Years**

[21] Appl. No.: **830,241**

[22] Filed: **Feb. 3, 1992**

[30] **Foreign Application Priority Data**

Aug. 2, 1991 [WO] World Int. Prop. O. DM/020303

[52] U.S. Cl. **D10/39; D10/126**

[58] Field of Search 368/223-232, 368/276, 277, 278, 280-282, 285, 318, 322-323; D10/1-29, 30-39, 122-132

[56] **References Cited**

U.S. PATENT DOCUMENTS

D. 145,831 10/1946 Arpels D10/32

- D. 165,599 1/1952 Newhouse D10/38
- D. 266,058 9/1982 Knoui D10/39
- D. 310,034 8/1990 Braun et al. D10/30
- D. 310,638 9/1990 Sugano D10/30
- D. 319,026 8/1991 Burgener D10/39
- D. 321,664 11/1991 Kennedy D10/128 X

Primary Examiner—Nelson C. Holtje
Assistant Examiner—Martie Thompson
Attorney, Agent, or Firm—Mason, Fenwick & Lawrence

[57] **CLAIM**

The ornamental design for a wristwatch, as shown and described.

DESCRIPTION

FIG. 1 is a top plan view of a wristwatch showing my new design;
FIG. 2 is a right side elevational view;
FIG. 3 is a left side elevational view;
FIG. 4 is a front elevational view, the rear view being a mirror image thereof; and,
FIG. 5 is a bottom plan view thereof.

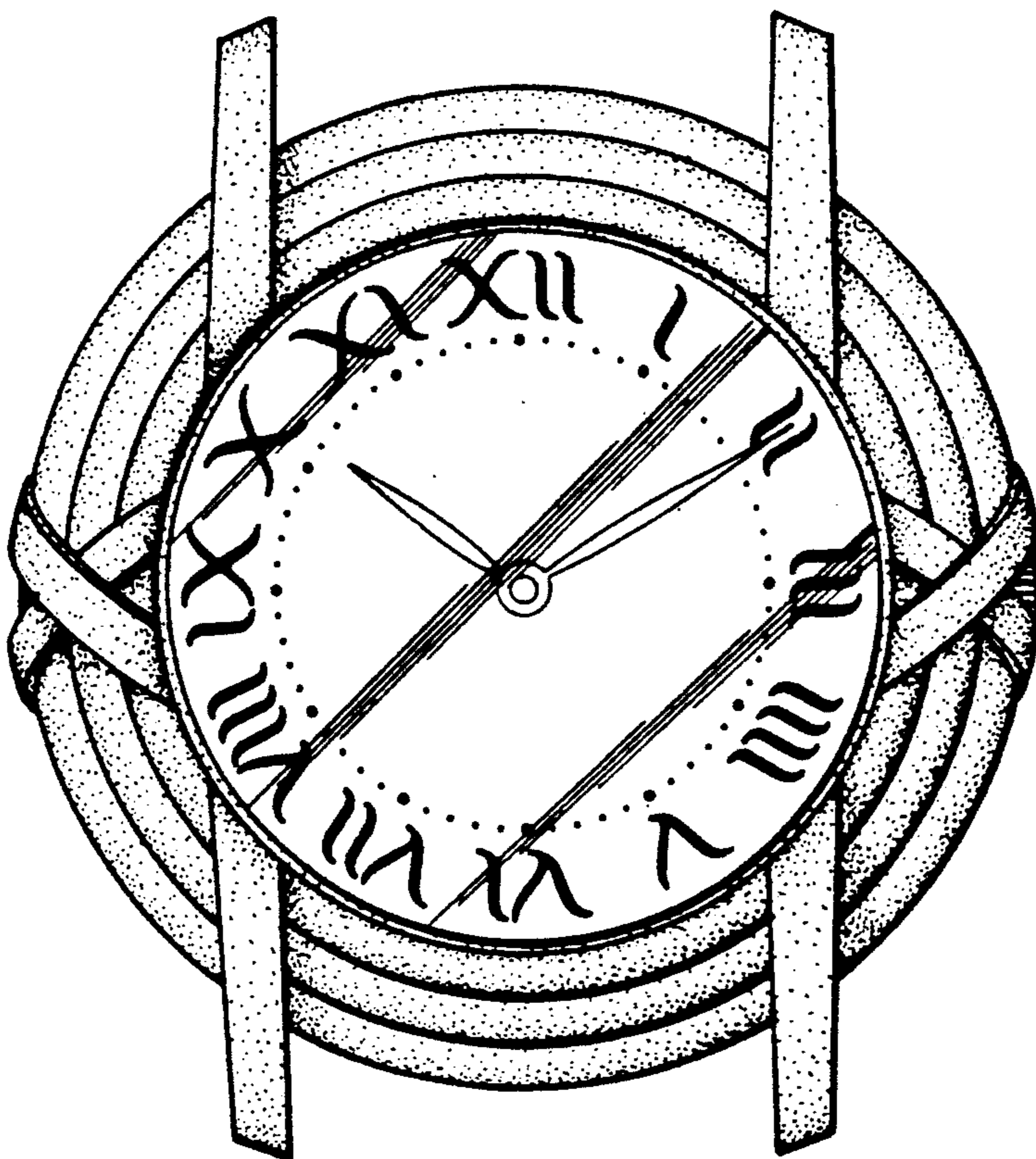




FIG. 2

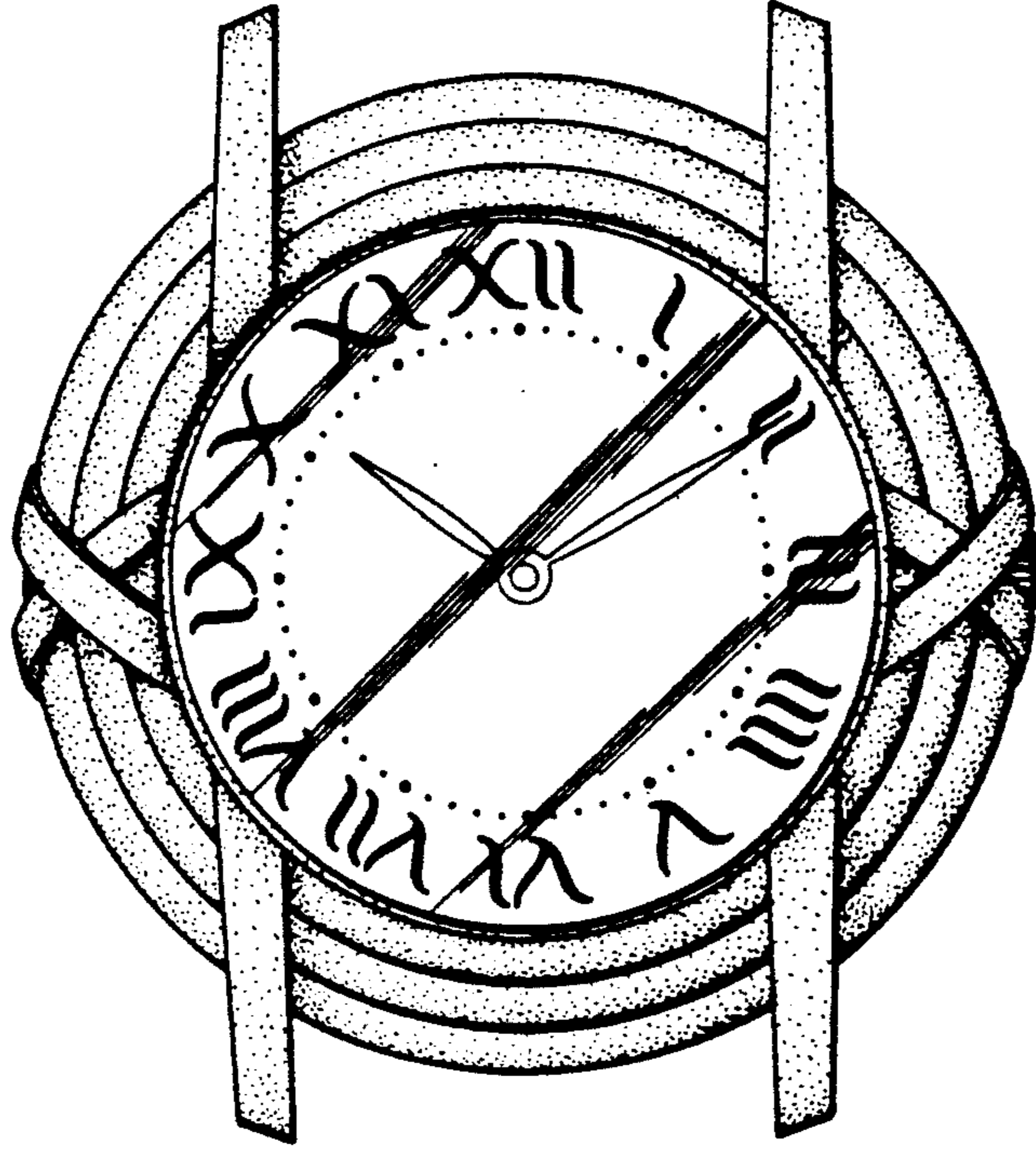


FIG. 1

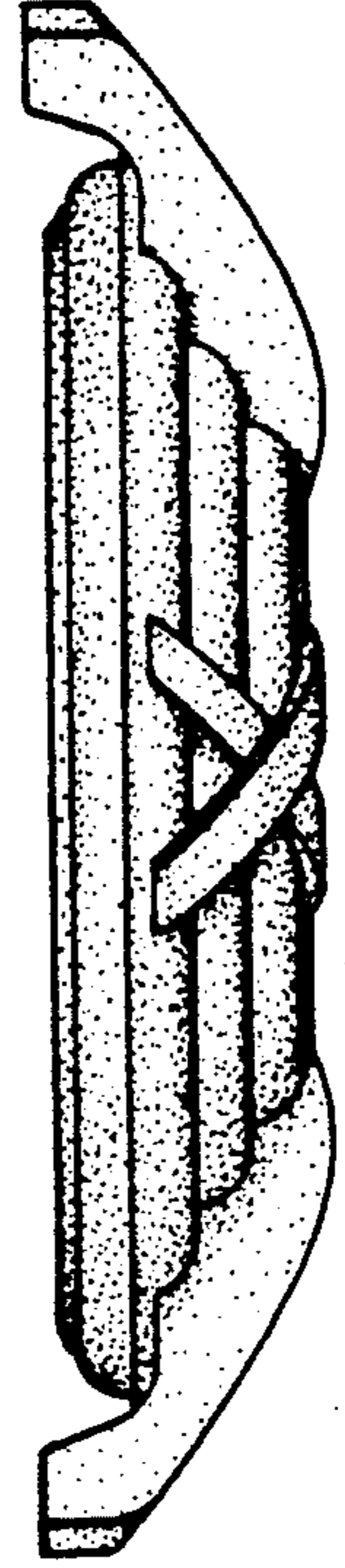


FIG. 3




FIG. 4

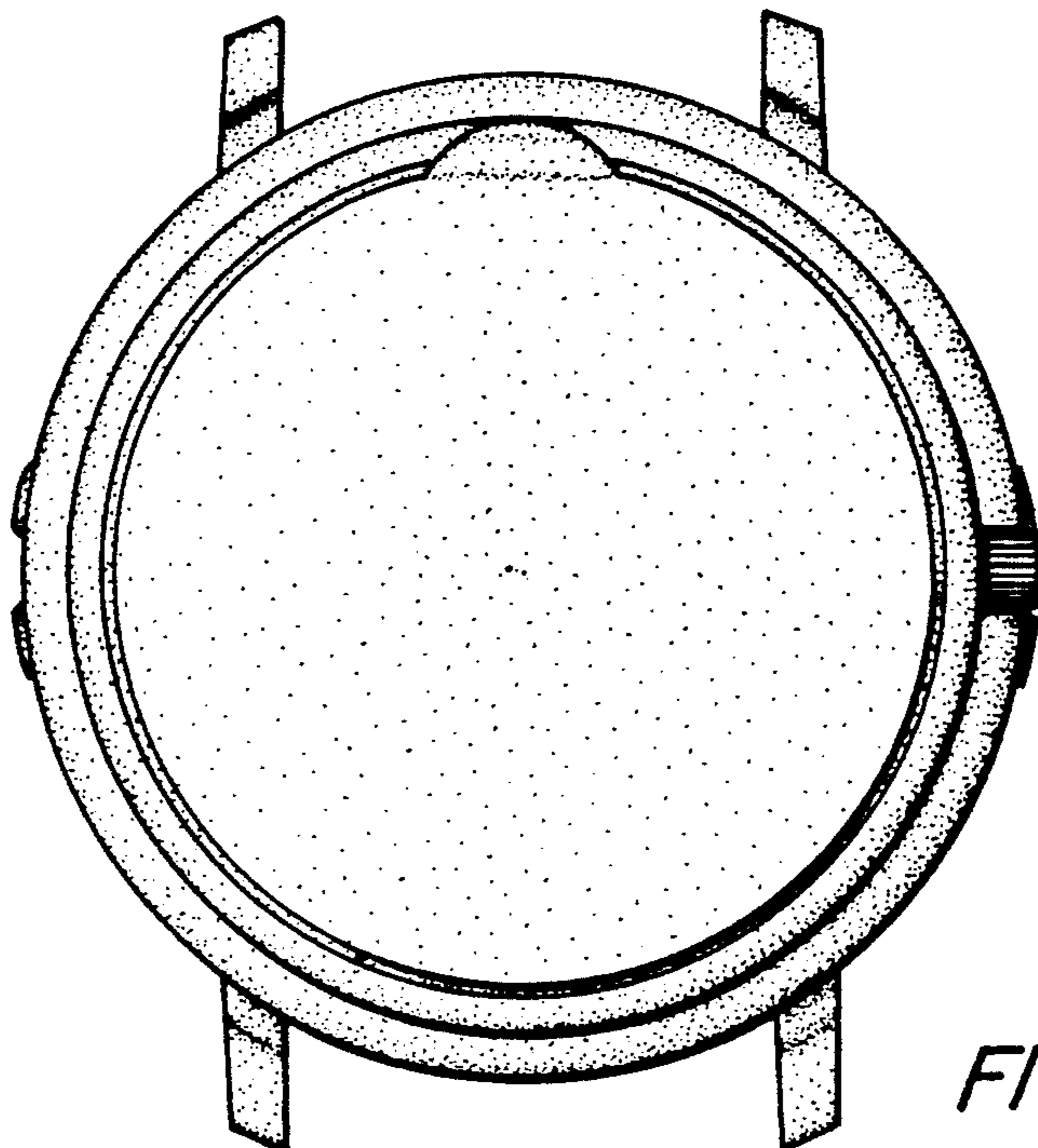


FIG. 5