



US00D348844S

United States Patent [19] Franchi

[11] Patent Number: **Des. 348,844**

[45] Date of Patent: **** Jul. 19, 1994**

[54] **WRIST WATCH**

[76] Inventor: **Menotti Franchi**, Corso Italia, 1,
20122 Milan, Italy

[**] Term: **14 Years**

[21] Appl. No.: **792,089**

[22] Filed: **Nov. 8, 1991**

[30] **Foreign Application Priority Data**

May 10, 1991 [XH] Hague DM/019602
[52] U.S. Cl. **D10/39; D10/30**
[58] Field of Search 368/223-238,
368/276-278, 280-282, 285, 318, 322, 323;
D10/30-39, 122-126, 128, 129

[56] **References Cited**

U.S. PATENT DOCUMENTS

D. 289,381 4/1987 Schneider D10/32
D. 300,513 4/1989 Tsukahara D10/38 X
D. 301,986 7/1989 Hysek D10/32
D. 311,342 10/1990 Houlihan D10/30
D. 316,676 5/1991 Houlihan et al. D10/32
D. 319,789 9/1991 Okaya D10/30
D. 320,751 10/1991 Goto D10/39

D. 326,058 5/1992 Schneider D10/39
D. 327,851 7/1992 Besson D10/39
D. 333,987 3/1993 Sugibayashi D10/32 X

OTHER PUBLICATIONS

Swiss Watch & Jewelry Journal, Feb. 1989, p. 478 see circled watch, left center.
Swiss Watch & Jewelry Journal, Feb. 1989, p. 564 see watch, upper right.
European Jeweler, Sep. 1986, see page 134, watch (circled) upper left.


Primary Examiner—Nelson C. Holtje
Assistant Examiner—Martie Thompson
Attorney, Agent, or Firm—Bucknam and Archer

[57] **CLAIM**

The ornamental design for a wrist watch, as shown.

DESCRIPTION

FIG. 1 is a front elevational view of a wrist watch showing my new design;
FIG. 2 is a rear elevational view;
FIG. 3 is a right side elevational view;
FIG. 4 is a left side elevational view;
FIG. 5 is a bottom plan view; and,
FIG. 6 is a top plan view thereof.






FIG. 1

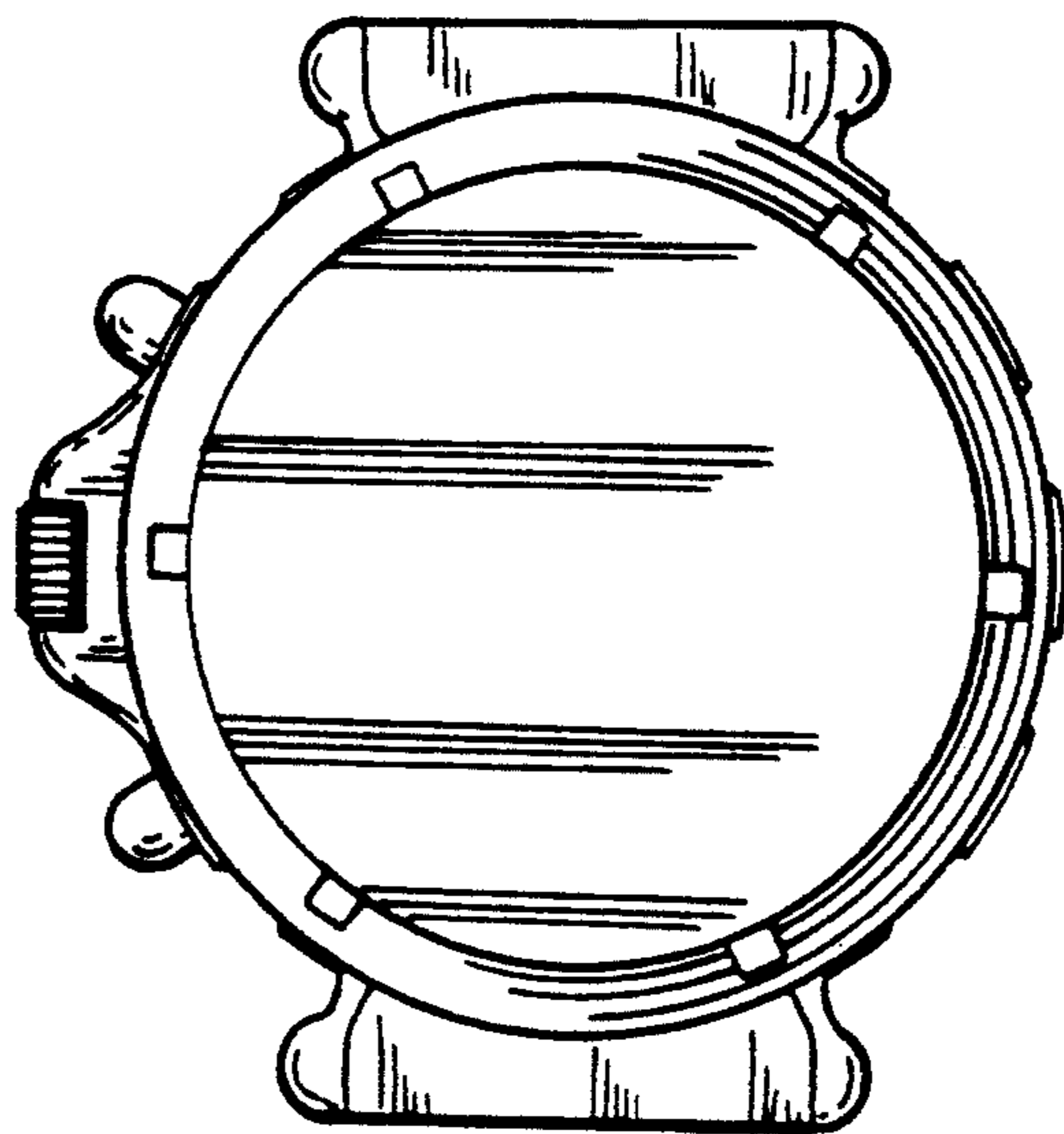


FIG. 2




FIG. 3




FIG. 4

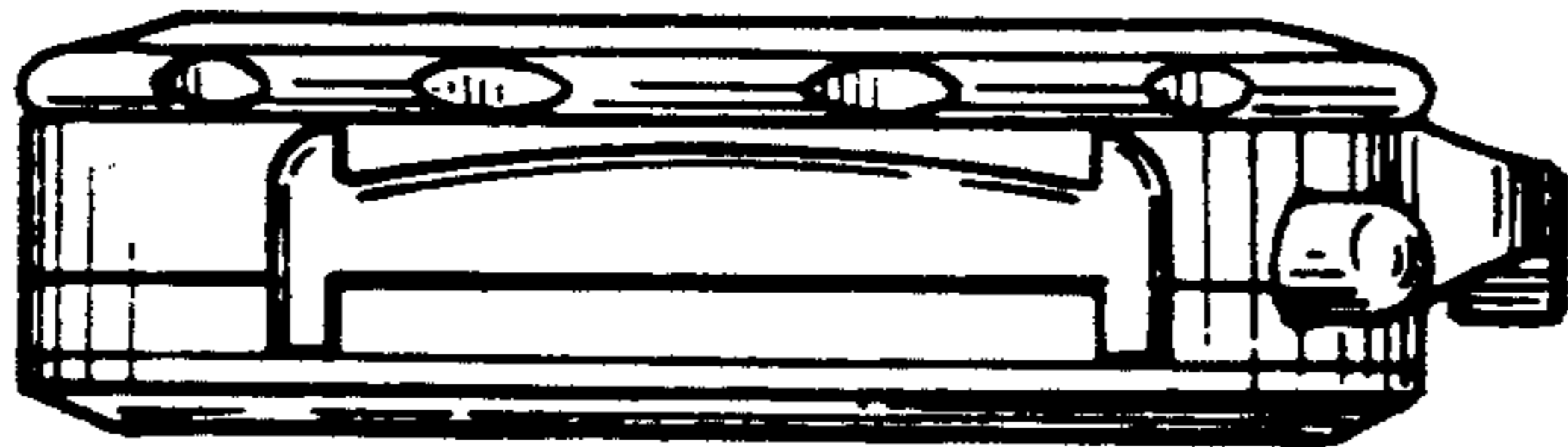


FIG. 5

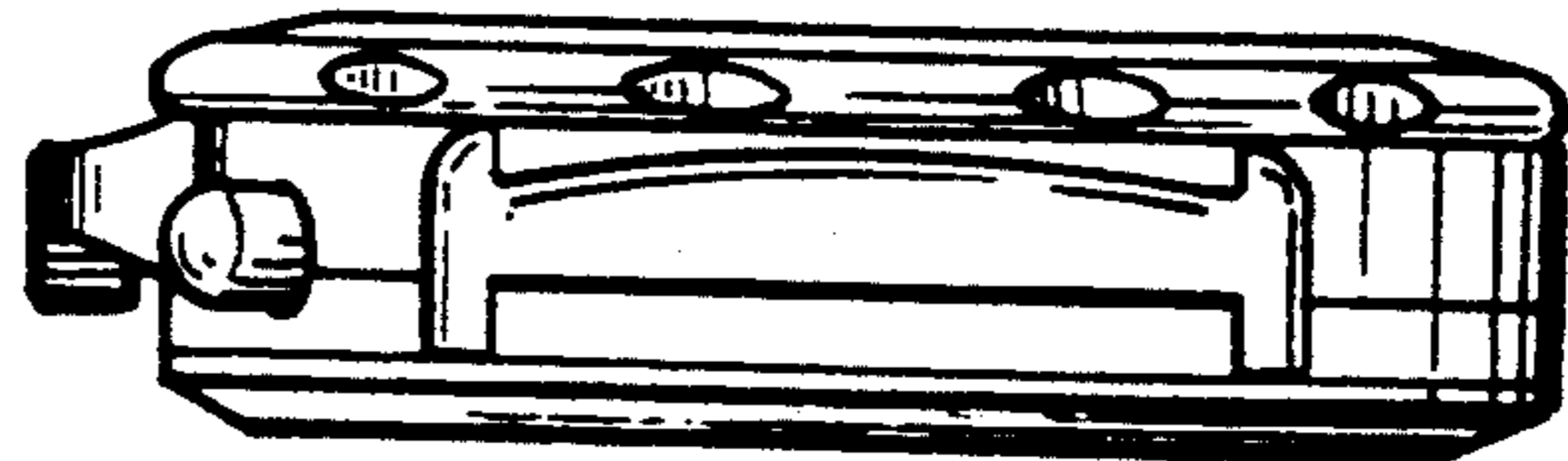


FIG. 6