



US00D348800S

United States Patent [19]

[11] Patent Number: **Des. 348,800**

Doty et al.

[45] Date of Patent: **** Jul. 19, 1994**

[54] **COVERED STOVE TOP**

[75] Inventors: **Roger F. Doty, Connerville; Mark A. Pickering, Lebanon, both of Ind.**

[73] Assignee: **Maytag Corporation, Newton, Ind.**

[**] Term: **14 Years**

[21] Appl. No.: **704,644**

[22] Filed: **May 23, 1991**

[52] U.S. Cl. **D7/402**

[58] Field of Search **D7/339-340, D7/346, 347, 332, 338, 402, 407-409; 126/39 R, 39 J, 39 E, 39 H, 211, 214 C, 214 D, 215, 299 D, 300, 220, 211; 99/422; 444/446, 450, 460; 219/443, 458**

[56] **References Cited**

U.S. PATENT DOCUMENTS

- D. 85,696 12/1931 Hoffstetter et al. D7/402
- D. 152,596 2/1949 Covey .
- D. 160,951 11/1950 Kruck .
- D. 194,137 11/1962 Jenn et al. .

- D. 204,221 3/1966 Rawald D7/346
- D. 230,390 2/1974 Tyke et al. .
- D. 235,407 6/1975 Tyson .
- D. 299,305 1/1989 Vollborn D7/332
- D. 303,604 9/1989 Beach et al. D7/346
- D. 303,605 9/1989 Davis et al. D7/346
- 3,596,650 8/1971 Cerola D7/346

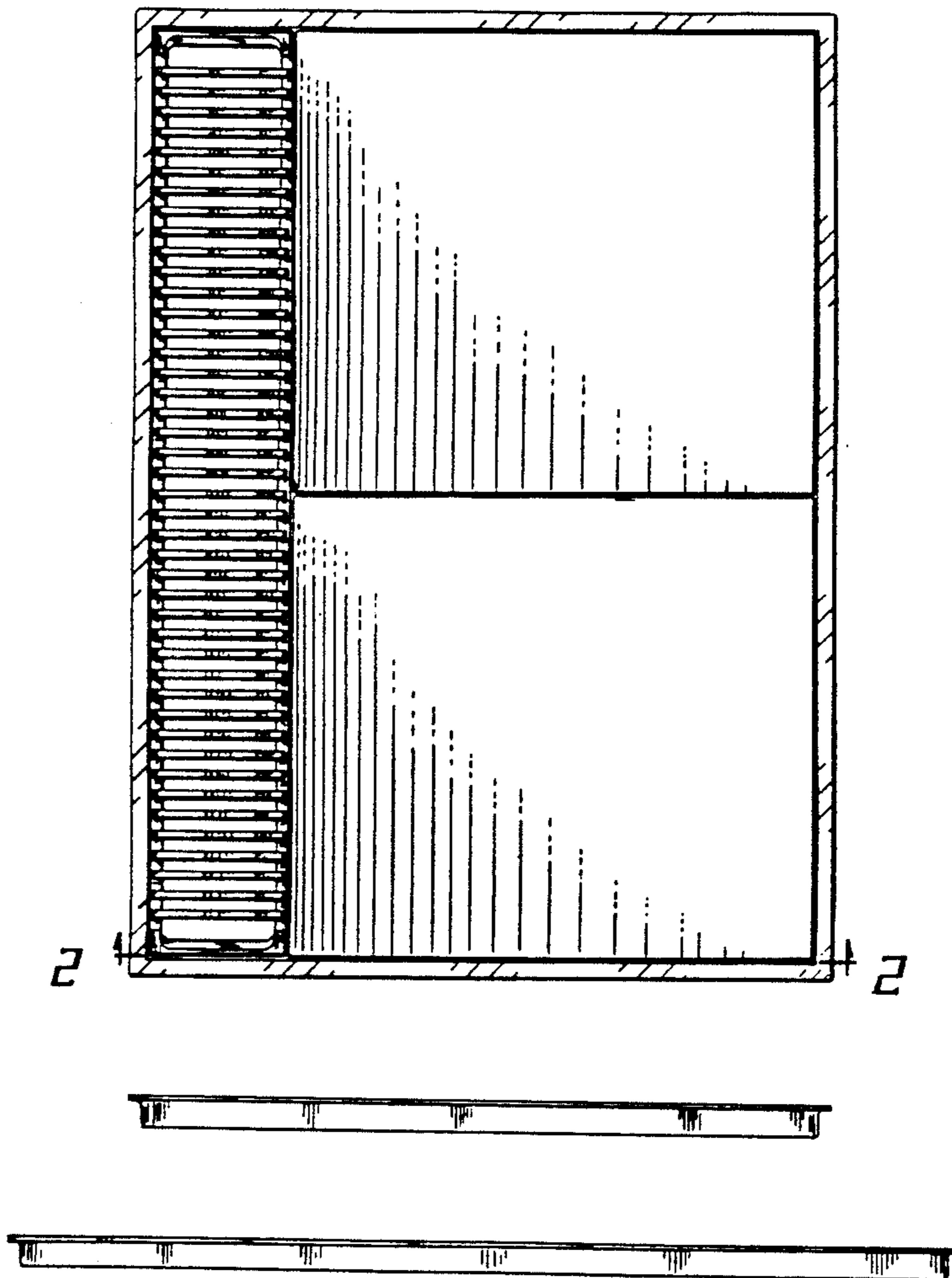
Primary Examiner—Ruth McInroy
Attorney, Agent, or Firm—William Brinks Hofer Gilson & Lione

[57] **CLAIM**

The ornamental design for a covered stove top, as shown and described.

DESCRIPTION

FIG. 1 is a top plan view of a covered stove top showing our new design;
 FIG. 2 is an enlarged partial sectional view taken along lines 2—2 in FIG. 1;
 FIG. 3 is a front elevational view thereof;
 FIG. 4 is a side elevational view thereof; and,
 FIG. 5 is a bottom plan view thereof.






FIG. 1




FIG. 2



FIG. 3



FIG. 4




FIG. 5