



US00D348795S

# United States Patent [19] Lin

[11] Patent Number: Des. 348,795

[45] Date of Patent: \*\* Jul. 19, 1994

[54] TEAPOT

D. 337,687 7/1993 Ancona et al. .... D7/322 X

[76] Inventor: I-Chen Lin, 11, Lane 328, Kuanghua Road, Luchou Hsiang, Taipei, Taiwan

[\*\*] Term: 14 Years

[21] Appl. No.: 1,136

[22] Filed: Nov. 5, 1992

[52] U.S. Cl. .... D7/302; D7/301

[58] Field of Search .... D7/507, 538, 500, 509, D7/510, 511, 300, 510, 539, 540, 542, 543, 312, 322, 317, 612, 613, 614, 301, 302, 303; 222/473; 220/334; D9/307, 310, 311, 318

[56] References Cited

## U.S. PATENT DOCUMENTS

D. 160,149 9/1950 Coloman ..... D7/613  
D. 186,137 9/1959 Tackett ..... D7/613  
D. 279,699 7/1985 Coyne ..... D7/613 X  
D. 279,960 8/1985 Gavura ..... D9/310  
D. 281,136 10/1985 Wei ..... D7/301  
D. 282,810 3/1986 Urich ..... D7/322  
D. 286,746 11/1986 Gamble et al. .... D7/302 X  
D. 308,315 6/1990 Ancona et al. .... D7/322  
D. 322,734 12/1991 Solomon ..... D7/312  
D. 336,006 6/1993 LeBowitz ..... D7/312 X

## OTHER PUBLICATIONS

Clown Cookie Jar (Middle) Geo. Borgfeldt Corporation, Dec. 1959—Crockery & Glass Journal .

Primary Examiner—Alan P. Douglas

Assistant Examiner—Marianne N. Pandozzi

Attorney, Agent, or Firm—Ladas & Parry

[57] CLAIM

The ornamental design for a teapot, as shown.

## DESCRIPTION

FIG. 1 illustrates the top perspective view of a teapot embodying the present invention;

FIG. 2 is a right hand side view of the preferred embodiment according to the present invention;


FIG. 3 is a left hand side view of the preferred embodiment according to the present invention;

FIG. 4 is a front view of the preferred embodiment according to the present invention;

FIG. 5 is a rear view of the preferred embodiment according to the present invention;

FIG. 6 is a top view of the preferred embodiment according to the present invention; and,

FIG. 7 is a bottom view of the preferred embodiment according to the present invention.






FIG. 1




FIG. 2

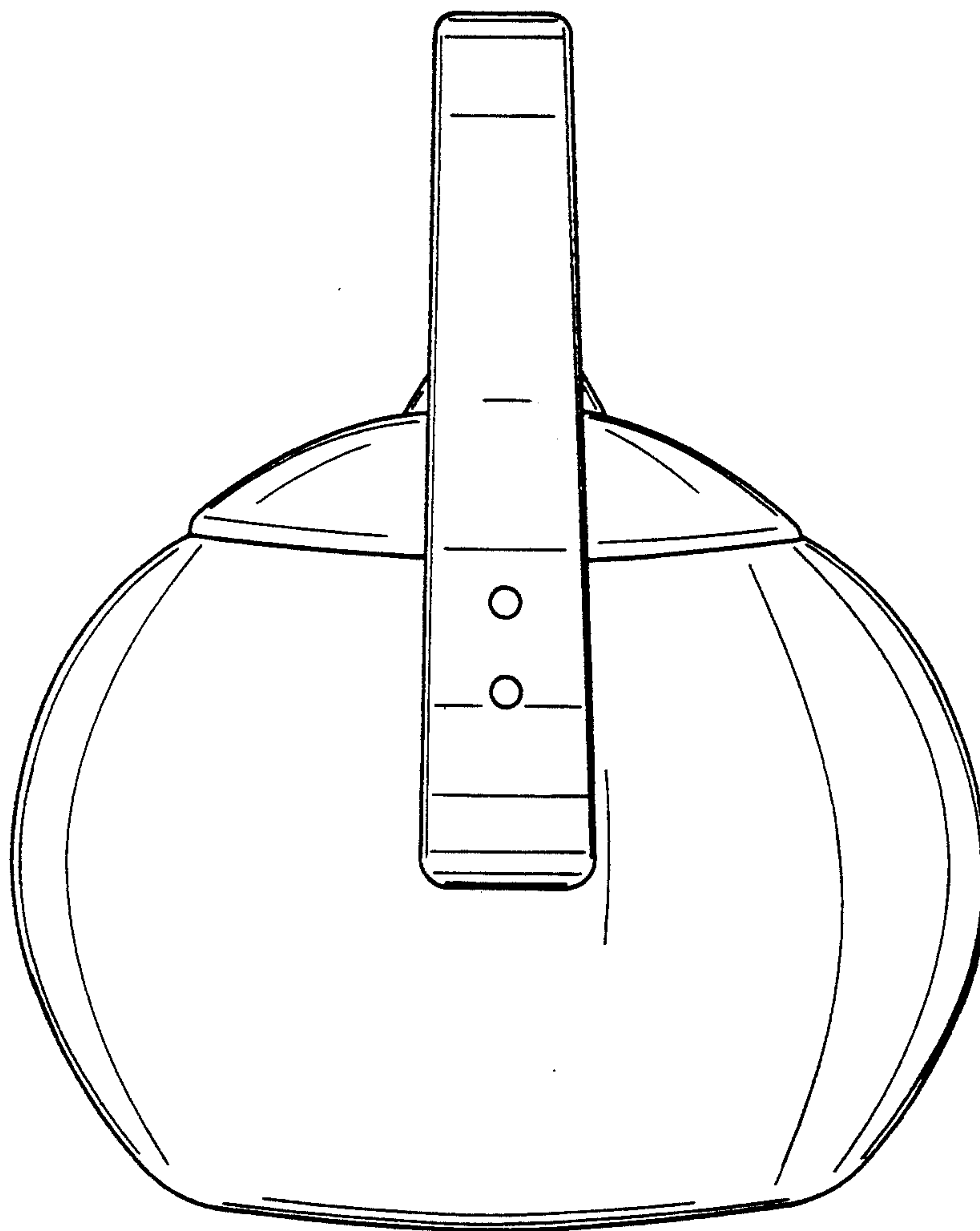


FIG. 3

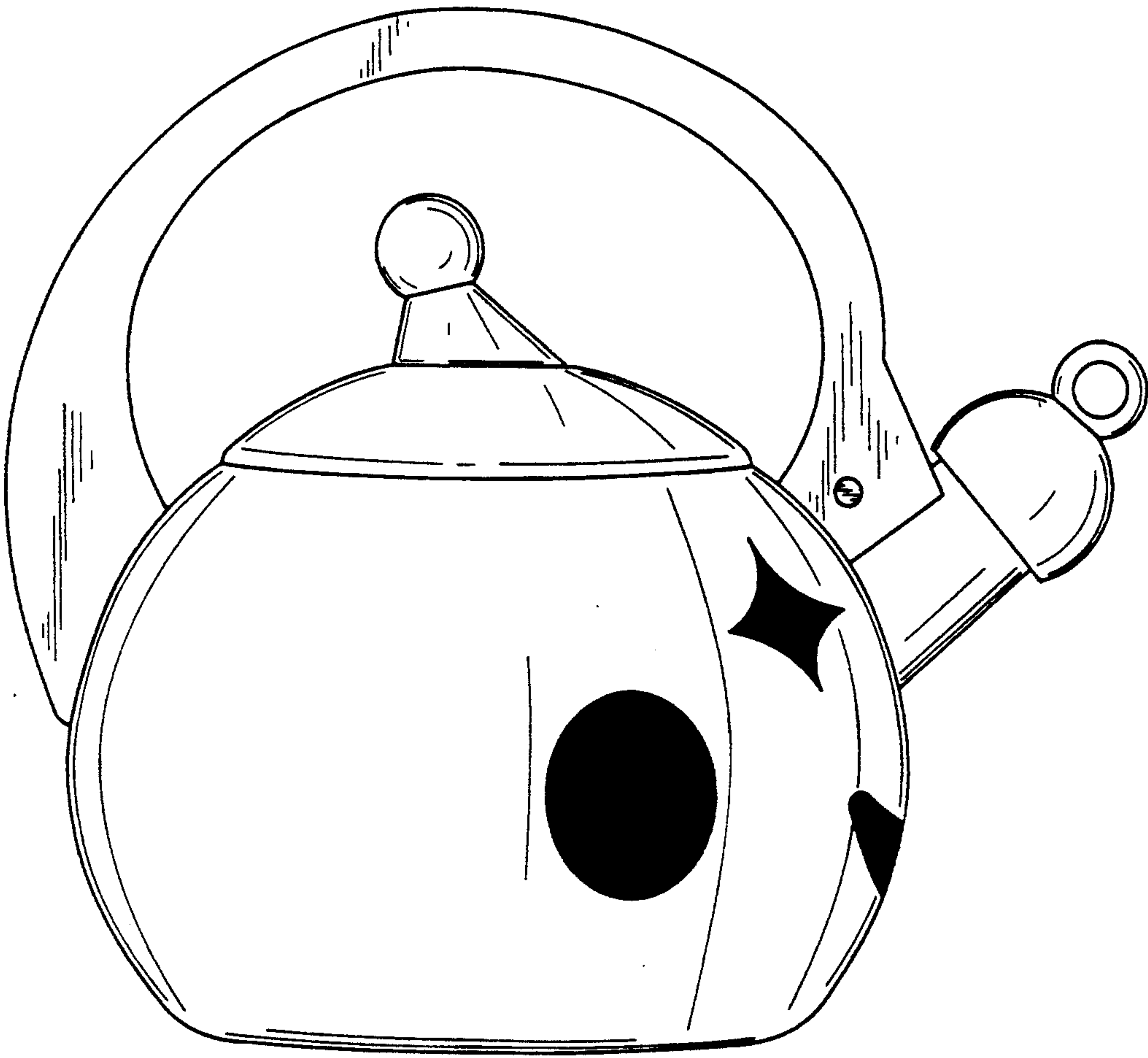


FIG. 4

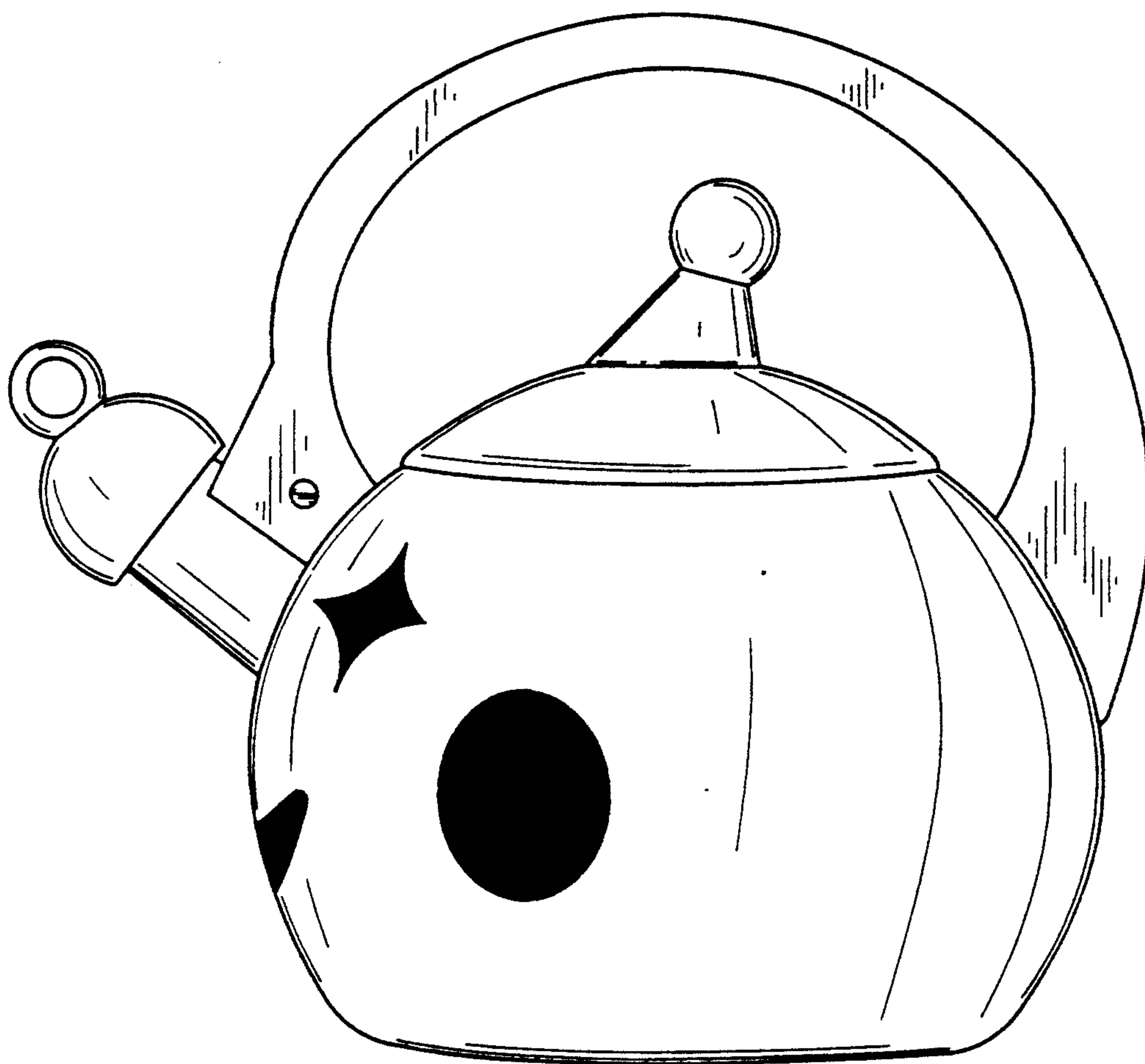


FIG. 5



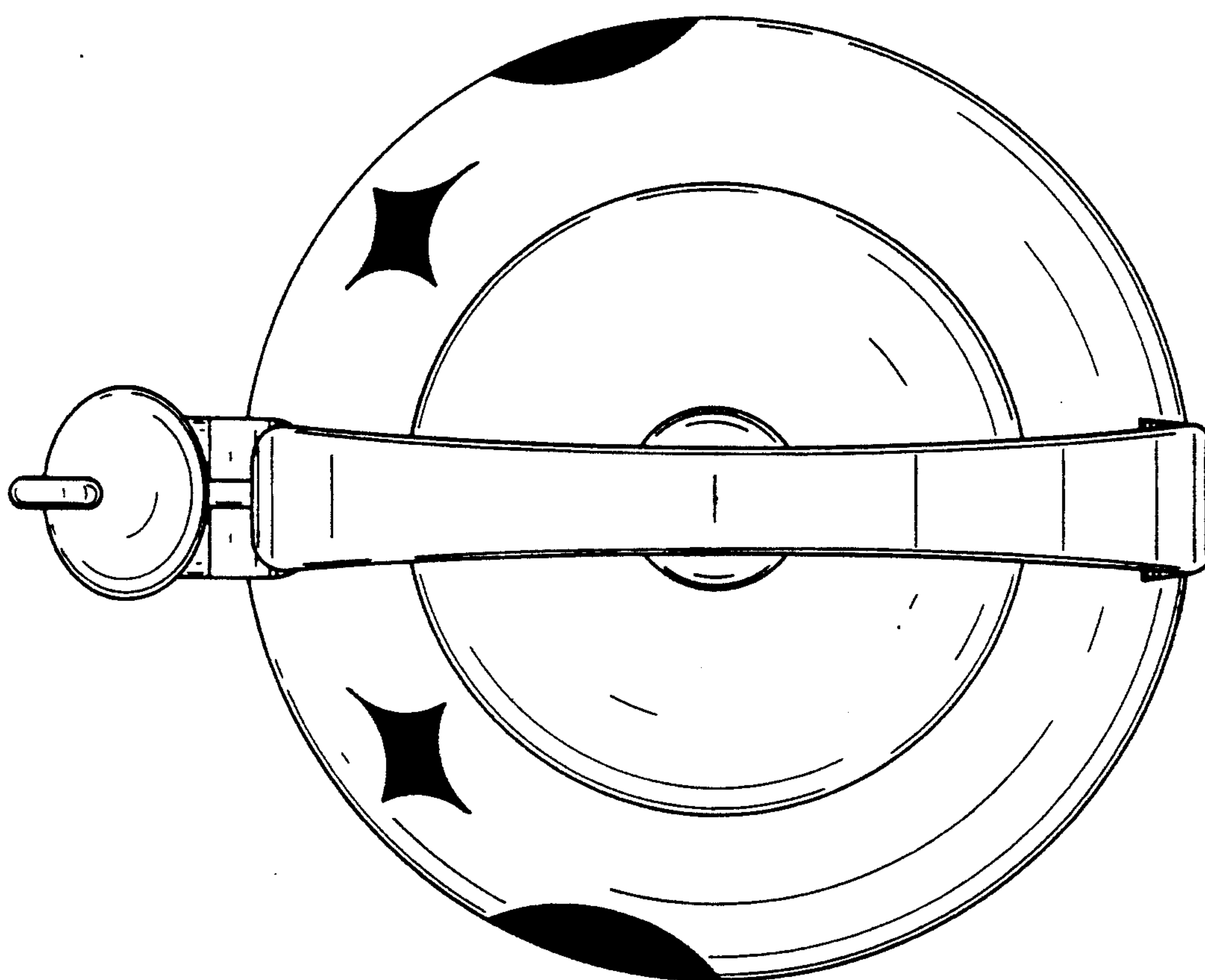


FIG. 6




FIG. 7