



US00D348780S

United States Patent [19]

[11] Patent Number: **Des. 348,780**

Masaru

[45] Date of Patent: **** Jul. 19, 1994**

[54] **SUIT CASE**

[75] Inventor: **Aoi Masaru, Taipei, Taiwan**

[73] Assignee: **Echolac Company, Ltd., Taipei, Taiwan**

[**] Term: **14 Years**

[21] Appl. No.: **2,770**

[22] Filed: **Dec. 21, 1992**

[52] U.S. Cl. **D3/6279**

[58] Field of Search **D3/33, 39, 42, 30.1, D3/76, 77, 78; 190/109, 110, 111, 114, 115, 184, 121, 127, 124, 903**

D. 323,244	1/1992	Dallaire	D3/76 X
D. 325,819	5/1992	Lee	D3/76
D. 326,187	5/1992	Chauvin	D3/76
D. 330,457	10/1992	Hsieh	D3/76
4,561,526	12/1985	Winter et al.	190/115
4,928,800	5/1990	Green et al.	190/115

Primary Examiner—Bernard Ansher
Assistant Examiner—Paula Mortimer
Attorney, Agent, or Firm—Shoemaker and Mattare Ltd.

[57] **CLAIM**

The ornamental design of a suit case, as shown.

DESCRIPTION

FIG. 1 is a front elevational view of the suit case of this design;

FIG. 2 is a rear elevational view;

FIG. 3 is a lefthand side elevational view;

FIG. 4 is a righthand side elevational view;

FIG. 5 is a top plan view;

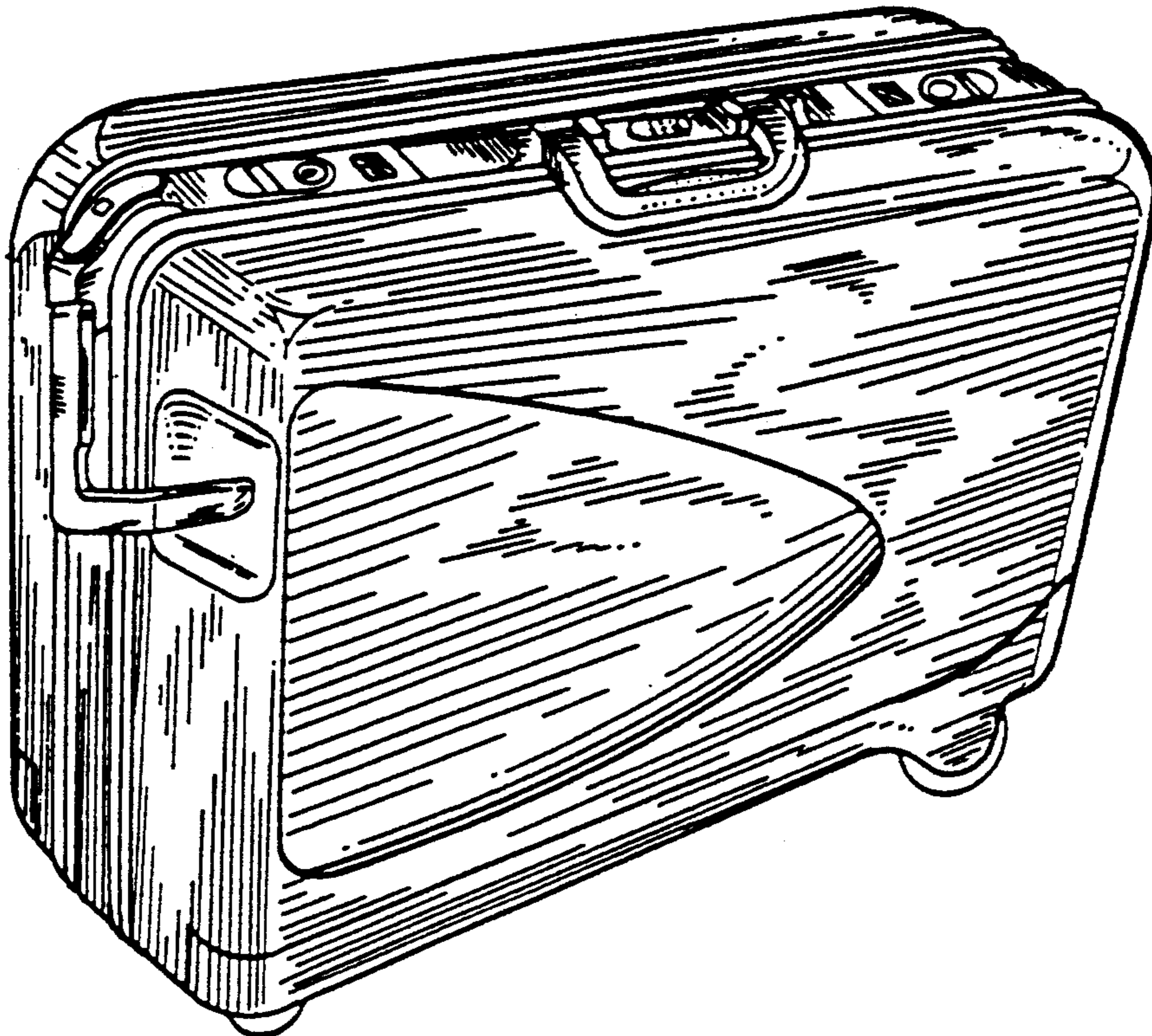
FIG. 6 is a bottom plan view; and,

FIG. 7 is a perspective view from the rear side.

[56] **References Cited**

U.S. PATENT DOCUMENTS

D. 190,271	5/1961	Sherman	D3/76
D. 280,680	9/1985	Bomez et al.	D3/76
D. 299,589	1/1989	Uchiyama	D3/76
D. 310,450	9/1990	Castelli et al.	D3/76
D. 320,503	10/1991	Jiang	D3/76



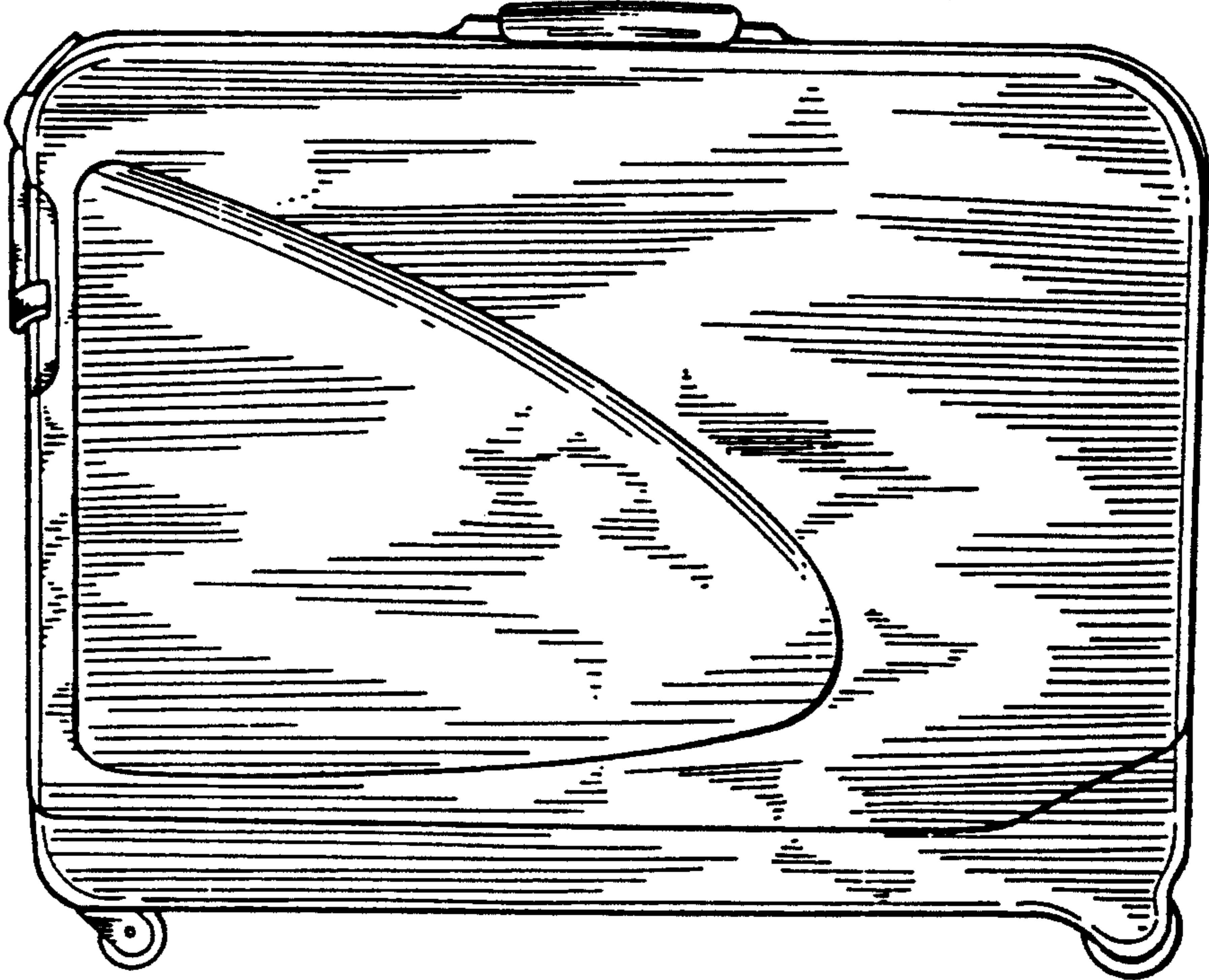


FIG. 1

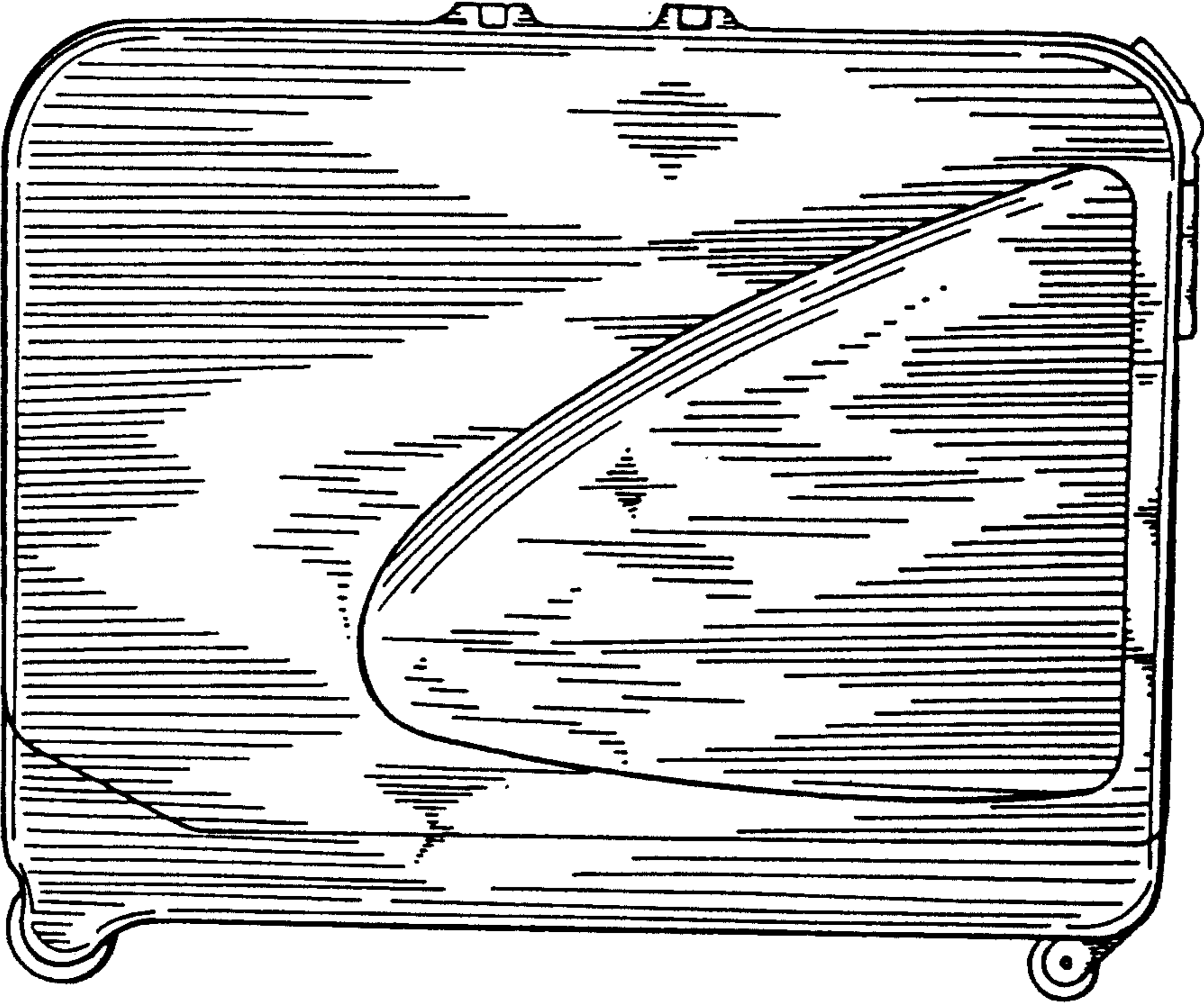


FIG. 2




FIG.4




FIG.3




FIG. 5

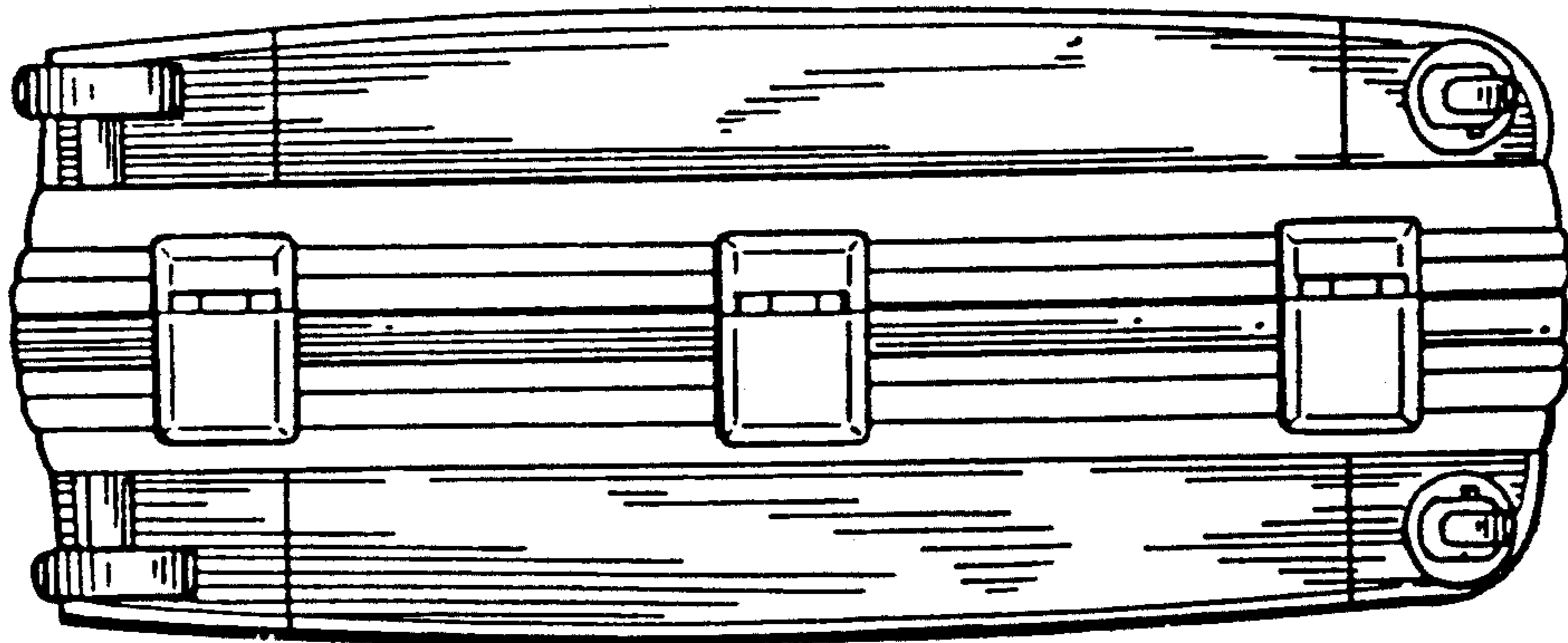


FIG. 6




FIG. 7