



US00D348766S

# United States Patent [19]

[11] Patent Number: **Des. 348,766**

**Bevier et al.**

[45] Date of Patent: **\*\* Jul. 19, 1994**

[54] **SHOE UPPER**

[75] Inventors: **Joseph Bevier, Tigard; Daniel Richard, West Linn, both of Oreg.**

[73] Assignee: **Avia Group International, Inc., Portland, Oreg.**

[\*\*] Term: **14 Years**

[21] Appl. No.: **15,172**

[22] Filed: **Nov. 9, 1993**

**Related U.S. Application Data**

[63] Division of Ser. No. 29/010,064, Jun. 29, 1993, Pat. D342,824.

[52] U.S. Cl. .... **D2/970; D2/911**

[58] Field of Search ..... **D2/896, 902, 909-911, D2/969, 970, 973; 36/45, 50.1, 83, 84, 89, 102-107, 112-114, 132, 136, 58.5**

[56] **References Cited**

**U.S. PATENT DOCUMENTS**

- D. 265,521 7/1982 Vermonet .
- D. 266,286 9/1982 Vermonet .
- D. 270,111 8/1983 Migdow .
- D. 283,173 4/1986 Malone .
- D. 300,181 3/1989 Jimenez .
- D. 301,798 6/1989 Jonah .
- D. 301,935 7/1989 Jonah .
- D. 310,291 9/1990 Selbiger .
- D. 311,809 11/1990 Jimenez .
- D. 315,441 3/1991 Hatfield .
- D. 319,916 9/1991 Bathurst et al. .
- D. 329,527 9/1992 Cohen .
- D. 329,935 10/1992 Barret .

- D. 330,109 10/1992 Hatfield ..... D2/970
- D. 330,626 11/1992 McDonald et al. .... D2/970
- D. 336,358 6/1993 Hatfield ..... D2/973
- D. 340,347 10/1993 Close ..... D2/970
- D. 342,604 12/1993 Avar ..... D2/970
- D. 343,277 1/1994 Richard et al. .... D2/970
- 472,711 4/1982 Miles .
- 1,131,509 3/1915 Hansen .
- 1,162,011 11/1915 Anderson .
- 1,439,806 12/1922 Elias .
- 1,457,402 6/1923 Smith .
- 1,541,161 6/1925 Mancuso et al. .
- 4,114,297 9/1978 Famolare, Jr. .... 36/50.1
- 4,486,965 12/1984 Friton ..... 36/50.1
- 4,541,186 9/1985 Mulvihill ..... 36/114
- 4,592,154 6/1986 Oatman ..... 36/114
- 4,642,914 2/1987 Caldeira ..... 36/50.1
- 5,074,059 12/1991 Melcher ..... 36/58.5


*Primary Examiner*—Louis S. Zarfaz  
*Attorney, Agent, or Firm*—Sterne, Kessler, Goldstein & Fox

[57] **CLAIM**

The ornamental design for a shoe upper, as shown and described.

**DESCRIPTION**

FIG. 1 is a left side elevational view of a shoe upper showing our new design; FIG. 2 is a right side elevational view thereof; FIG. 3 is a top plan view thereof; FIG. 4 is a front elevational view thereof; and, FIG. 5 is a rear elevational view thereof. The broken line showing of a shoe sole in FIGs. 1-5 is environmental only and forms no part of the claimed design.






FIG. 1




FIG. 2

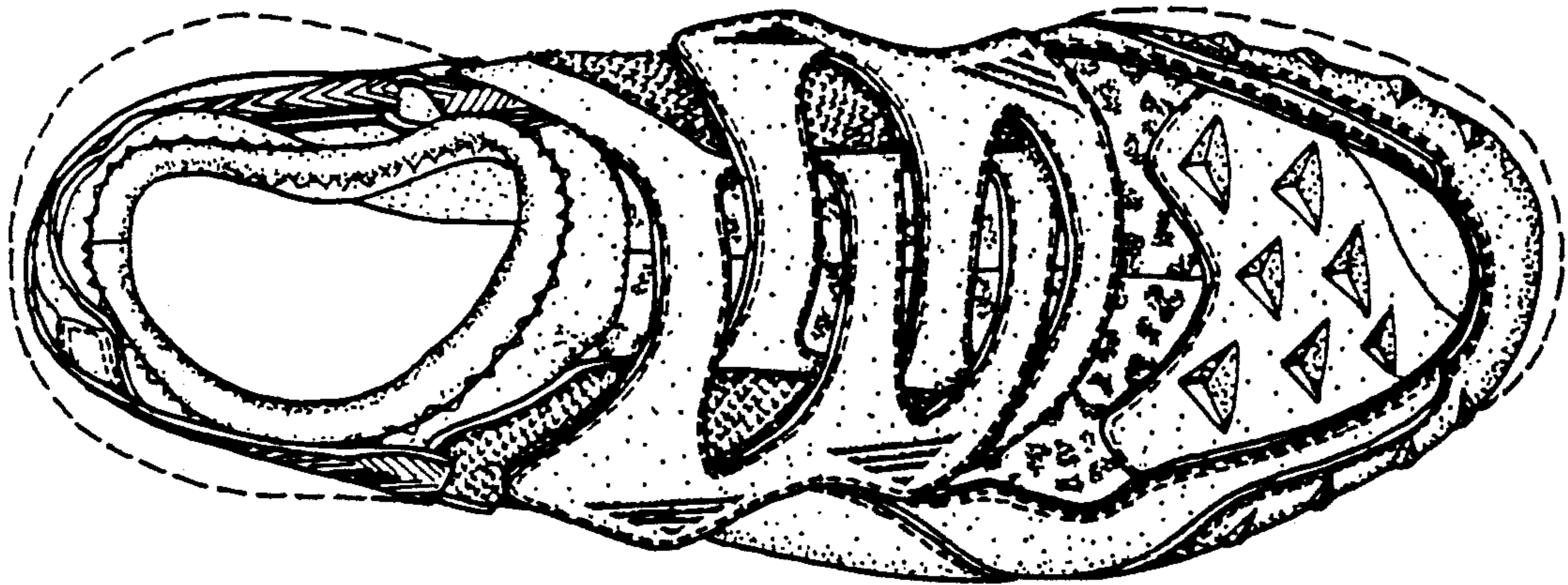


FIG. 3

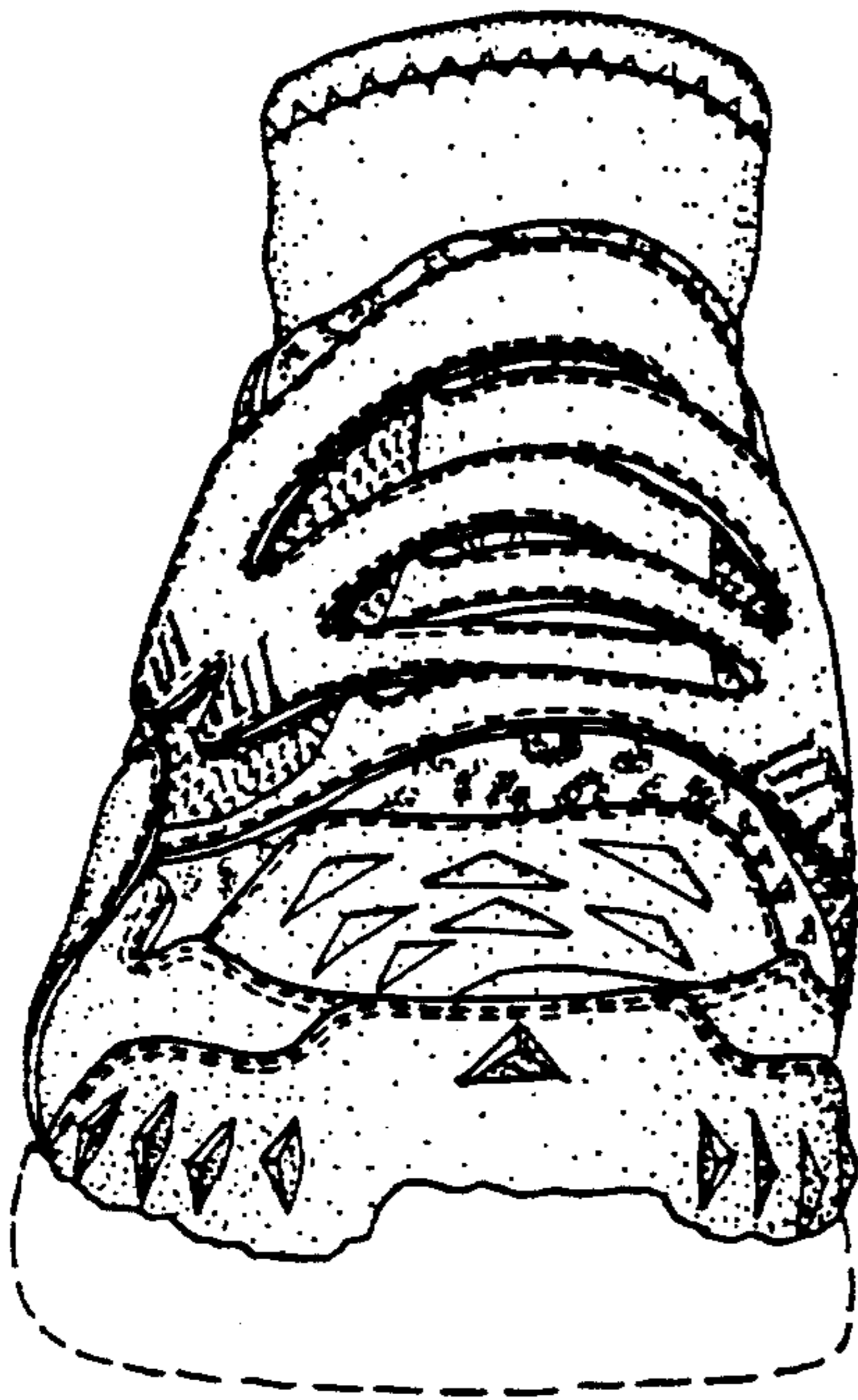


FIG. 4

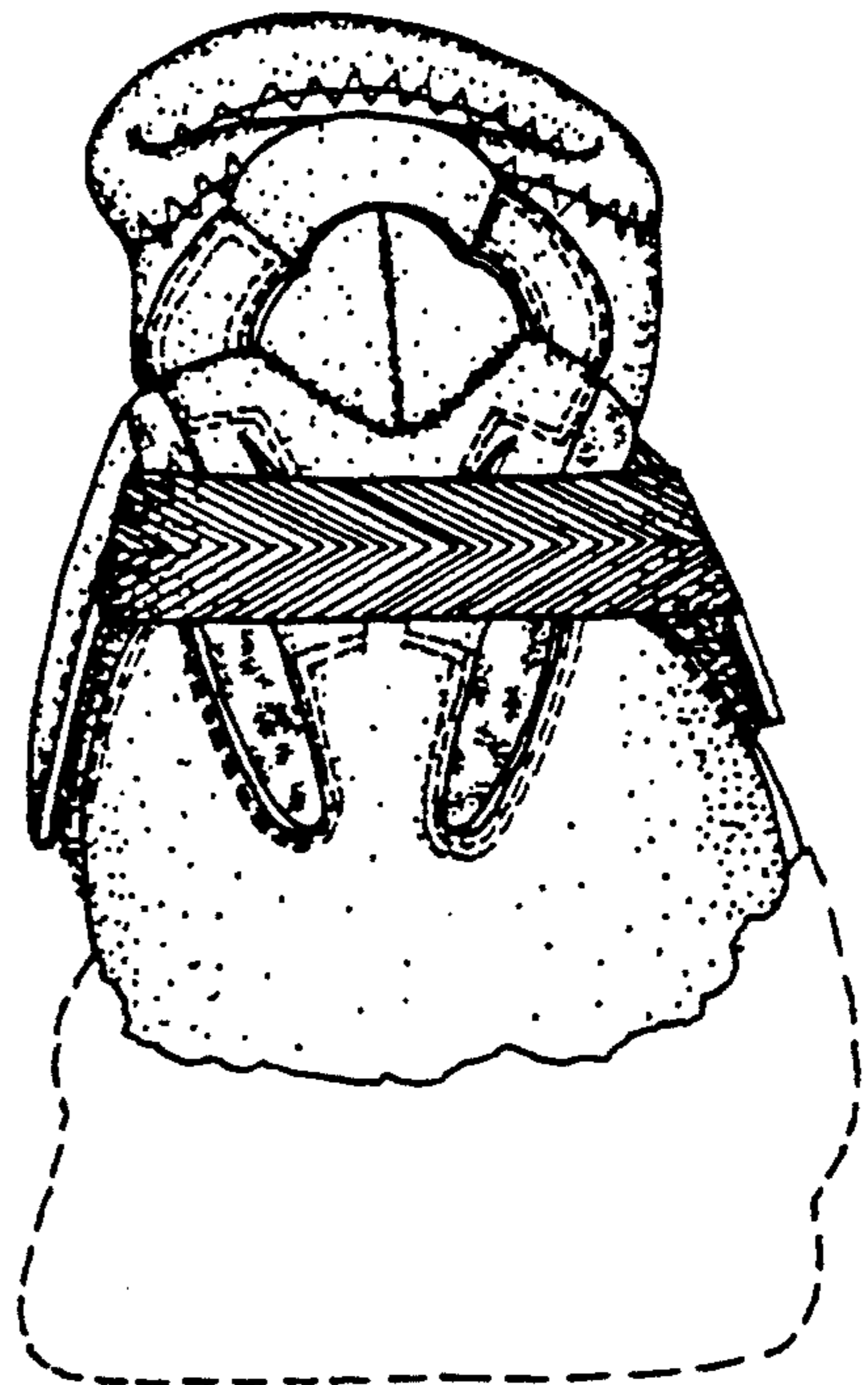


FIG. 5