



US00D348756S

United States Patent [19]

Barrett et al.

[11] Patent Number: Des. 348,756

[45] Date of Patent: ** Jul. 12, 1994

[54] ESCALATOR HANDRAIL ENTRY HOUSING

[56]

References Cited

U.S. PATENT DOCUMENTS

[75] Inventors: Dale R. Barrett, Berlin; Gerald E. Johnson, Farmington; Ronald Laliberte, Waterbury; John T. Pitts, W. Hartford; Frank M. Sansevero, Glastonbury, all of Conn.; Willy Adrian, Obernkirchen, Fed. Rep. of Germany; Gerald Wente, Pohle, Fed. Rep. of Germany; R. Zimmerman, Beimerstetien, Fed. Rep. of Germany

D. 296,374	6/1988	Hermann et al.	D34/30
D. 298,375	11/1988	Hermann	D34/30
D. 318,357	7/1991	Adrian et al.	D34/28
D. 344,384	2/1994	Yamamoto et al.	D34/300
3,970,187	7/1976	Esaki et al.	198/338
3,989,133	11/1976	Courson et al.	198/335
5,156,252	10/1992	Mello et al.	198/338

Primary Examiner—Wallace R. Burke

Assistant Examiner—Robin V. Taylor

[73] Assignee: Otis Elevator Company, Farmington, Conn.

[**] Term: 14 Years

[21] Appl. No.: 10,522

[22] Filed: Jul. 9, 1993

[52] U.S. Cl. D34/30

[58] Field of Search 198/331, 335, 336, 338, 198/321; D34/30

[57] CLAIM

The ornamental design for an escalator handrail entry housing, as shown and described.

DESCRIPTION

FIG. 1 is a perspective view of the escalator handrail entry housing showing the left side and top;

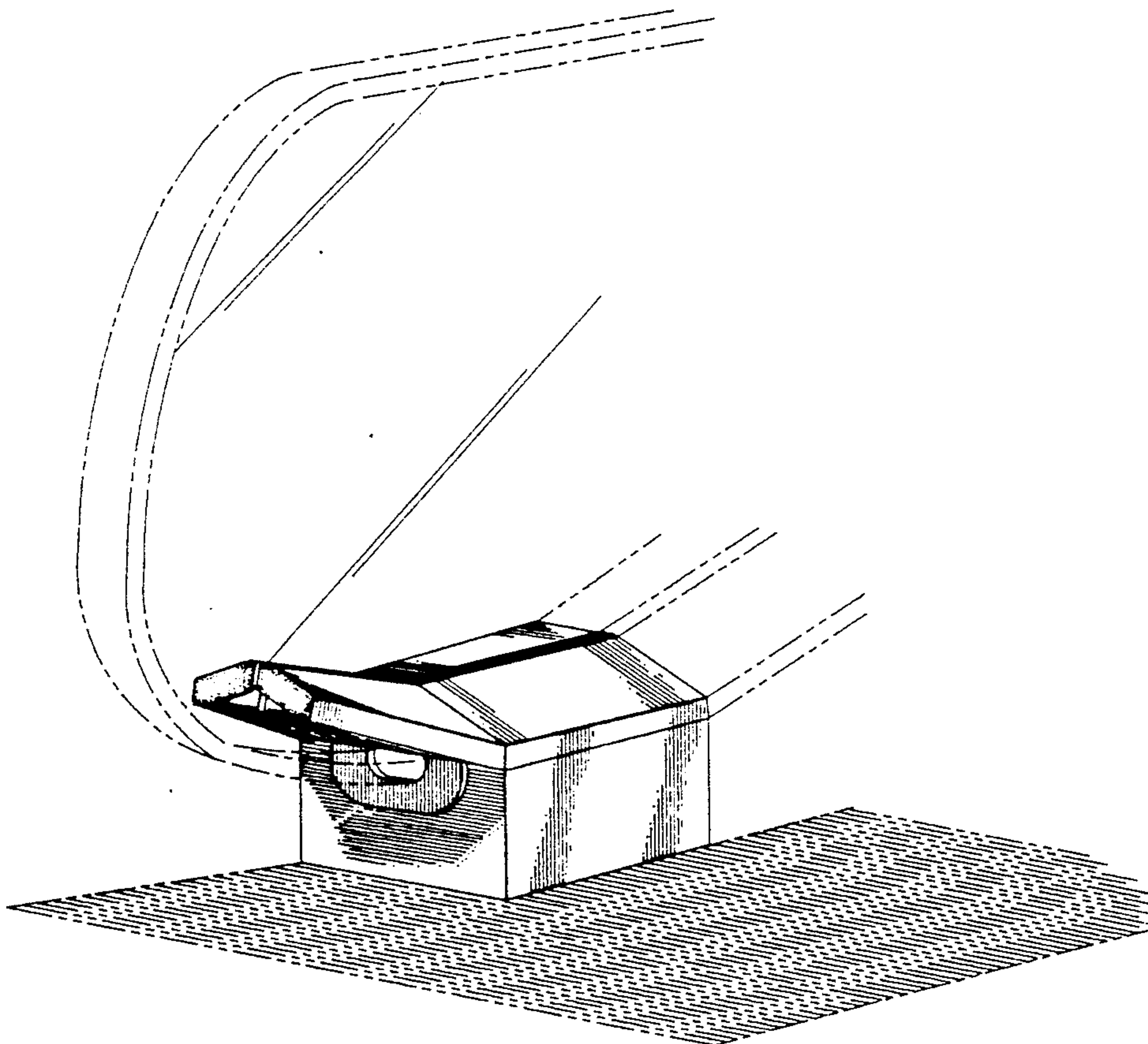
FIG. 2 is an enlarged view of FIG. 1;

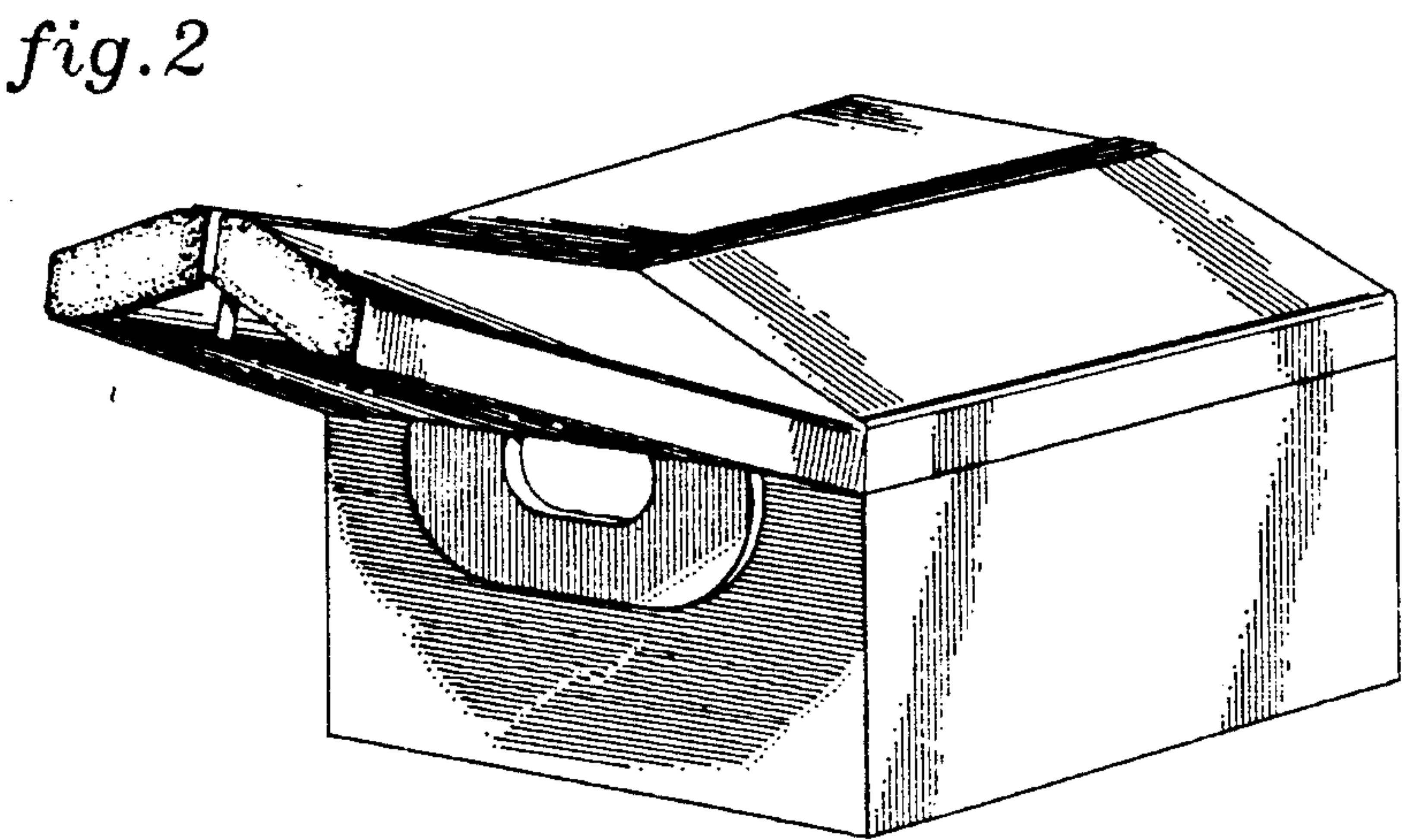
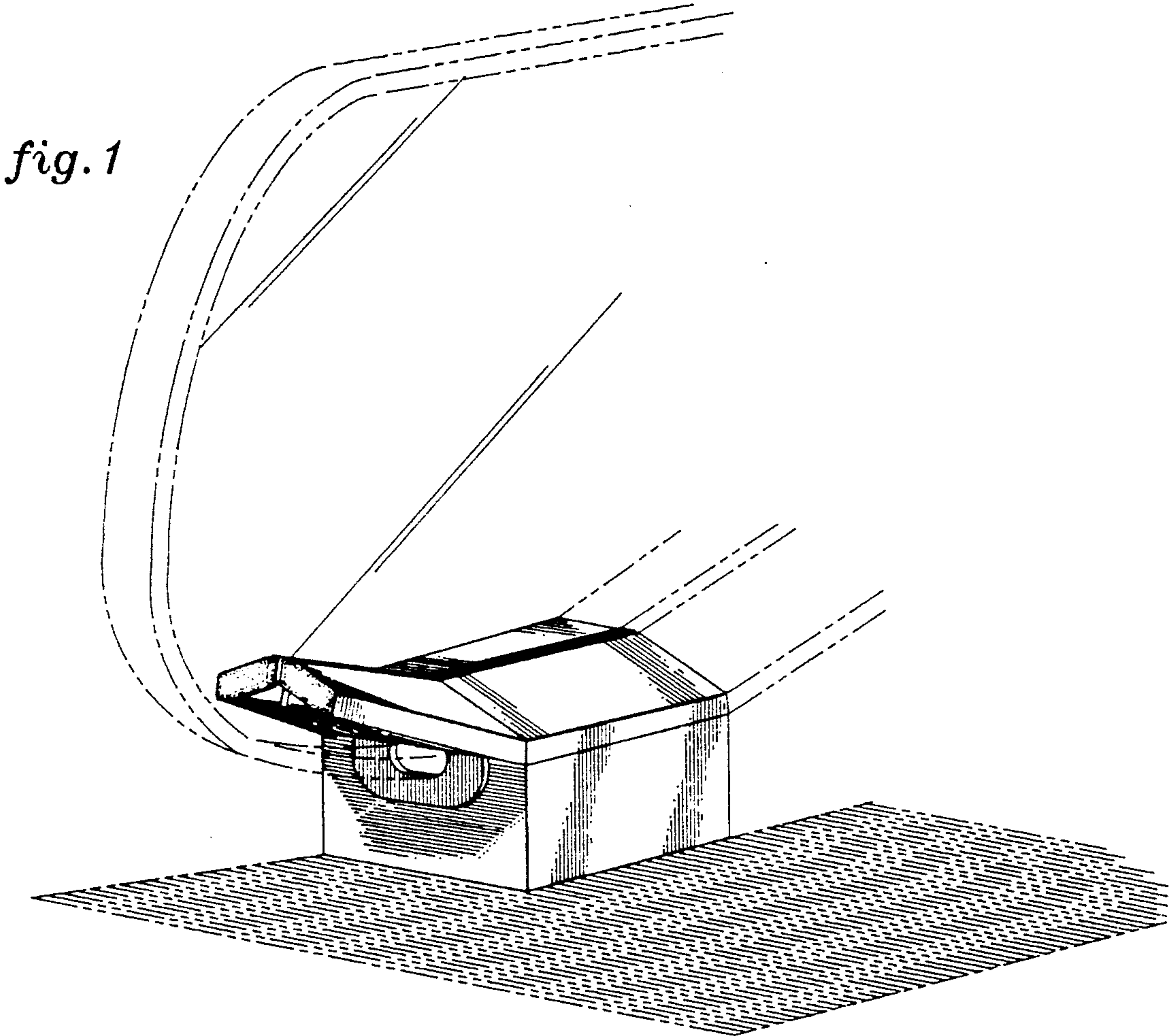
FIG. 3 is a top view of the escalator handrail entry housing; and,

FIG. 4 is perspective view of the escalator handrail entry housing showing the front and right sides.

The broken lines shown in the drawings illustrate the environment upon which the article is mounted and are not a part of the claimed design.

The undisclosed rear is open and unornamented.





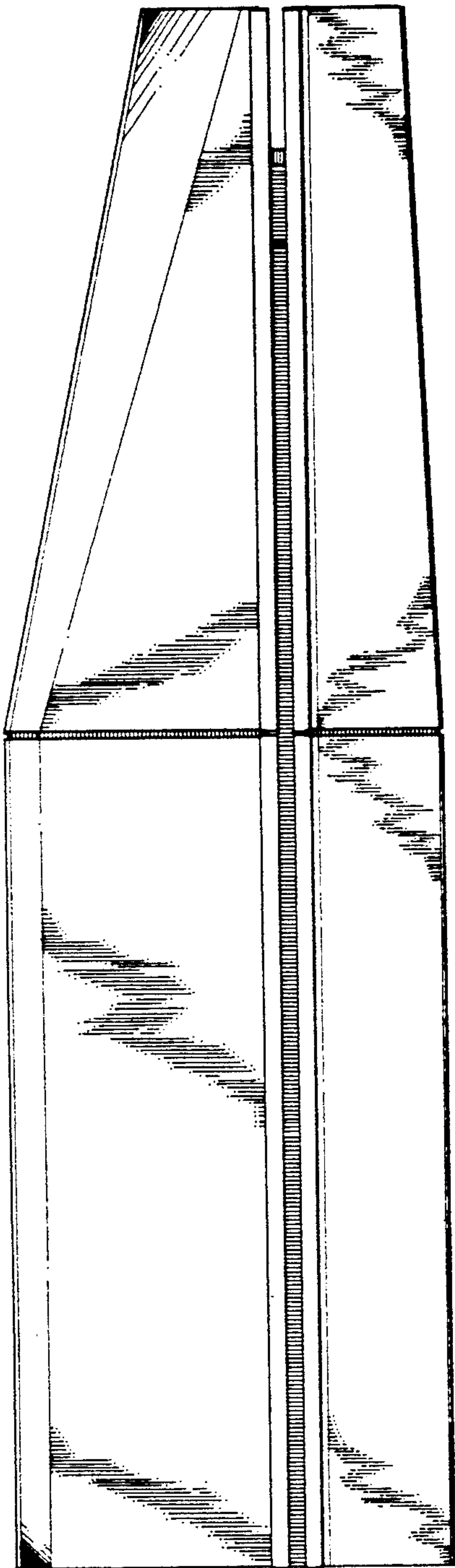


fig. 3

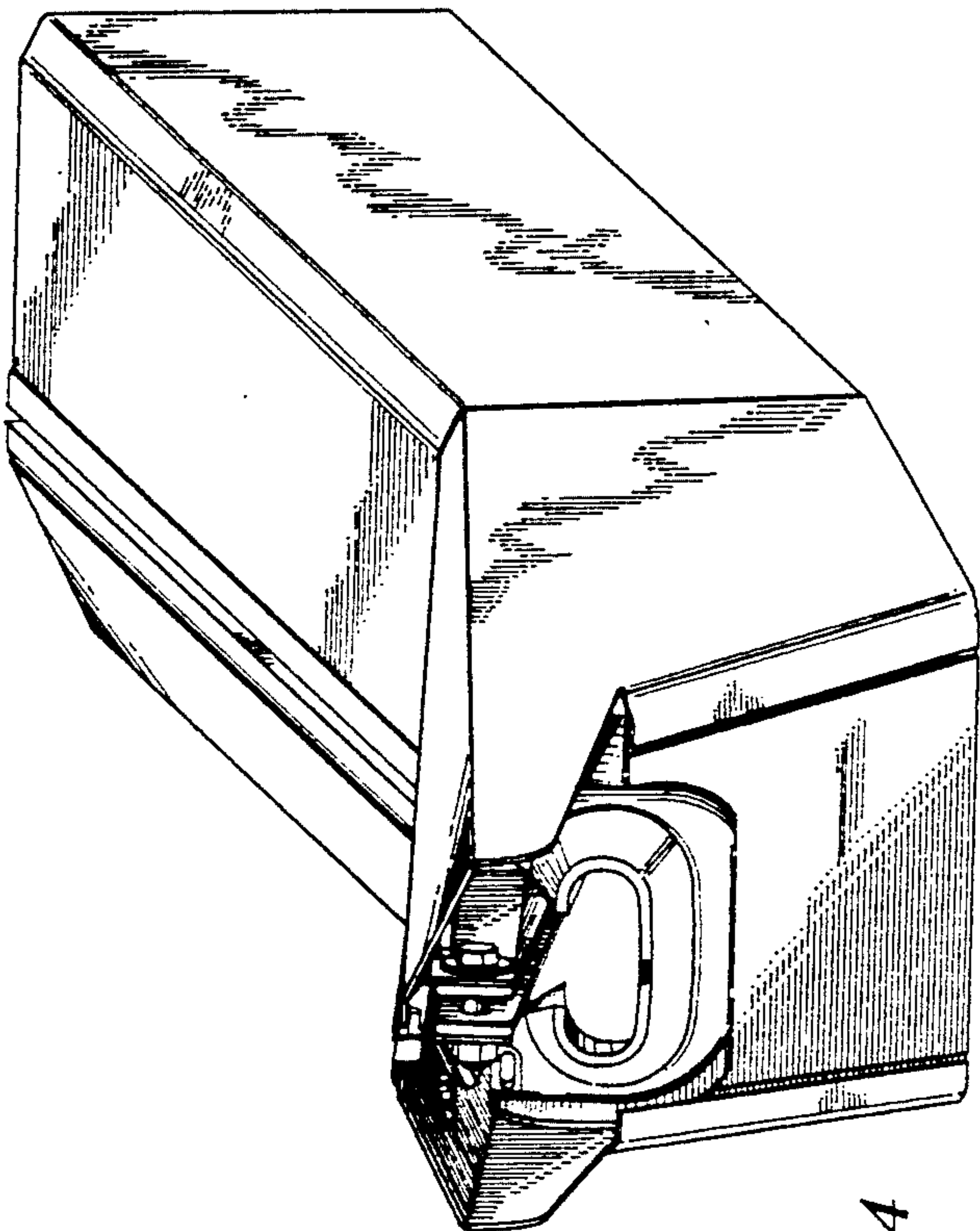


fig. 4

UNITED STATES PATENT AND TRADEMARK OFFICE
CERTIFICATE OF CORRECTION

PATENT NO. : D 348,756

Page 1 of 3

DATED : July 12, 1994

INVENTOR(S) : Dale R. Barrett, et al

It is certified that error appears in the above-identified patent and that said Letters Patent is hereby corrected as shown below:

The title page showing the illustrative figure should be deleted to be replaced with the attached title page.

Drawing sheets, consisting of Figs. 1 and 2, should be deleted to be replaced with the Drawing Sheets, consisting of Figs. 1-2, as shown on the attached page.

Signed and Sealed this

Twenty-second Day of November, 1994

Attest:



BRUCE LEHMAN

Attesting Officer

Commissioner of Patents and Trademarks

United States Patent [19]

Barrett et al.

[11] Patent Number: Des. 348,756

[45] Date of Patent: ** Jul. 12, 1994

[54] ESCALATOR HANDRAIL ENTRY HOUSING

[56]

References Cited

U.S. PATENT DOCUMENTS

[75] Inventors: Dale R. Barrett, Berlin; Gerald E. Johnson, Farmington; Ronald Laliberte, Waterbury; John T. Pitts, W. Hartford; Frank M. Sansevero, Glastonbury, all of Conn.; Willy Adrian, Obernkirchen, Fed. Rep. of Germany; Gerald Wente, Pohle, Fed. Rep. of Germany; R. Zimmerman, Beimerstetien, Fed. Rep. of Germany

[73] Assignee: Otis Elevator Company, Farmington, Conn.

[**] Term: 14 Years

[21] Appl. No.: 10,522

[22] Filed: Jul. 9, 1993

[52] U.S. Cl. D34/30

[58] Field of Search 198/331, 335, 336, 338, 198/321; D34/30

D. 296,374	6/1988	Hermann et al.	D34/30
D. 298,375	11/1988	Hermann	D34/30
D. 318,357	7/1991	Adrian et al.	D34/28
D. 344,384	2/1994	Yamamoto et al.	D34/300
3,970,187	7/1976	Esaki et al.	198/338
3,989,133	11/1976	Courson et al.	198/335
5,156,252	10/1992	Mello et al.	198/338

Primary Examiner—Wallace R. Burke

Assistant Examiner—Robin V. Taylor

[57]

CLAIM

The ornamental design for an escalator handrail entry housing, as shown and described.

DESCRIPTION

FIG. 1 is a perspective view of the escalator handrail entry housing showing the left side and top;

FIG. 2 is an enlarged view of FIG. 1;

FIG. 3 is a top view of the escalator handrail entry housing; and,

FIG. 4 is perspective view of the escalator handrail entry housing showing the front and right sides.

The broken lines shown in the drawings illustrate the environment upon which the article is mounted and are not a part of the claimed design.

The undisclosed rear is open and unornamented.

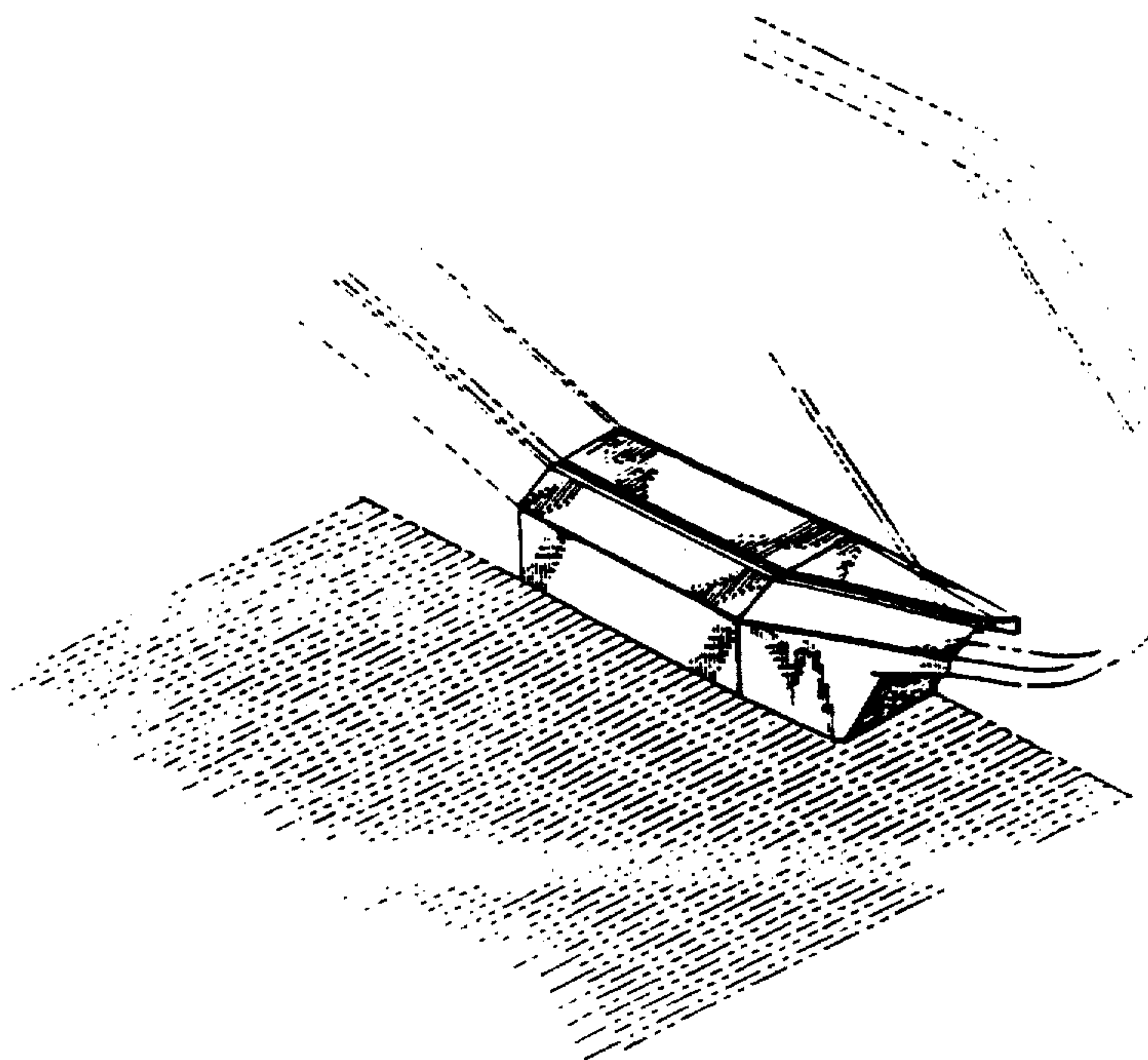


fig. 1

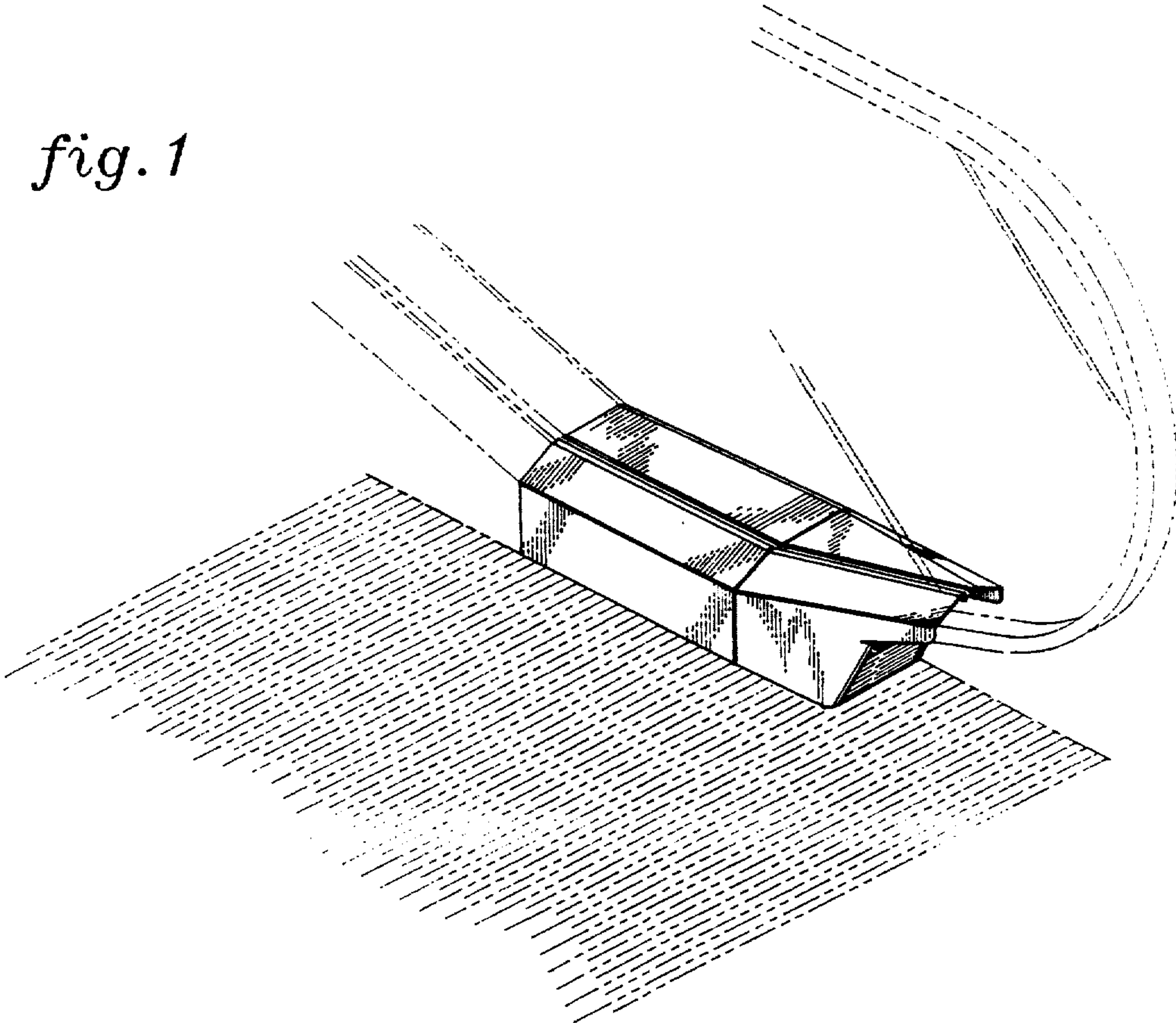


fig. 2

