



US00D348736S

United States Patent [19]

[11] Patent Number: **Des. 348,736**

Norris

[45] Date of Patent: **** Jul. 12, 1994**

[54] FENCE POST

[76] Inventor: **Clarence Norris**, 1109 Devonshire Dr., Montgomery, Ala. 36116

[**] Term: **14 Years**

[21] Appl. No.: **2,576**

[22] Filed: **Dec. 21, 1992**

[52] U.S. Cl. **D25/126**

[58] Field of Search **D8/354, 363, 378;**
256/22, 33, 34, 47, 65, 35, 32, 63, 64;
52/300-301; **D25/38-40, 42-46, 135, 126,**
131-132, 127

4,178,338	12/1979	Bondpers .	
4,496,511	1/1985	Virgili .	
4,595,176	6/1986	Crabtree	256/47
4,705,262	11/1987	Roberts	256/37
4,838,525	6/1989	Snow et al.	256/24
5,004,211	4/1991	Rayner	256/47

Primary Examiner—A. Hugo Word
Assistant Examiner—Doris Clark
Attorney, Agent, or Firm—Terry M. Gernstein

[57] CLAIM

The ornamental design for a fence post, as shown and described.

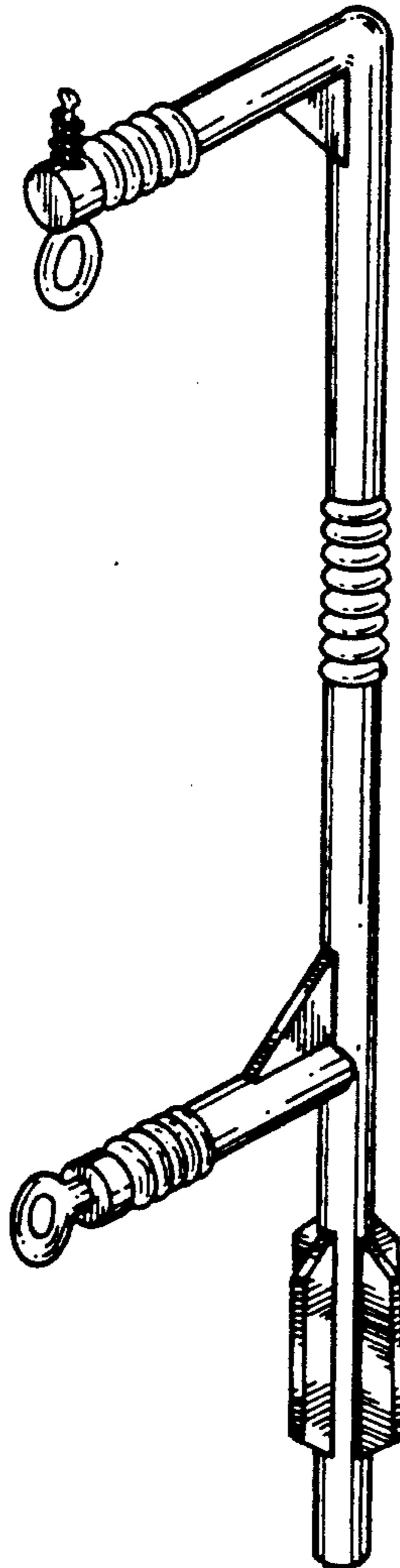
DESCRIPTION

FIG. 1 is a front, top and side perspective view of the fence post showing my new design;
FIG. 2 is a front elevational view thereof;
FIG. 3 is a rear elevational view thereof;
FIG. 4 is a side elevational view thereof, the side opposite being a mirror image of the side shown in FIG. 4;
FIG. 5 is a top plan view thereof; and,
FIG. 6 is a bottom plan view thereof.

[56] References Cited

U.S. PATENT DOCUMENTS

D. 269,912	7/1983	Aho	D25/131
289,033	11/1883	Shattuck	256/DIG. 5
305,571	9/1884	Cheney	256/32
2,578,165	12/1951	Bailey .	
3,001,765	9/1961	Shobert	D25/131
3,018,898	1/1962	Frazelle	D25/131



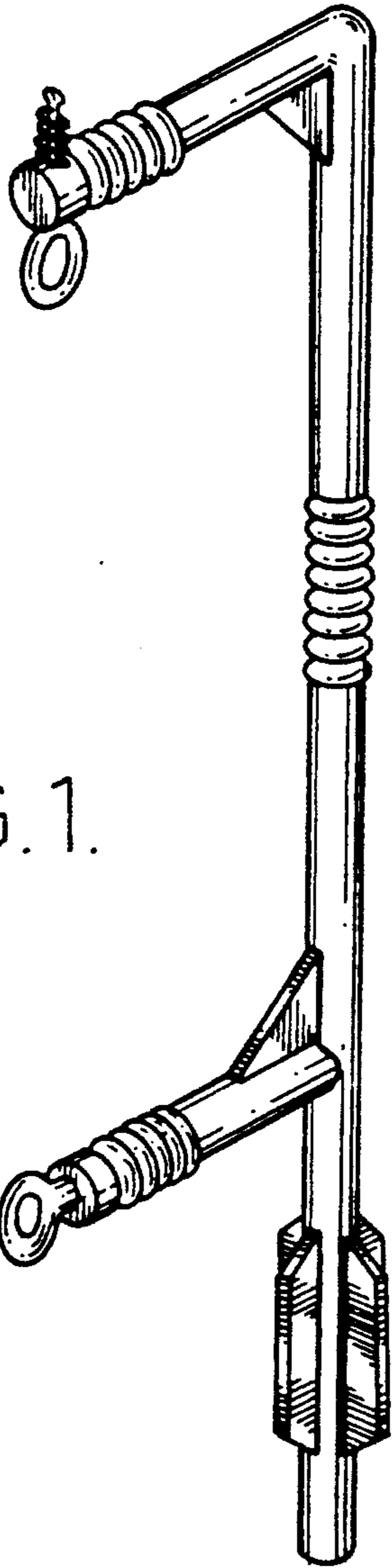


FIG. 1.

FIG. 2.

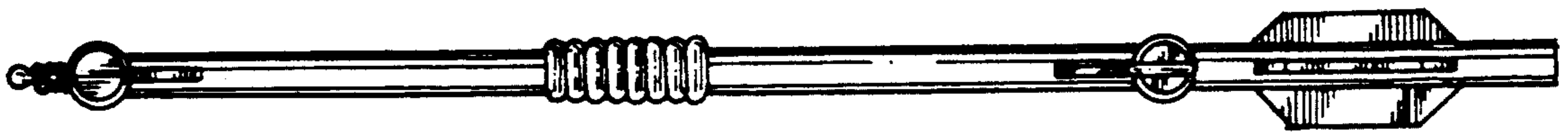


FIG. 4.

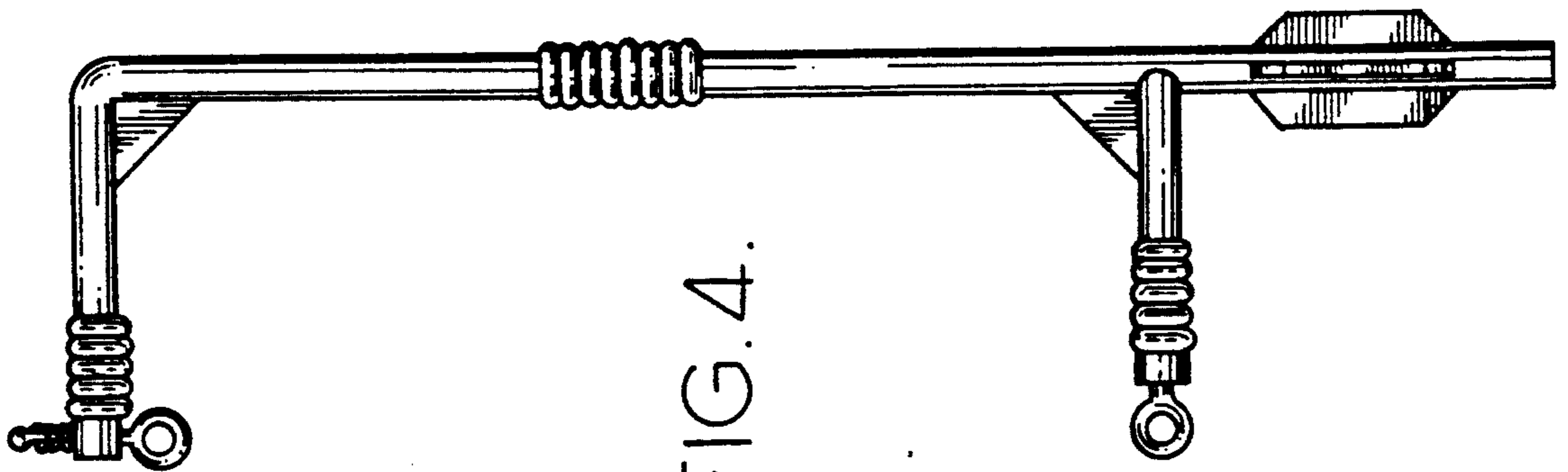




FIG. 5.




FIG. 6.



FIG. 3.