



US00D348730S

# United States Patent [19]

[11] Patent Number: **Des. 348,730**

Walker et al.

[45] Date of Patent: **\*\* Jul. 12, 1994**

[54] **PERISTALTIC INFUSION PUMP**

[75] Inventors: **Clarence L. Walker, Webster Groves; Richard A. Sunderland, Creve Coeur; Mark A. Davis, O'Fallon, all of Mo.**

[73] Assignee: **Sherwood Medical Company, St. Louis, Mo.**

[\*\*] Term: **14 Years**

[21] Appl. No.: **683,760**

[22] Filed: **Apr. 11, 1991**

**Related U.S. Application Data**

[63] Continuation-in-part of Ser. No. 538,791, Jun. 15, 1990, Pat. No. 5,057,081.

[52] U.S. Cl. .... **D24/111; D24/108**

[58] Field of Search ..... **128/DIG. 13, DIG. 12; 417/234, 360, 411, 474, 477; 604/151, 152, 153; D24/107, 108, 111, 128; D13/107, 108**

[56] **References Cited**

**U.S. PATENT DOCUMENTS**

D. 268,284	3/1983	Manno et al. ....	D24/111
D. 285,347	8/1986	Nelson et al. ....	D24/111
D. 291,119	7/1987	Campbell ....	D24/111
D. 306,758	3/1990	Stanley ....	D24/111
D. 312,879	12/1990	Aten ....	D24/111
2,693,765	11/1954	Petri ....	103/149

(List continued on next page.)

**FOREIGN PATENT DOCUMENTS**

0107440	5/1984	European Pat. Off. .
0173075	3/1986	European Pat. Off. .
57-203891	12/1982	Japan .
2208897	4/1989	United Kingdom .

**OTHER PUBLICATIONS**

"Frenta-System for Continuous Tube Feeding", Fresenius AG, ©1983.

*Primary Examiner*—A. Hugo Word  
*Assistant Examiner*—I. Simmons  
*Attorney, Agent, or Firm*—Montgomery W. Smith; Richard D. Allison; Gene B. Kartchner

[57] **CLAIM**

The ornamental design for a peristaltic infusion pump, as shown and described.

**DESCRIPTION**

FIG. 1 is a front elevational view of our new peristaltic infusion pump, with the swing arm portion of the invention in the closed position;

FIG. 2 is a rear elevational view thereof, with the swing arm portion of the invention in the closed position;

FIG. 3 is a top elevational view thereof, with the swing arm portion of the invention in the closed position;

FIG. 4 is a bottom plan view thereof, with the swing arm portion of the invention in the closed position;

FIG. 5 is a right side elevational view thereof, with the swing arm portion of the invention in the closed position;

FIG. 6 is a left side elevational view thereof, with the swing arm portion of the invention in the closed position;

FIG. 7 is a front elevational view thereof, with the swing arm portion of the invention in an open position;

FIG. 8 is a top elevational view thereof, with the swing arm portion of the invention in an open position;

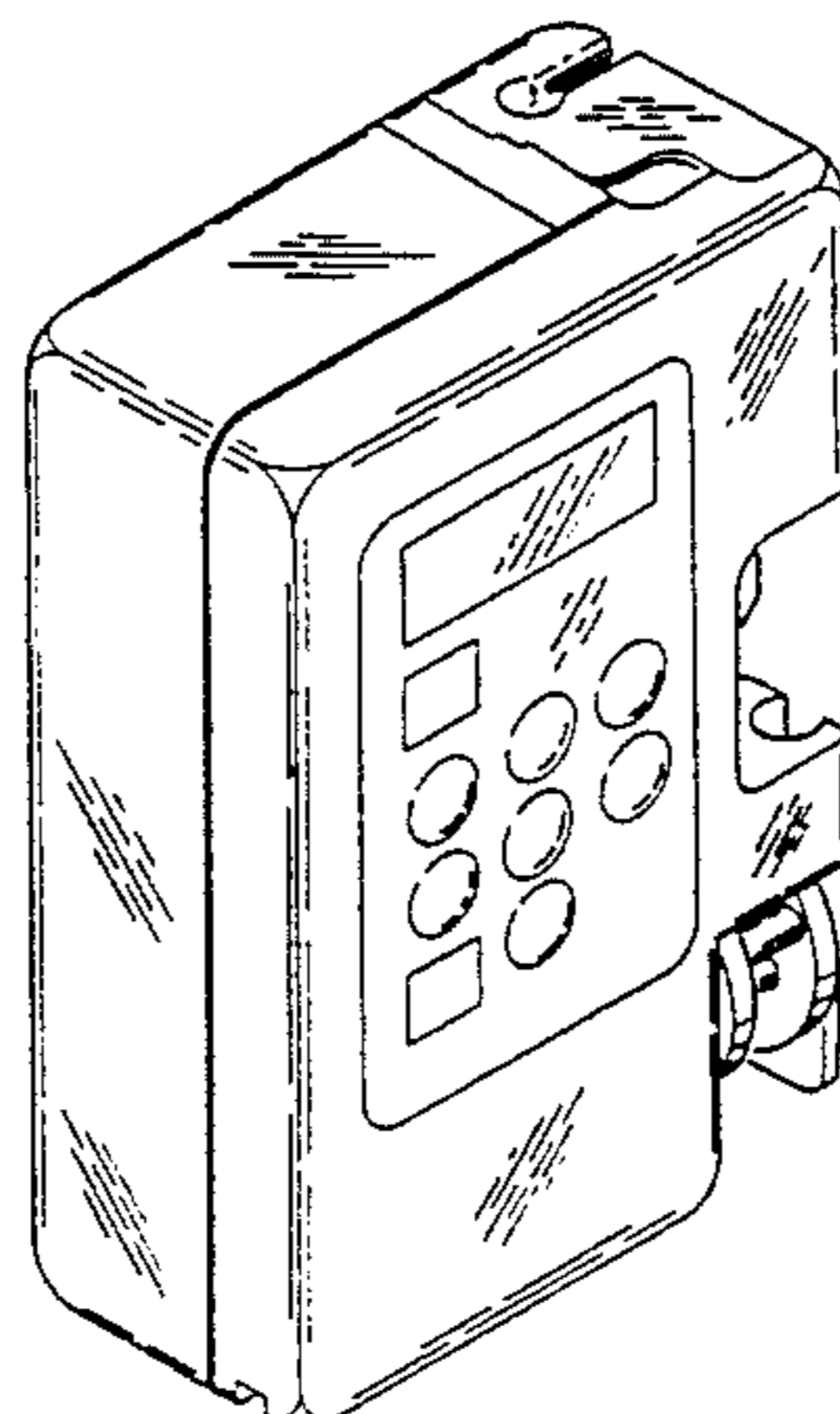
FIG. 9 is a right side elevational view thereof, with the swing arm portion of the invention in an open position;

FIG. 10 is a left side elevational view thereof, with the swing arm portion of the invention in an open position;

FIG. 11 is a bottom plan view thereof, with the swing arm portion of the invention in an open position;

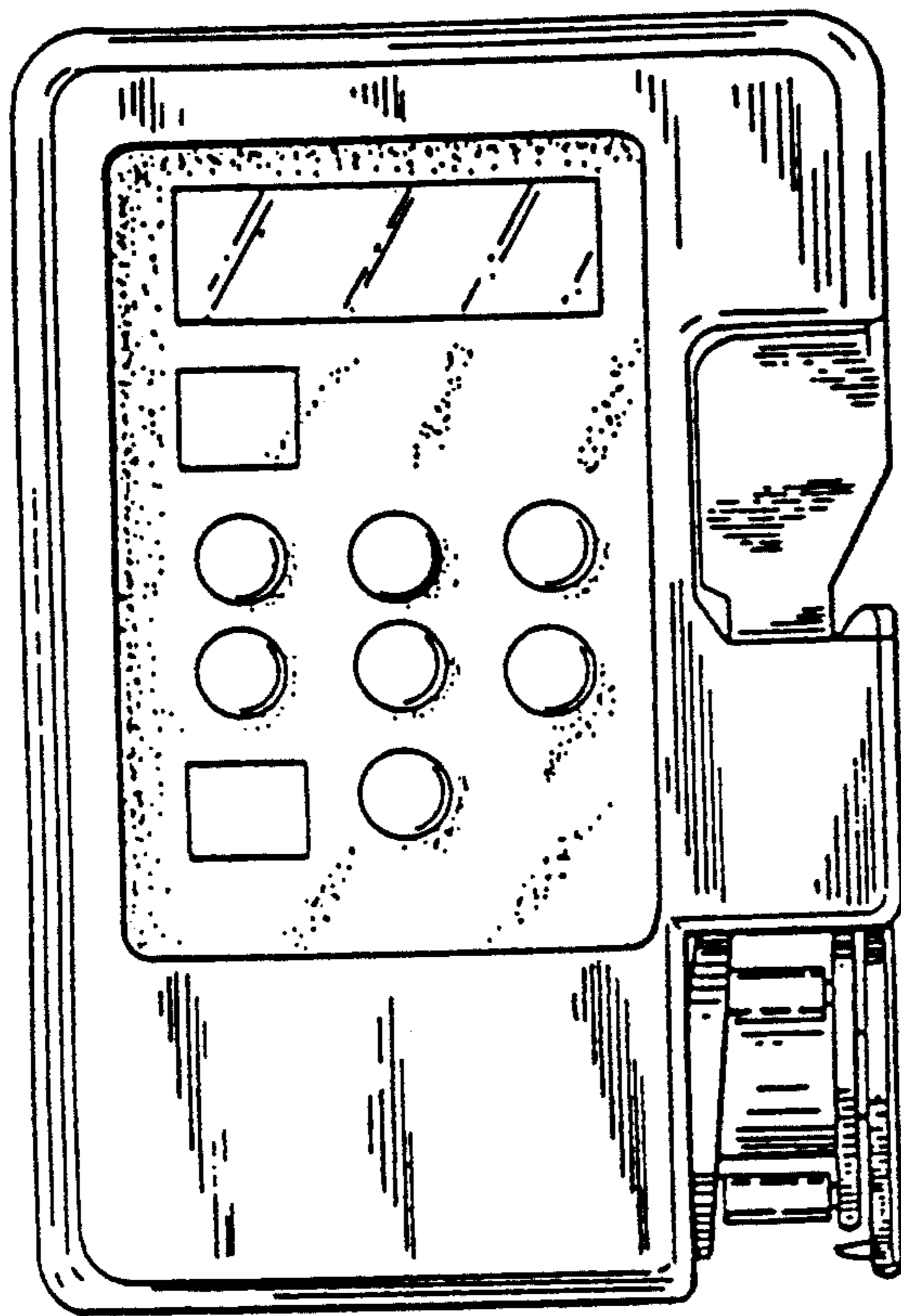
FIG. 12 is a perspective view thereof, with the swing arm portion of the invention in a closed position; and,

FIG. 13 is a perspective view thereof, with the swing arm portion of the invention in an open position.




## U.S. PATENT DOCUMENTS

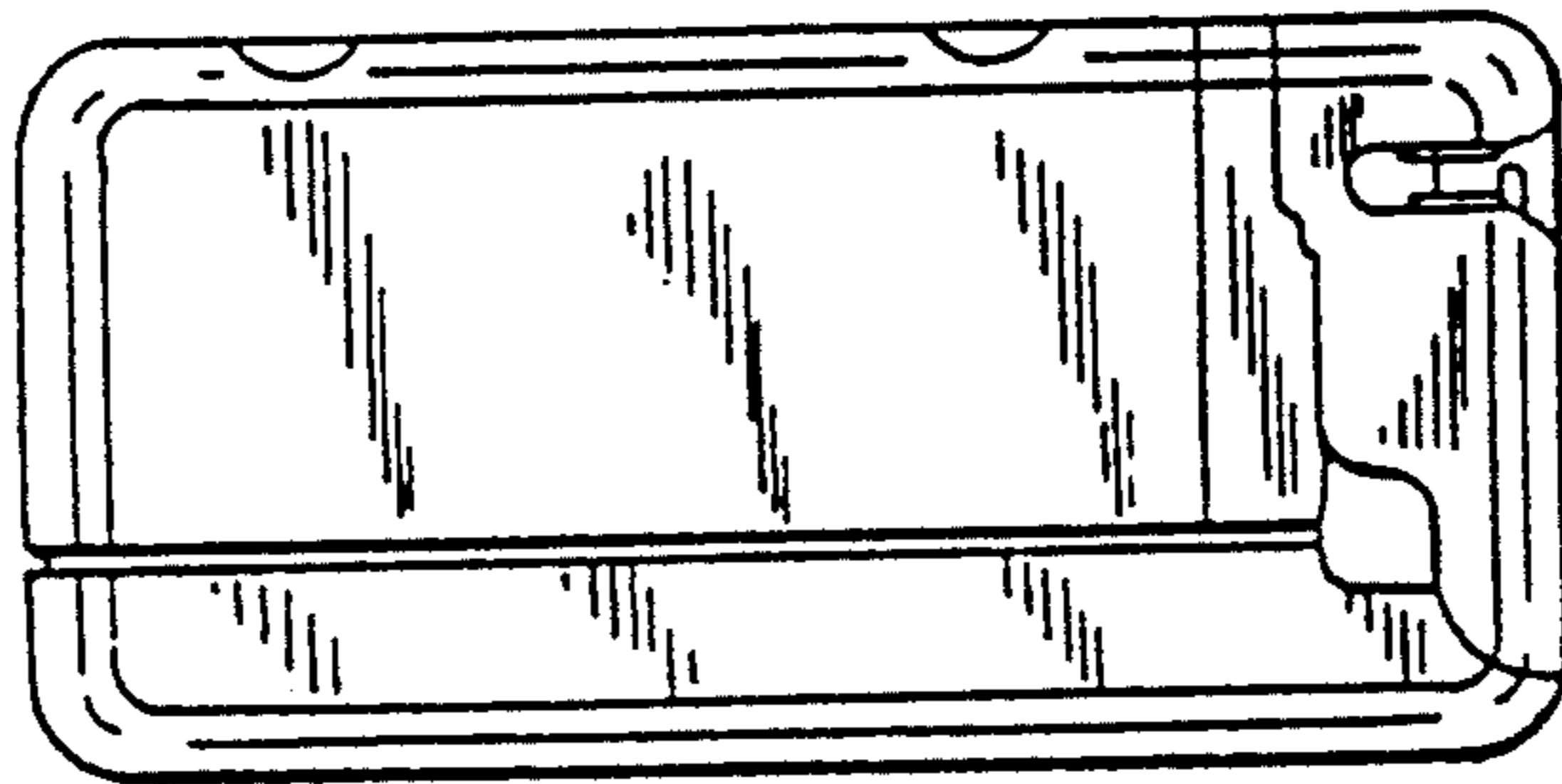
3,848,592	11/1974	Willock .....	128/214 R	4,363,609	12/1982	Cosentino et al. ....	417/477
3,912,168	10/1975	Mullins et al. ....	239/102	4,460,358	7/1984	Somerville et al. ....	604/250
3,927,955	12/1975	Spinosa et al. ....	417/477	4,472,116	9/1984	Wenstrup .....	417/477
3,963,023	6/1976	Hankinson .....	128/214 F	4,479,797	10/1984	Kobayashi et al. ....	604/153
4,025,241	5/1977	Clemens .....	417/477	4,482,347	11/1984	Borsanyi .....	604/153
4,138,205	2/1979	Wallach .....	417/360	4,493,706	1/1985	Borsanyi et al. ....	604/153
4,179,249	12/1979	Guttman .....	417/477	4,515,535	5/1985	D'Silva .....	417/360
4,184,815	1/1980	Casson et al. ....	417/477	4,540,351	9/1985	Olson .....	417/476
4,187,057	2/1980	Xanthopoulos .....	417/63	4,552,516	11/1985	Stanley .....	417/477
4,189,286	2/1980	Murry et al. ....	417/477	4,558,996	12/1985	Becker .....	417/374
4,201,525	5/1980	Brown et al. ....	417/477	4,559,040	12/1985	Horres et al. ....	604/153
4,210,138	7/1980	Jess et al. ....	128/214 E	4,599,055	7/1986	Dykstra .....	417/477
4,217,993	8/1980	Jess et al. ....	222/14	4,653,987	3/1987	Tsuji et al. ....	417/360
4,231,725	11/1980	Hogan .....	417/477	4,720,249	1/1988	Krebs et al. ....	417/477
4,239,464	12/1980	Hein .....	417/474	4,728,265	3/1988	Cannon .....	417/474 X
4,256,442	3/1981	Lamadrid et al. ....	417/477	4,758,228	7/1988	Williams .....	604/153
4,278,085	7/1981	Shim .....	417/477 X	4,813,855	3/1989	Leveen et al. ....	417/477
				4,832,584	5/1989	Nassif .....	417/477
				4,913,703	4/1990	Pasqualucci et al. ....	604/153
				4,925,376	5/1990	Kahler .....	417/477



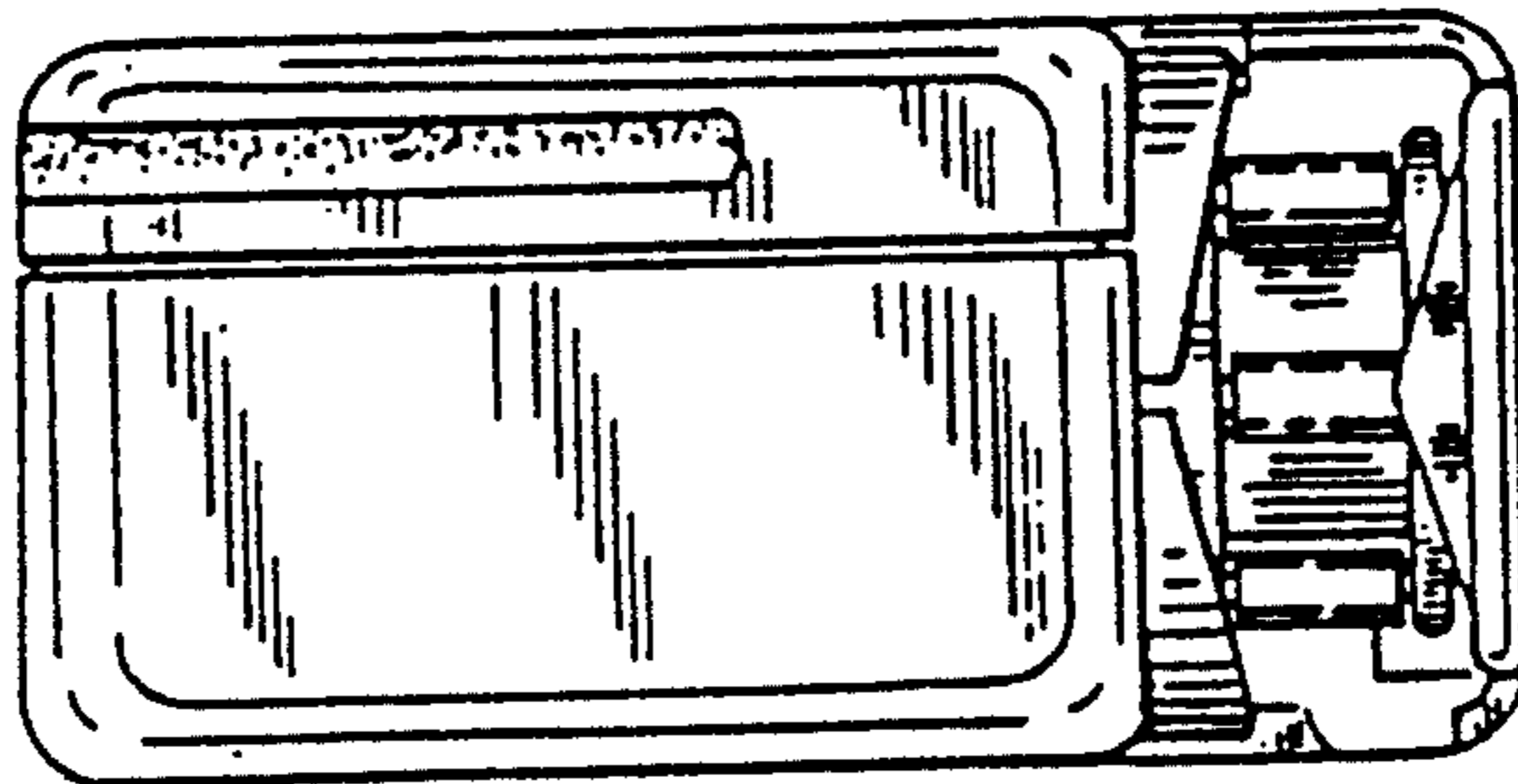
*Fig. 1.*



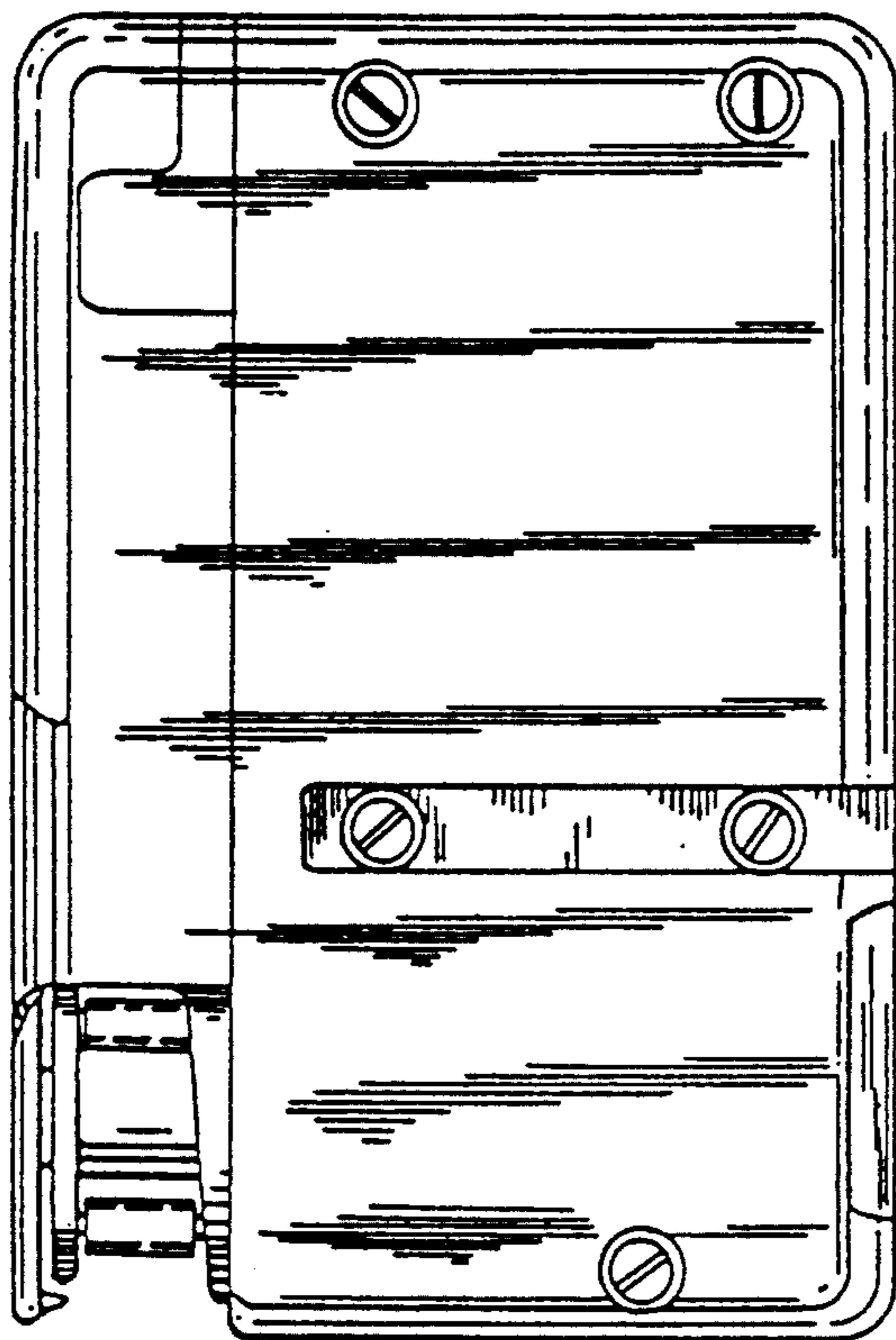
*Fig. 5.*



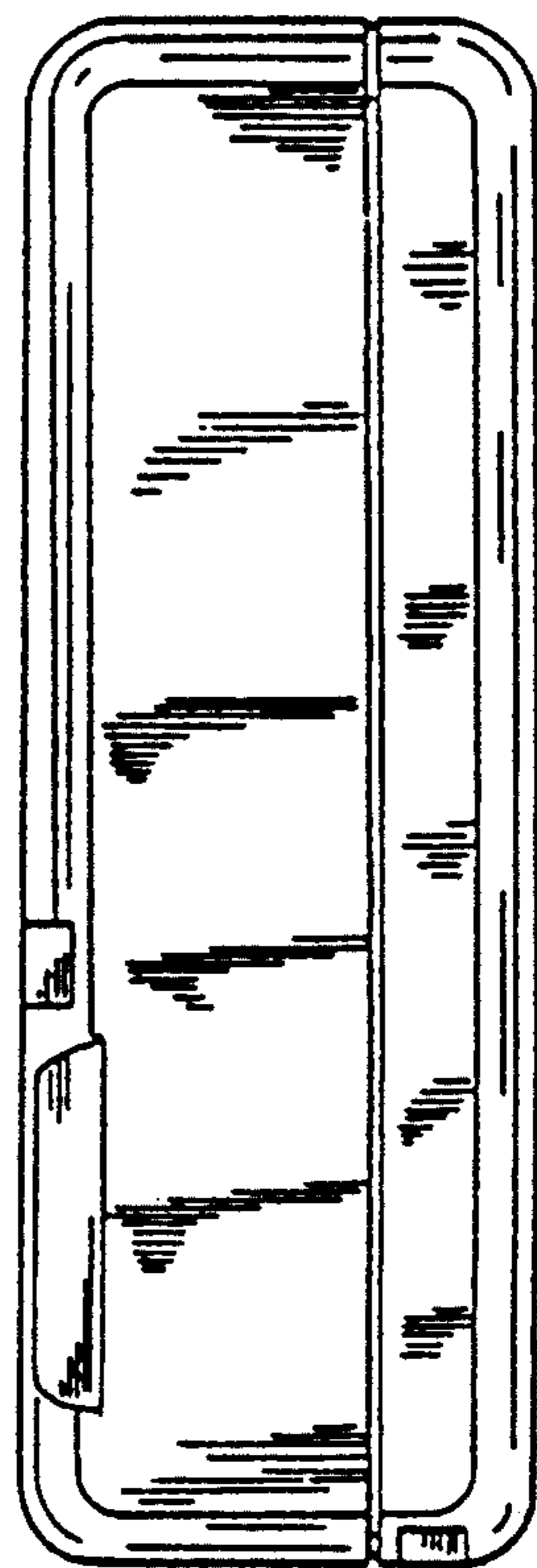
*Fig. 3.*



*Fig. 4.*

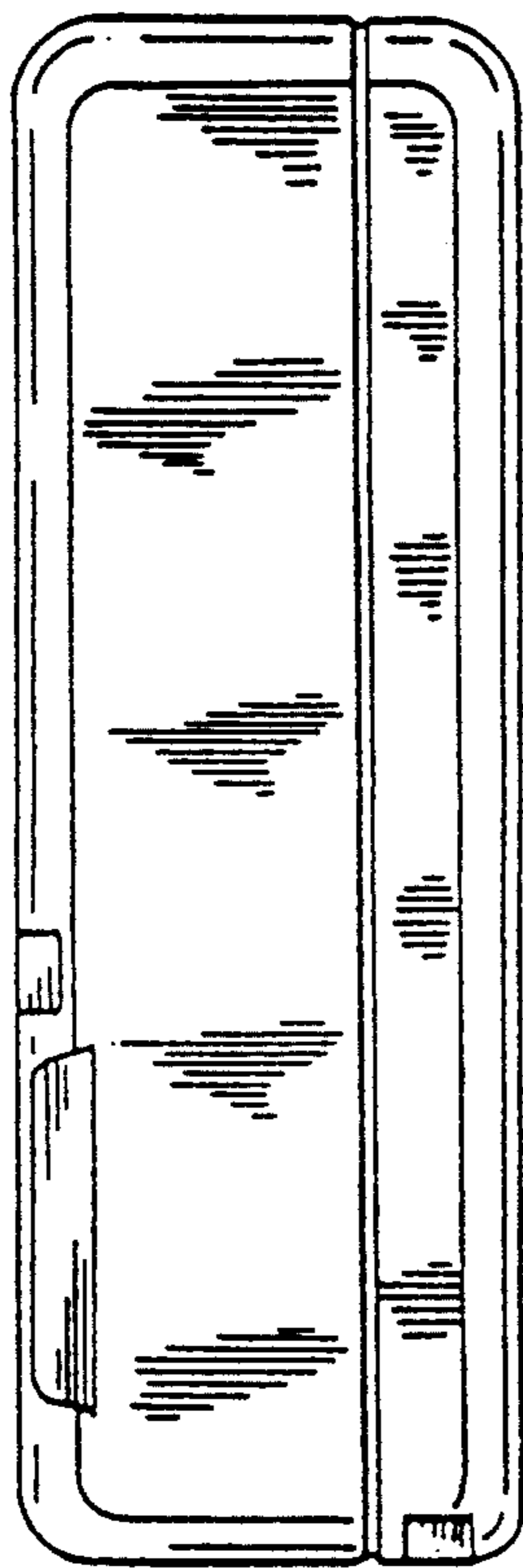
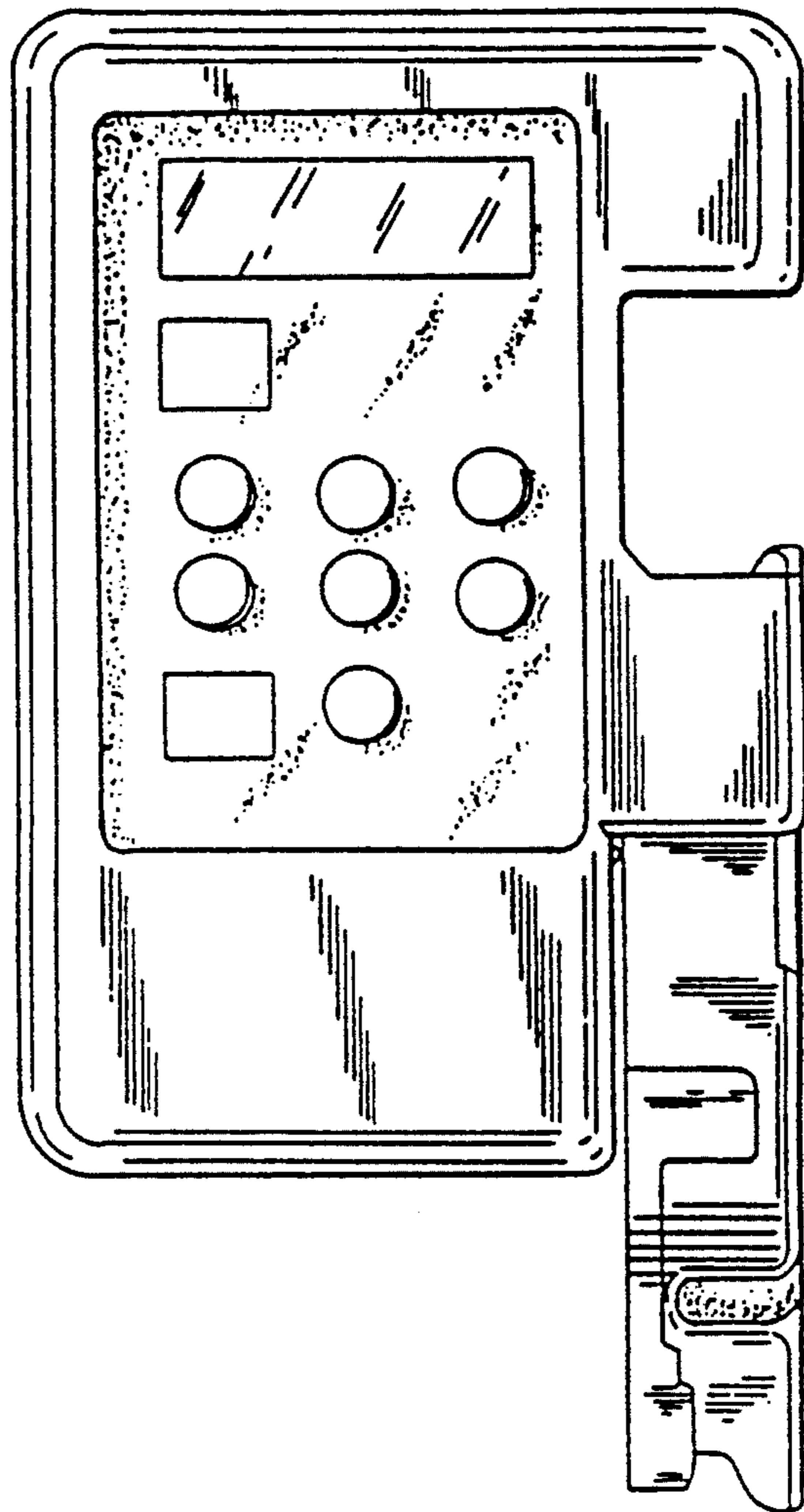


*Fig. 2.*

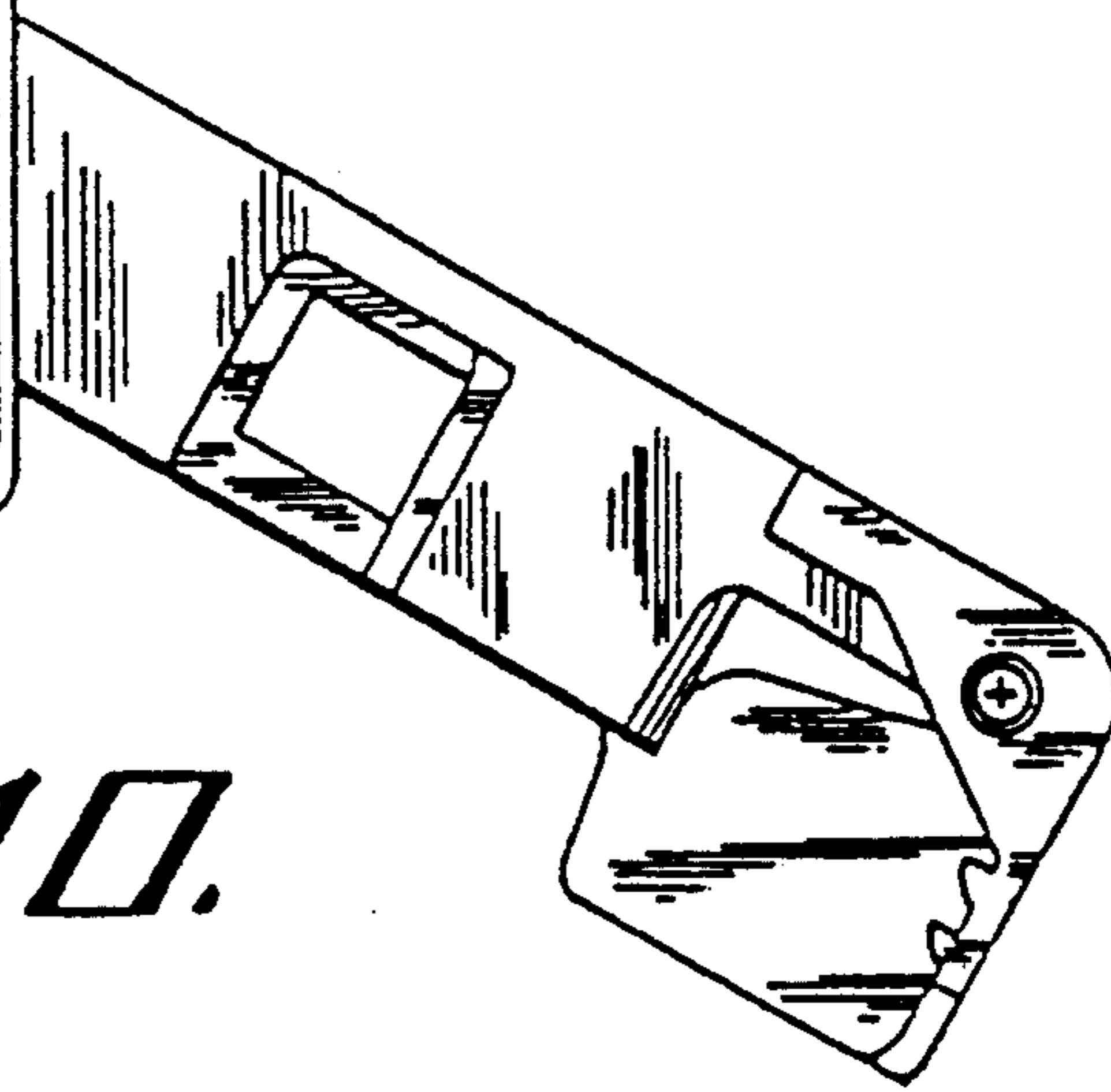


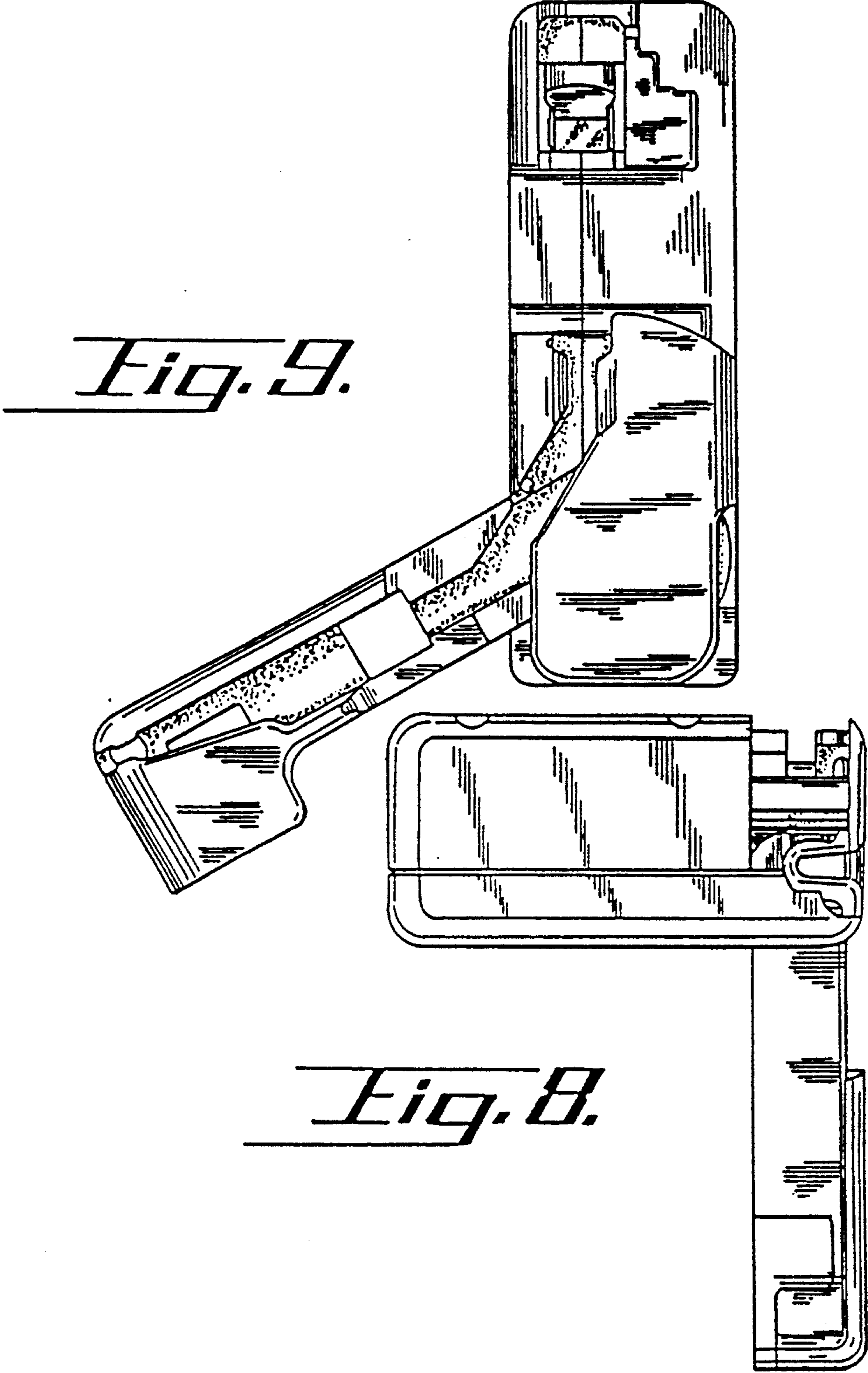
*Fig. 6.*

*Fig. 3.*



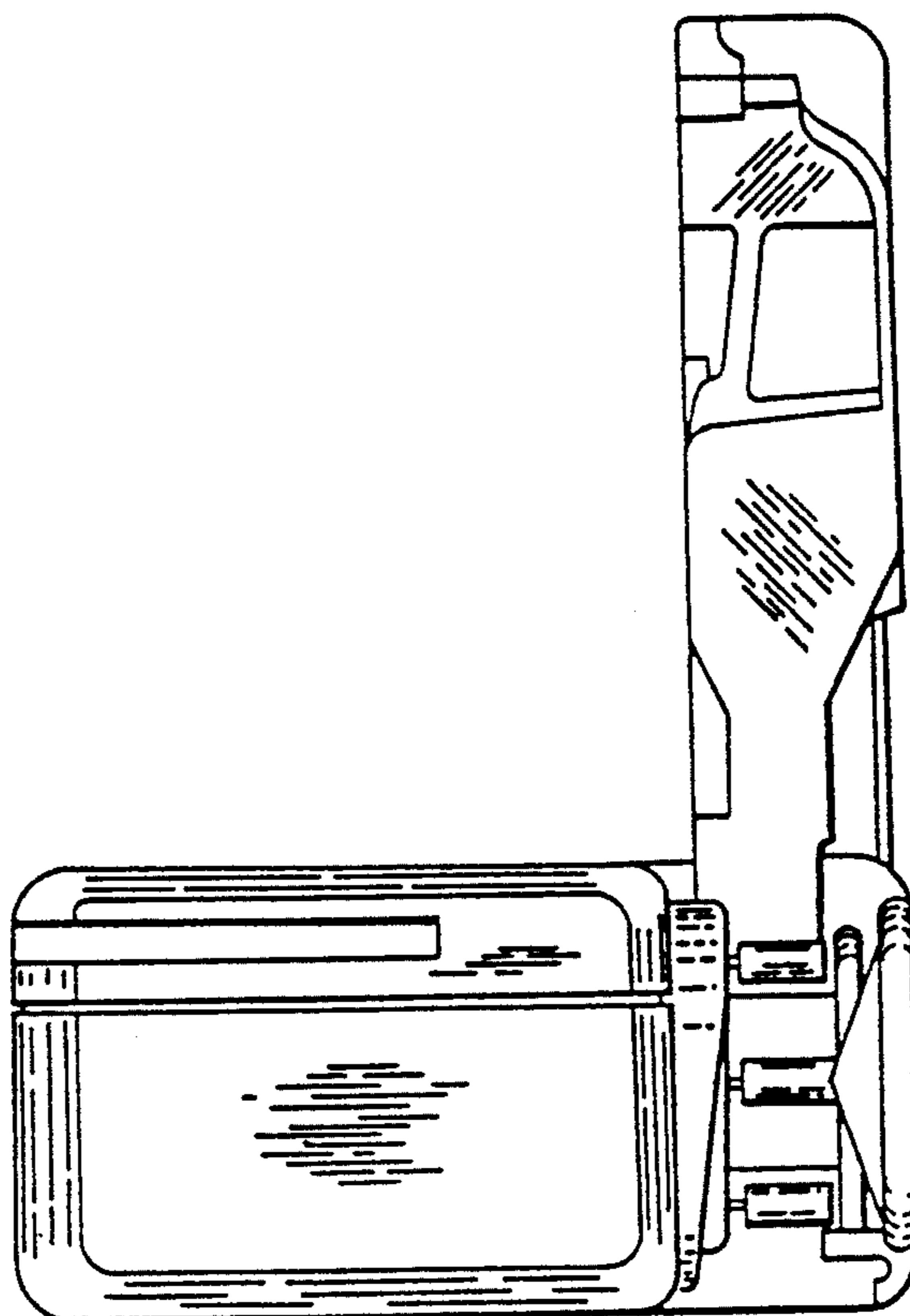
*Fig. 10.*



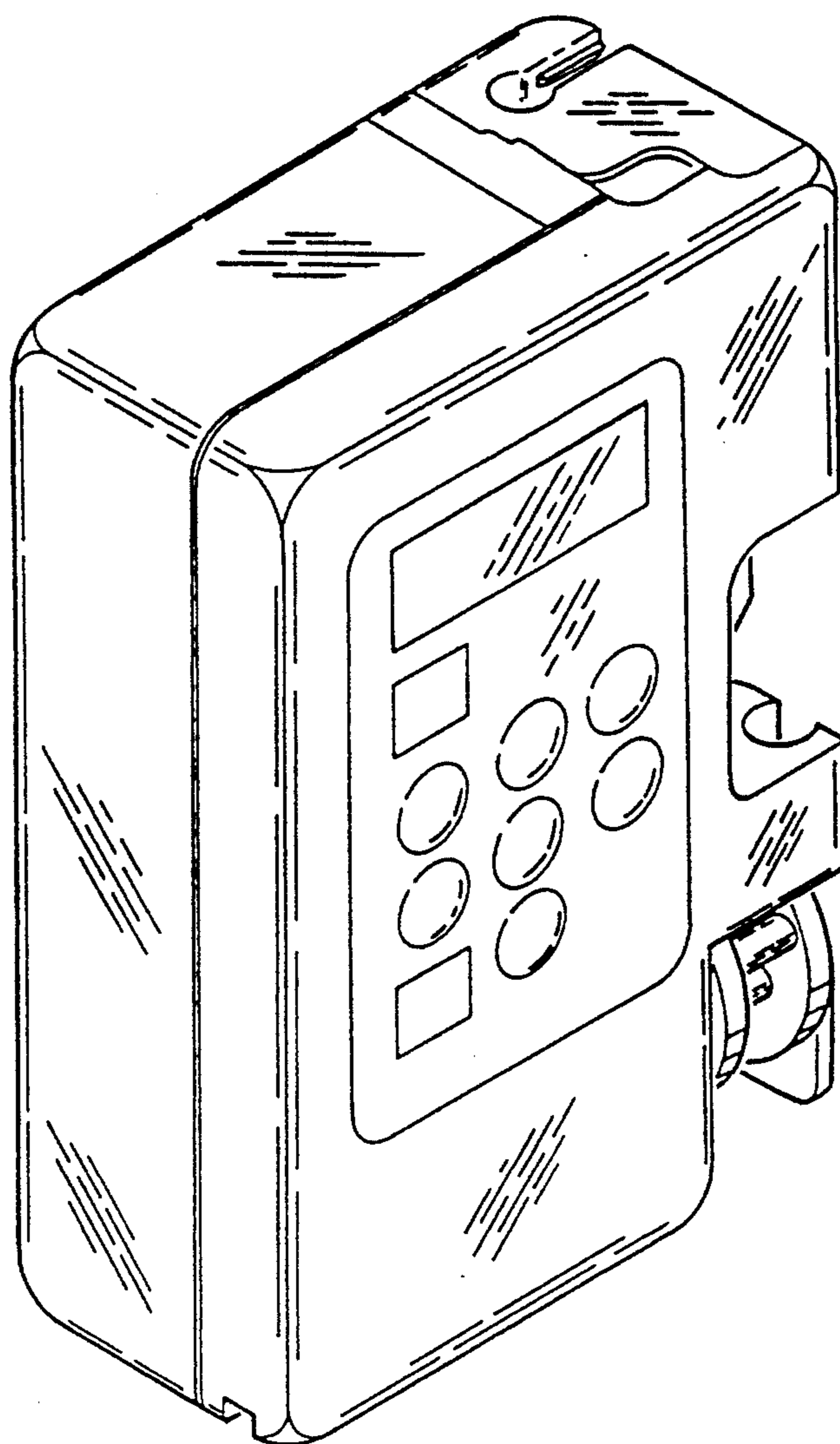


*Fig. 9.*

*Fig. 8.*

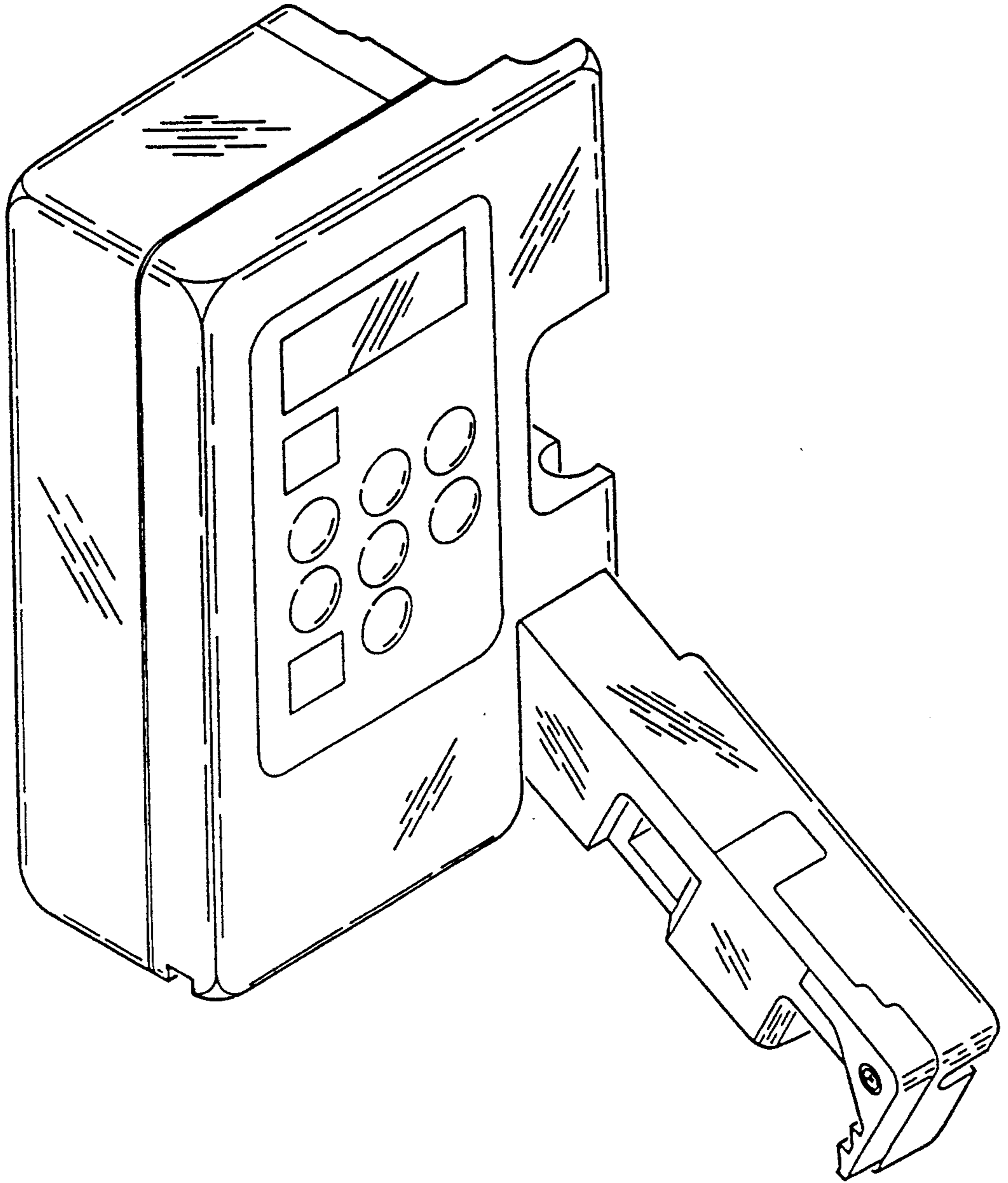


*Fig. 11.*



*Fig. 12.*





*Fig. 13.*