



US00D348712S

United States Patent [19]

[11] Patent Number: **Des. 348,712**

Parker, Jr.

[45] Date of Patent: **** Jul. 12, 1994**

[54] **ATTACHABLE GOLF CLUB HOLDER**

[76] Inventor: **Stephen H. Parker, Jr., 804 DeSoto Dr., DeSoto, Tex. 75115**

[**] Term: **14 Years**

[21] Appl. No.: **864,077**

[22] Filed: **Apr. 6, 1992**

[52] U.S. Cl. **D21/223; D21/234**

[58] Field of Search **D3/104, 105; 273/32 E; 224/252, 253; 206/315.2; D21/223, 234**

4,154,274 5/1979 Adamson 150/1.5 R
 4,736,877 4/1988 Clark 224/252
 4,830,244 5/1989 Brannon D3/104 X
 4,915,279 4/1990 Galbraith 224/253 X
 4,936,499 6/1990 Gulley D3/105 X

Primary Examiner—Melvin B. Feifer
Assistant Examiner—M. Siegel
Attorney, Agent, or Firm—Timmons & Kelly

[57] CLAIM

The ornamental design for an attachable golf club holder, as shown.


[56] References Cited

U.S. PATENT DOCUMENTS

D. 251,217 3/1979 Mucha D2/400
 D. 269,306 6/1983 Middleton D2/400
 D. 291,746 9/1987 Evans D3/105
 D. 296,388 6/1988 Williams D3/104
 D. 306,056 2/1990 Tucker D21/234
 D. 306,375 3/1990 Stack D3/104
 D. 312,170 11/1990 Carman D3/36
 D. 314,277 2/1991 Hackley D3/104
 D. 338,048 8/1993 Finley D21/223

DESCRIPTION

FIG. 1 is a top plan view of my new attachable golf club holder showing my new design;
 FIG. 2 is a front elevation thereof;
 FIG. 3 is a bottom plan view thereof;
 FIG. 4 is a right side elevation thereof;
 FIG. 5 is a rear elevation thereof;
 FIG. 6 is a left side view thereof;
 FIG. 7 is a front perspective view thereof; and,
 FIG. 8 is a rear perspective view thereof.



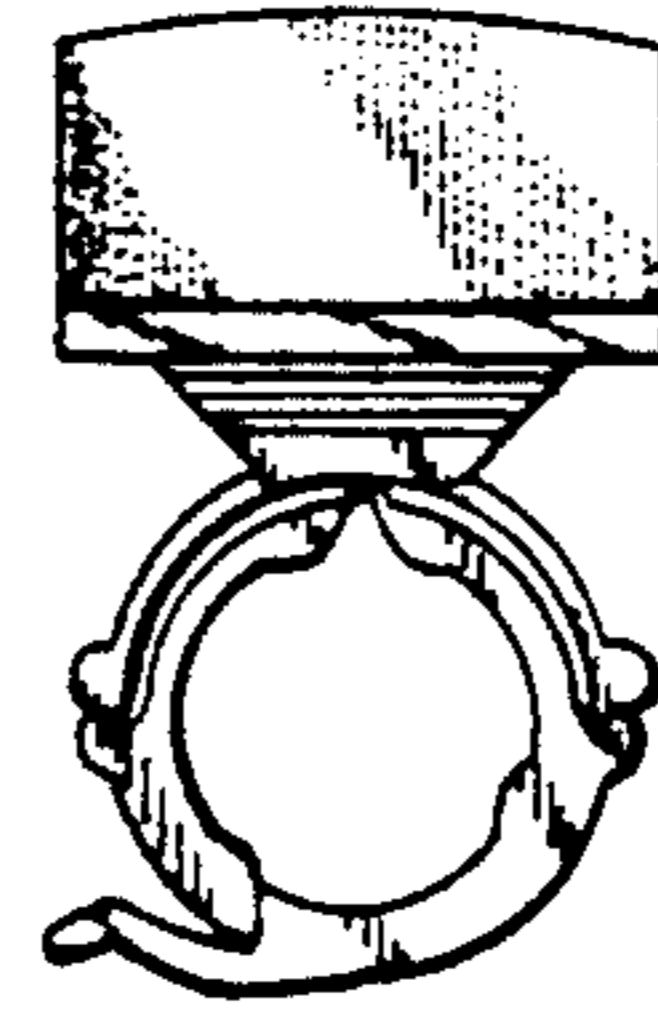


FIG. 1

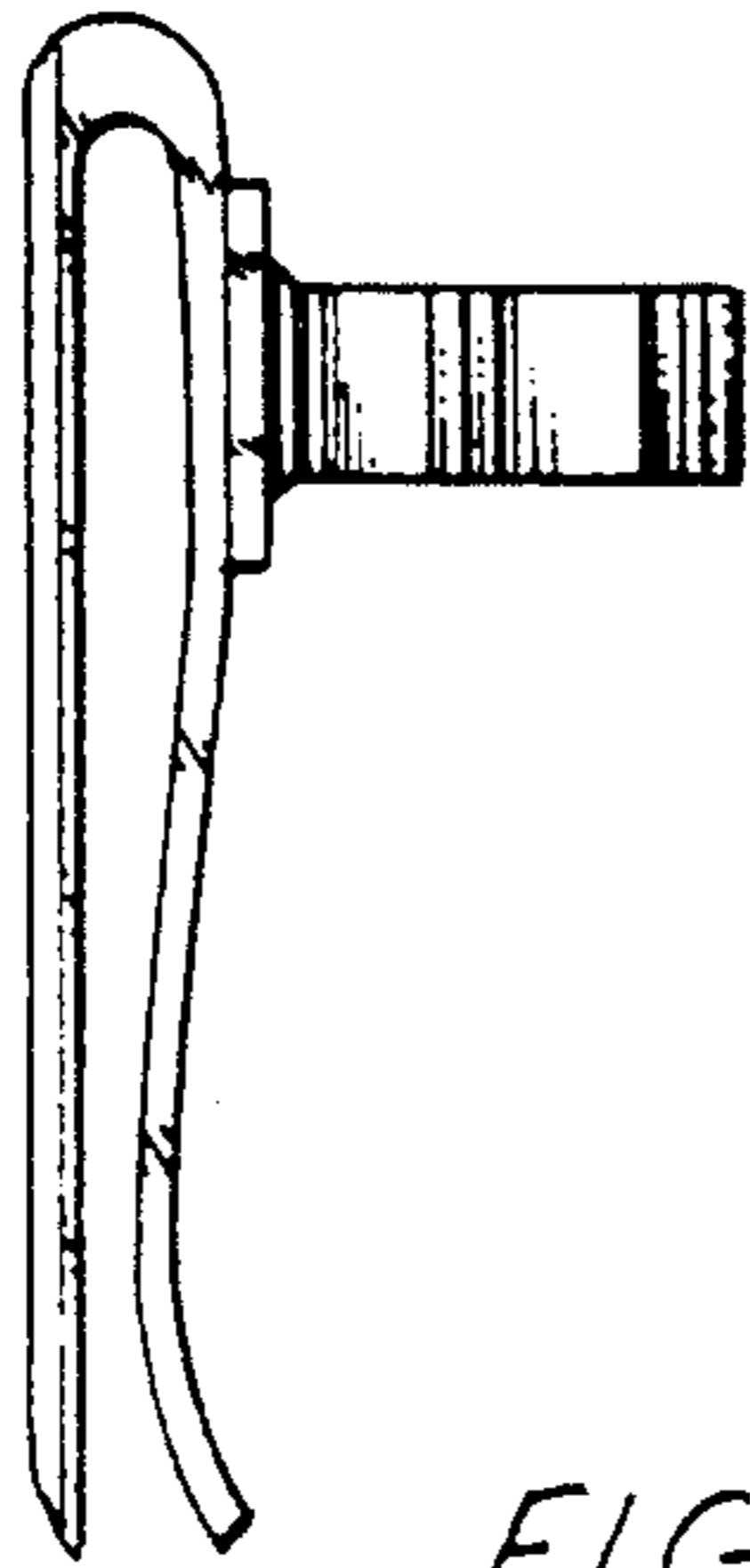


FIG. 4



FIG. 2



FIG. 3

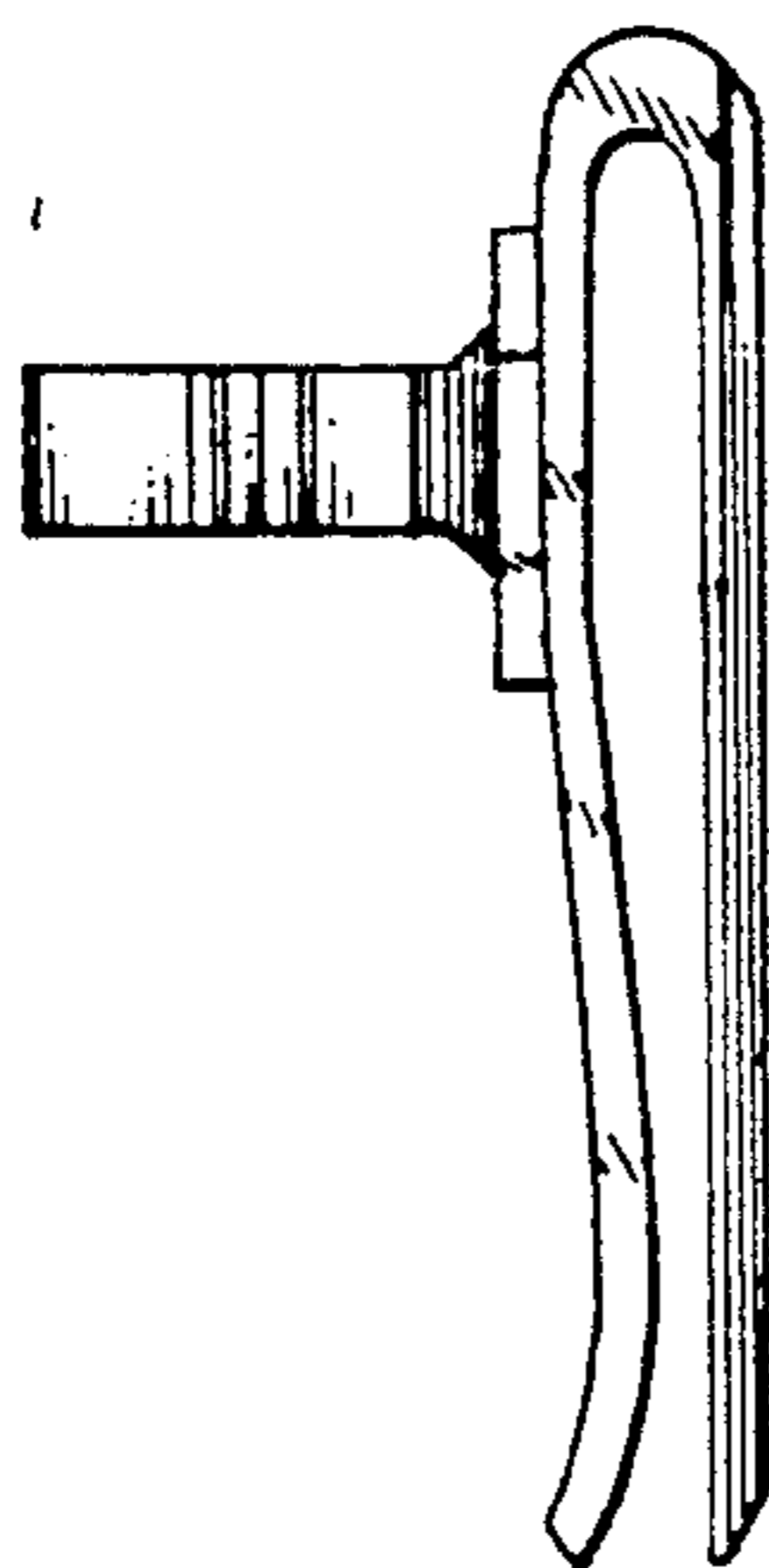


FIG. 6



FIG. 5

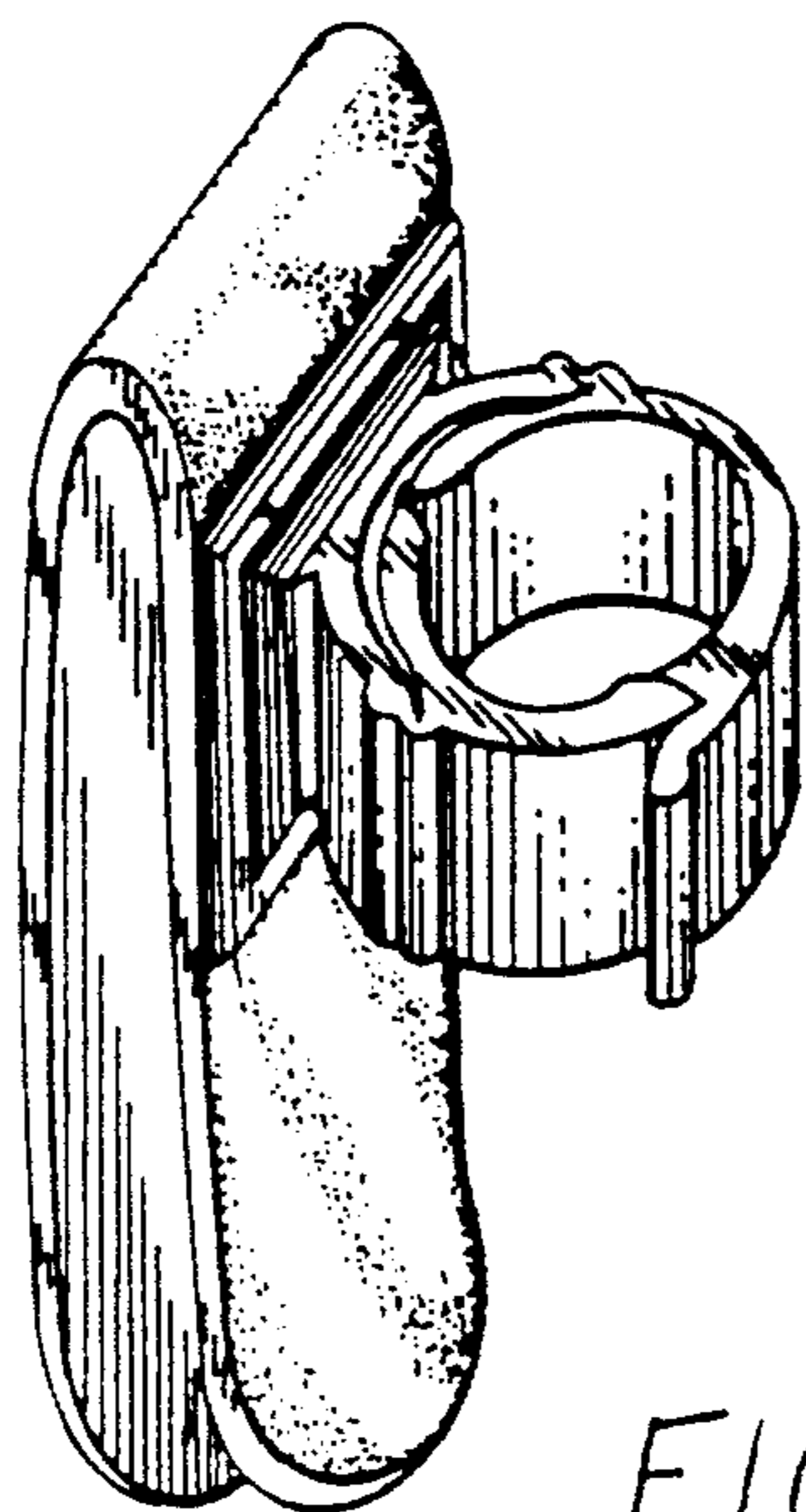


FIG. 7

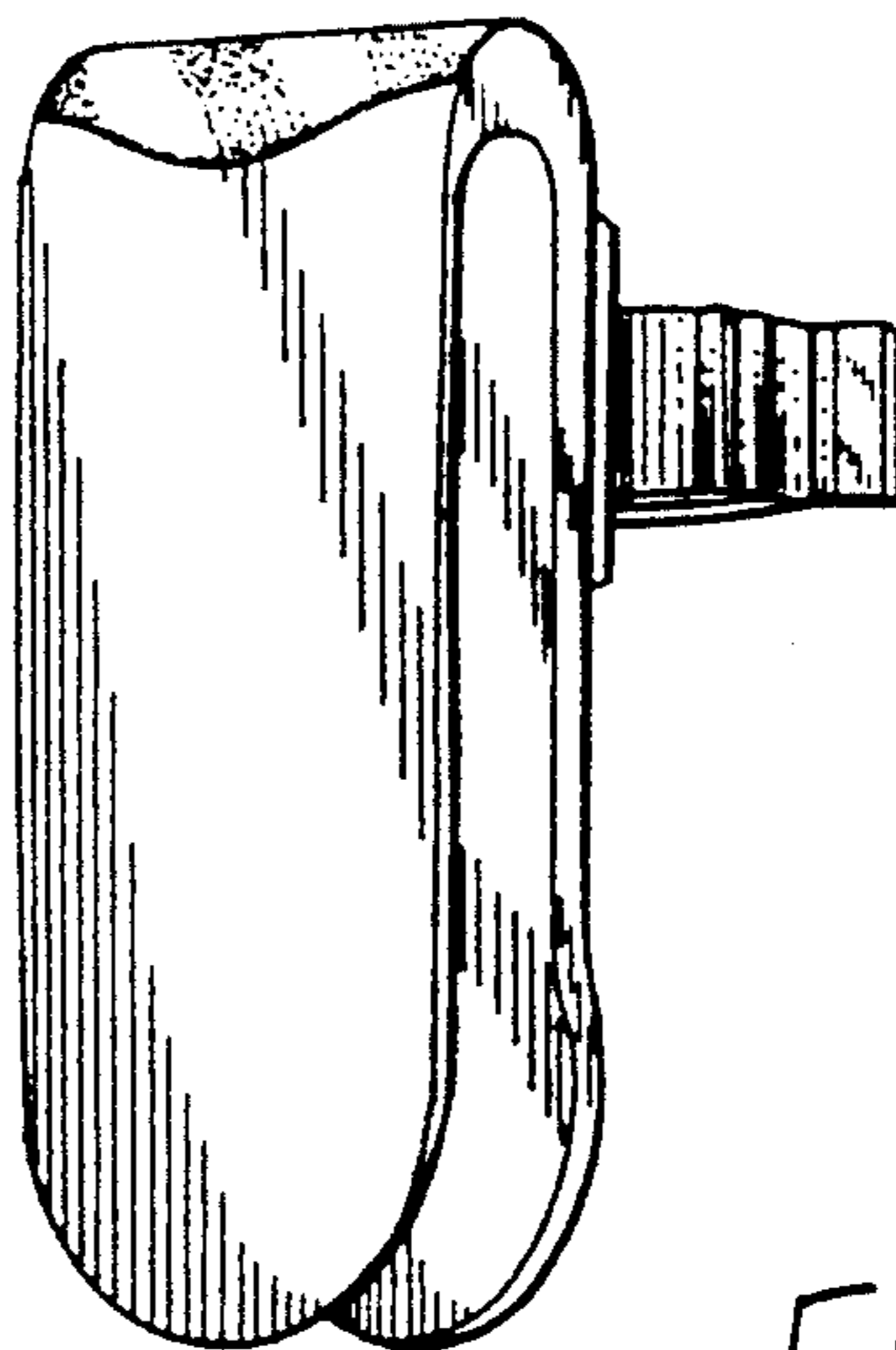


FIG. 8