



US00D348706S

United States Patent [19]
Harrell

[11] **Patent Number: Des. 348,706**
[45] **Date of Patent: ** Jul. 12, 1994**

[54] **DOOR FRAME MOUNTED EXERCISE BAR**

4,458,894 7/1984 Dudley 482/40
4,529,191 7/1985 Miller et al. 482/40
4,844,448 7/1989 Niznik 482/40

[76] **Inventor: Thomas A. Harrell, 9600 W. 51st Pl.
F-306, Arvada, Colo. 80002**

[**] **Term: 14 Years**

Primary Examiner—Bernard Ansher
Assistant Examiner—Philip Hyder
Attorney, Agent, or Firm—Timothy T. Tyson

[21] **Appl. No.: 6,198**

[57] **CLAIM**

[22] **Filed: Mar. 18, 1993**

The ornamental design for a door frame mounted exercise bar, as shown and described.

[52] **U.S. Cl. D21/191**

[58] **Field of Search 482/39, 40; D21/191,
D21/198**


DESCRIPTION

[56] **References Cited**

U.S. PATENT DOCUMENTS

D. 210,469 3/1968 Sejersen D21/191
D. 297,957 10/1988 Gordon III D21/191
3,716,232 2/1973 Johnson et al. 482/40
3,915,452 10/1975 Winblad 482/40

FIG. 1 is a front elevational view of a door frame mounted exercise bar showing my new design;
FIG. 2 is a top plan view thereof;
FIG. 3 is a right side elevational view, the left side elevational view being the mirror image thereof;
FIG. 4 is a rear elevational view thereof; and,
FIG. 5 is a bottom plan view thereof.



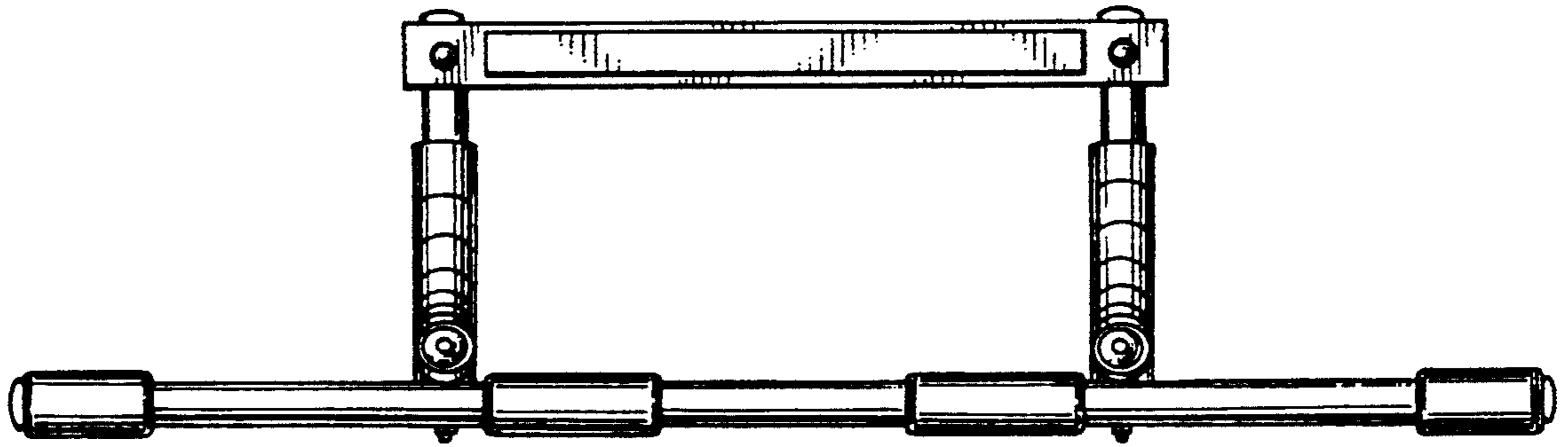


FIG. 1

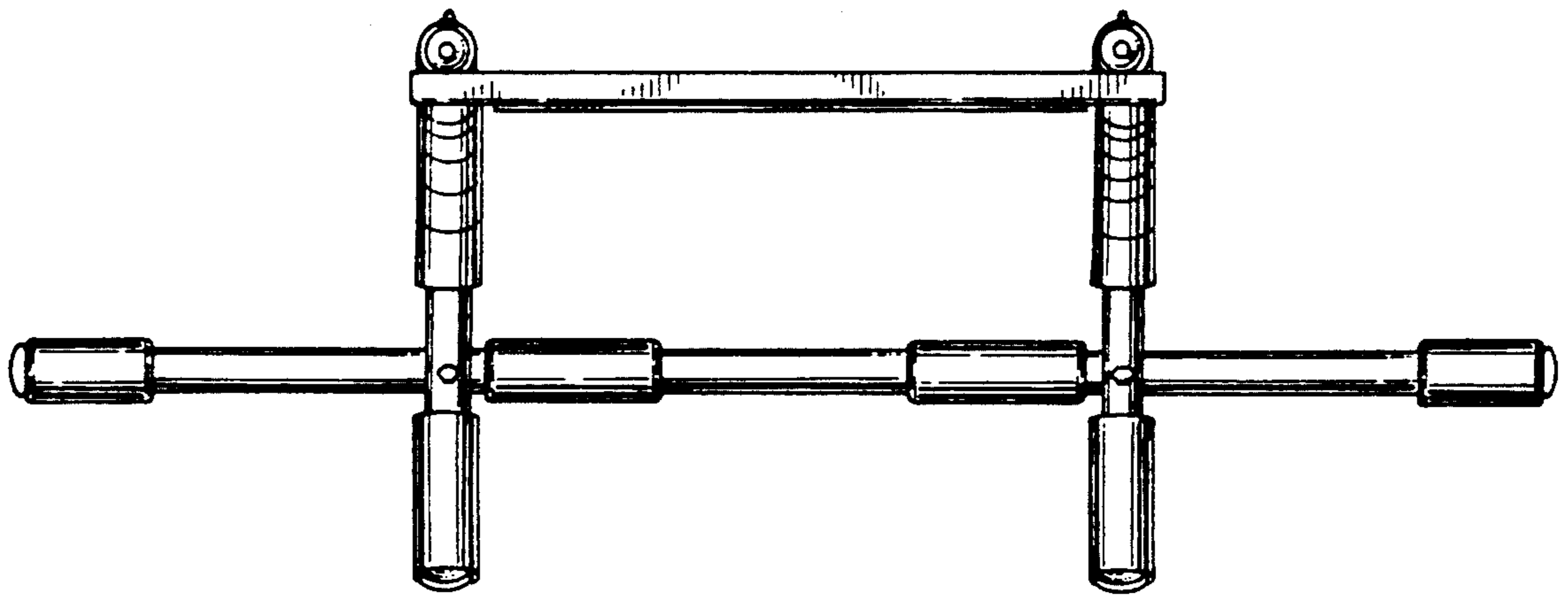


FIG. 2

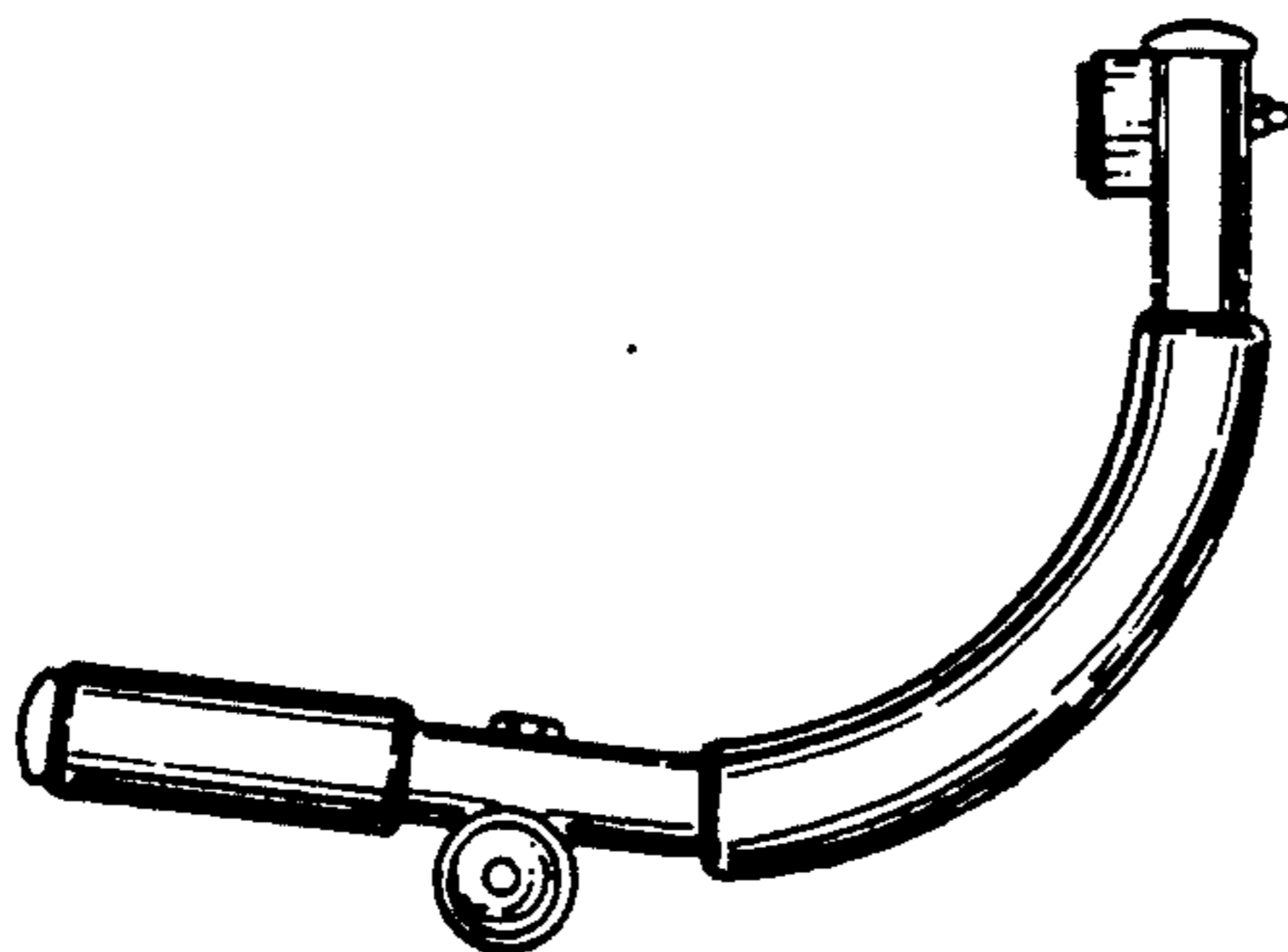


FIG. 3

FIG. 4

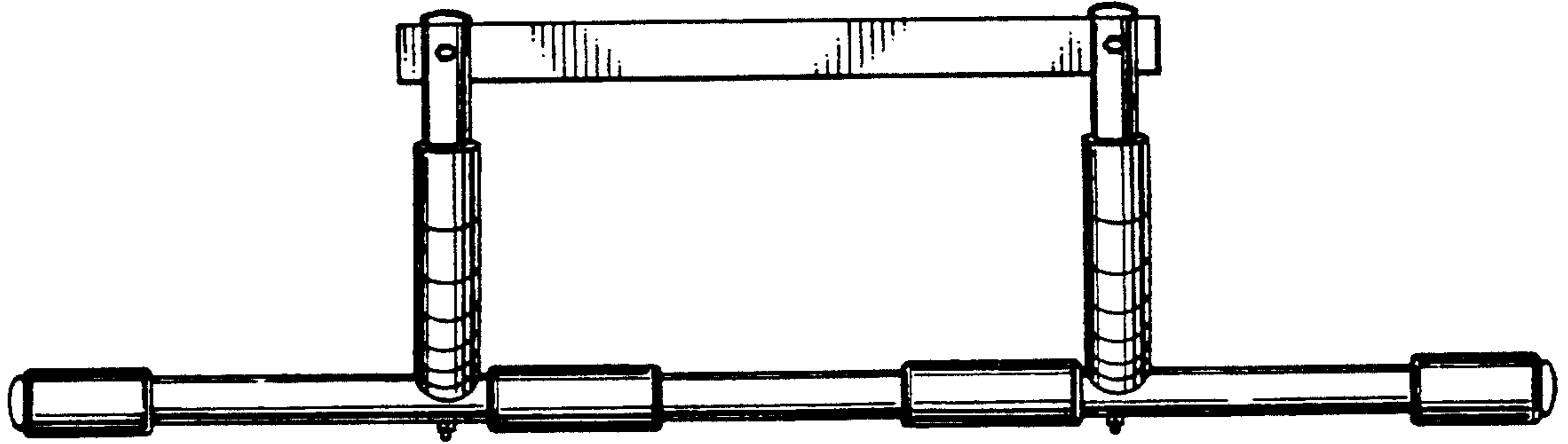


FIG. 5

