



US00D348688S

United States Patent [19]

Ujita

[11] Patent Number: **Des. 348,688**

[45] Date of Patent: **** Jul. 12, 1994**

[54] INK CARTRIDGE

[75] Inventor: **Toshihiko Ujita, Yamato, Japan**

[73] Assignee: **Canon Kabushiki Kaisha, Tokyo, Japan**

[*] Notice: **The portion of the term of this patent subsequent to Dec. 22, 2006 has been disclaimed.**

[**] Term: **14 Years**

[21] Appl. No.: **7,085**

[22] Filed: **Jan. 19, 1993**

Related U.S. Application Data

[63] Continuation of Ser. No. 620,289, Nov. 30, 1990, abandoned.

[30] Foreign Application Priority Data

Jun. 6, 1990 [JP]	Japan	2-19169
[52] U.S. Cl.		D18/12; D18/56
[58] Field of Search	400/194, 195, 196, 196.1, 400/207, 208; D18/12, 18, 56, 99; D14/114,	121

[56] References Cited

U.S. PATENT DOCUMENTS

D. 280,913	10/1985	Nibley et al.	D18/22
D. 281,333	11/1985	Nibley et al.	D18/22
D. 285,312	8/1986	Jennings	D18/12
D. 285,808	9/1986	Fuziwara et al.	D18/12
D. 307,918	5/1990	Goda	D18/12
D. 313,812	1/1991	Yomo	D18/22
D. 317,172	5/1991	Miyamoto et al.	D18/12
4,898,338	2/1990	Oishi	D18/12

Primary Examiner—Alan P. Douglas
Assistant Examiner—Robert M. Spear
Attorney, Agent, or Firm—Fitzpatrick, Cella, Harper & Scinto

[57] CLAIM

The ornamental design for an ink cartridge, as shown and described.

DESCRIPTION

FIG. 1 is a front elevational view of an ink cartridge showing my new design;
FIG. 2 is a rear elevational view thereof;
FIG. 3 is a top plan view thereof;
FIG. 4 is a bottom plan view thereof;
FIG. 5 is a left side elevational view thereof;
FIG. 6 is a right side elevational view thereof; and,
FIG. 7 is a perspective view thereof.

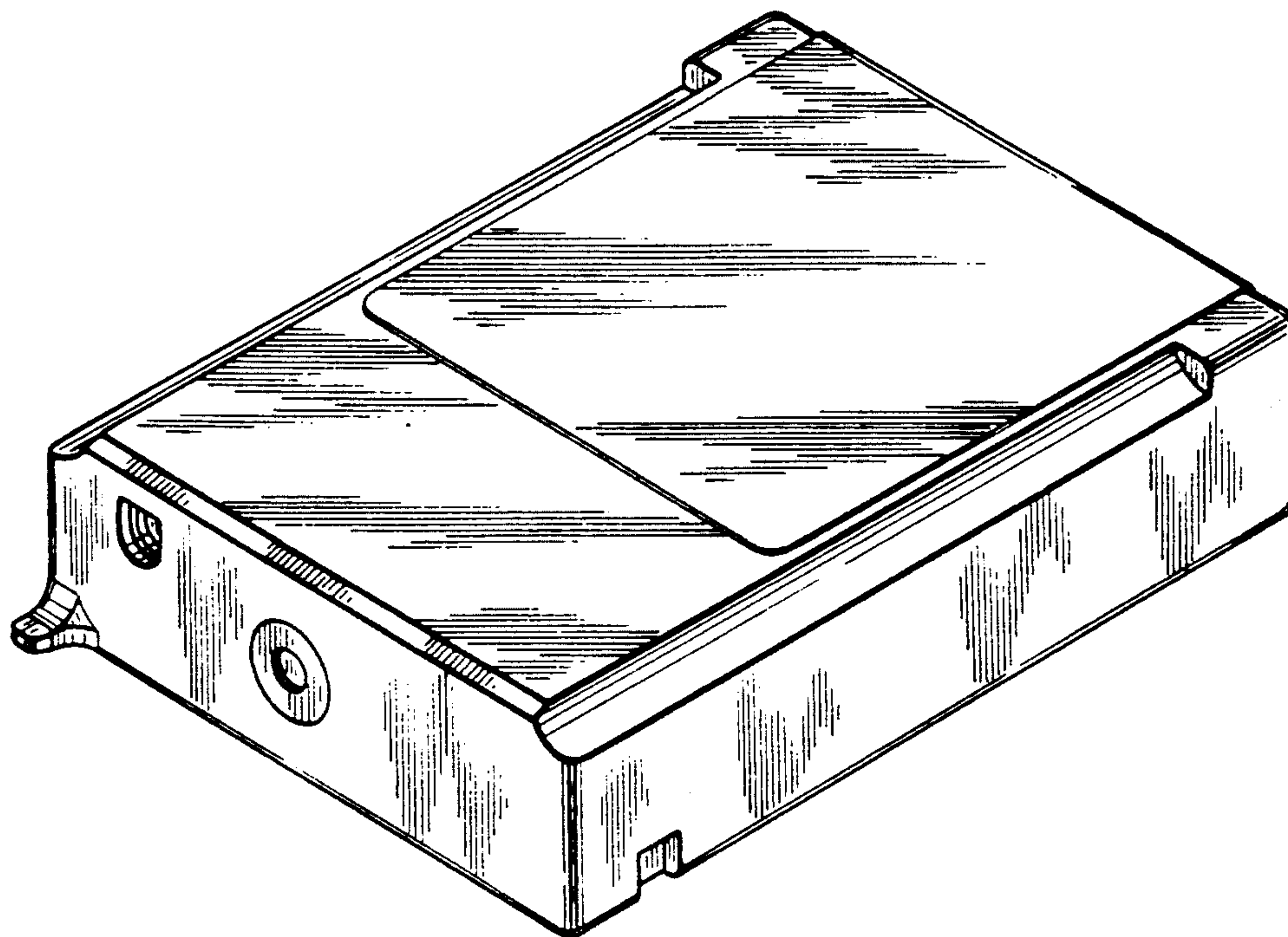


FIG. 1




FIG. 2

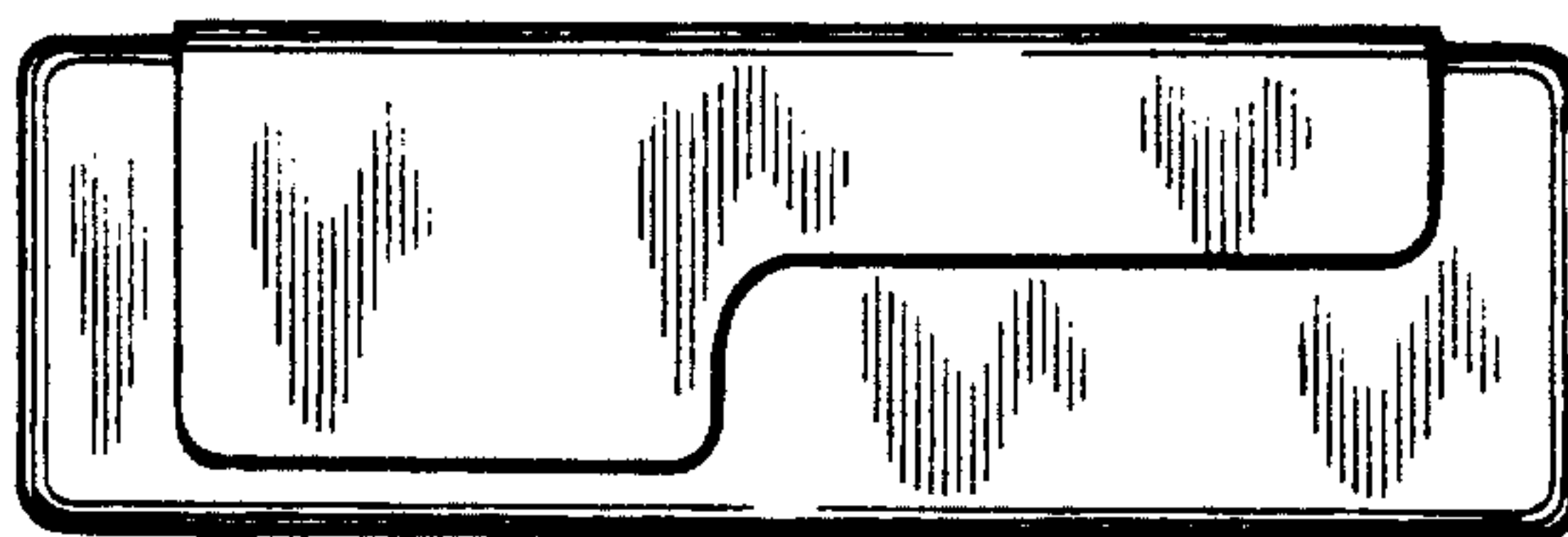


FIG. 3

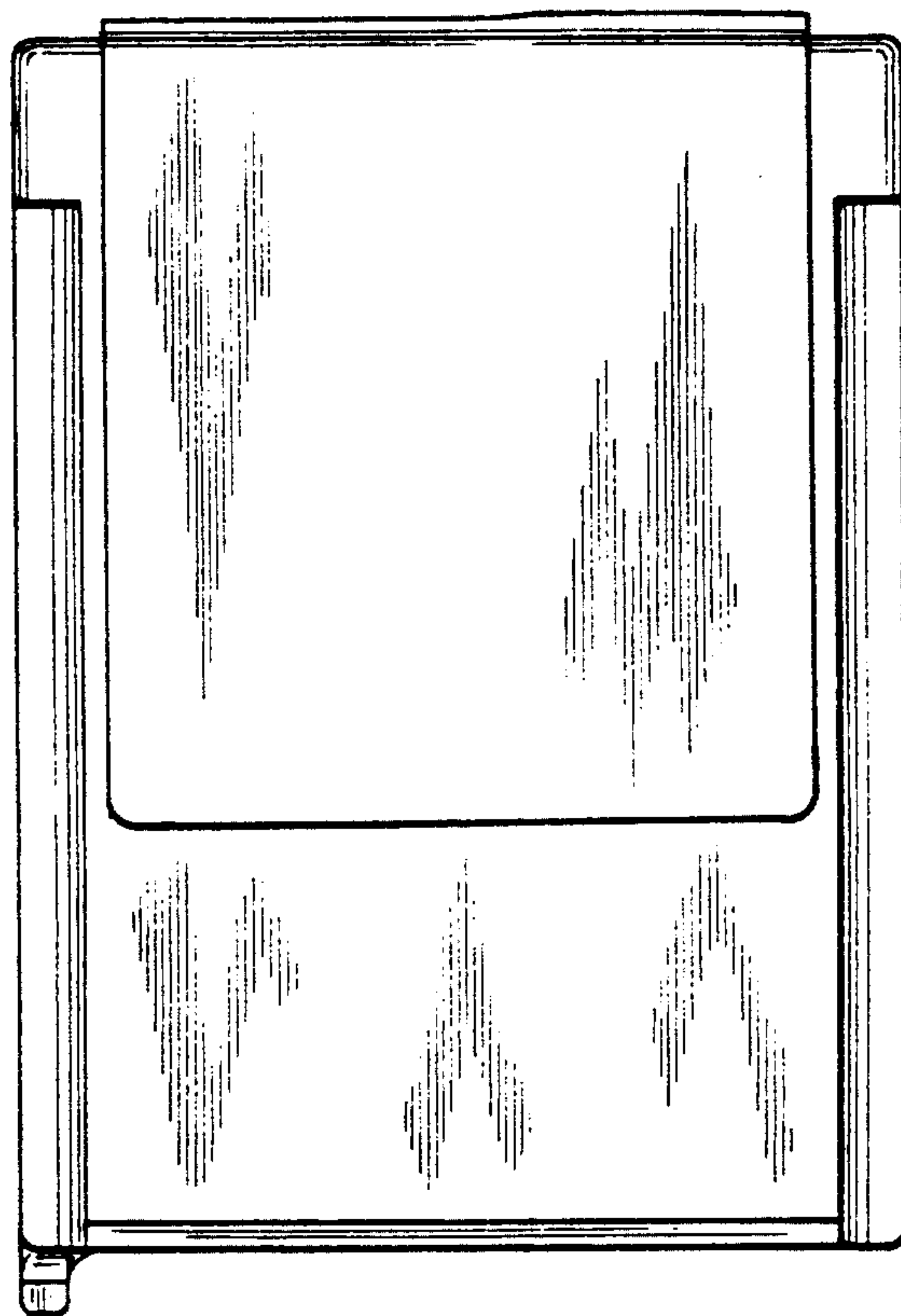


FIG. 4




FIG. 5

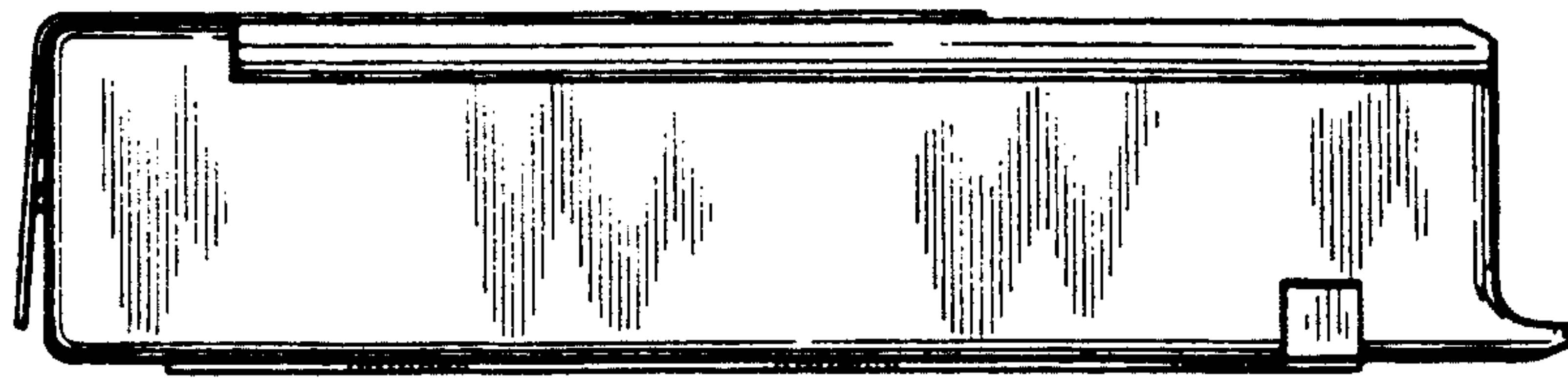


FIG. 6




FIG. 7

