



US00D348686S

United States Patent [19]

[11] Patent Number: **Des. 348,686**

Igo et al.

[45] Date of Patent: **** Jul. 12, 1994**

[54] **ELECTRONIC KEYBOARD MUSICAL INSTRUMENT**

D. 317,319 6/1991 Mine D17/1
D. 319,835 9/1991 Naito D17/1
D. 325,213 4/1992 Mizushima D17/1

[75] Inventors: **Toshio Igo, Tokorozawa; Yukihiro Ida, Higashikurume, both of Japan**

Primary Examiner—Bernard Ansher
Assistant Examiner—Adir Aronovich
Attorney, Agent, or Firm—Frishauf, Holtz, Goodman & Woodward

[73] Assignee: **Casio Computer Co., Ltd., Tokyo, Japan**

[**] Term: **14 Years**

[57] **CLAIM**

[21] Appl. No.: **921,487**

The ornamental design for an electronic keyboard musical instrument, as shown.

[22] Filed: **Jul. 28, 1992**

[52] U.S. Cl. **D17/1**

DESCRIPTION

[58] Field of Search 84/174-177, 84/423, 428, 644, 670, 719, 744, DIG. 3, DIG. 7; D17/1, 2, 5, 6, 7, 9; D21/64

FIG. 1 is a front elevational view of an electronic keyboard musical instrument showing our new design; FIG. 2 is a right side elevational view thereof; FIG. 3 is a left side elevational view thereof; FIG. 4 is a top plan view thereof; FIG. 5 is a bottom plan view thereof; FIG. 6 is a rear elevational view thereof; and, FIG. 7 is a top, front perspective view thereof.

[56] **References Cited**

U.S. PATENT DOCUMENTS

D. 258,214 2/1981 Kira D17/5
D. 313,034 12/1990 Koide D17/1

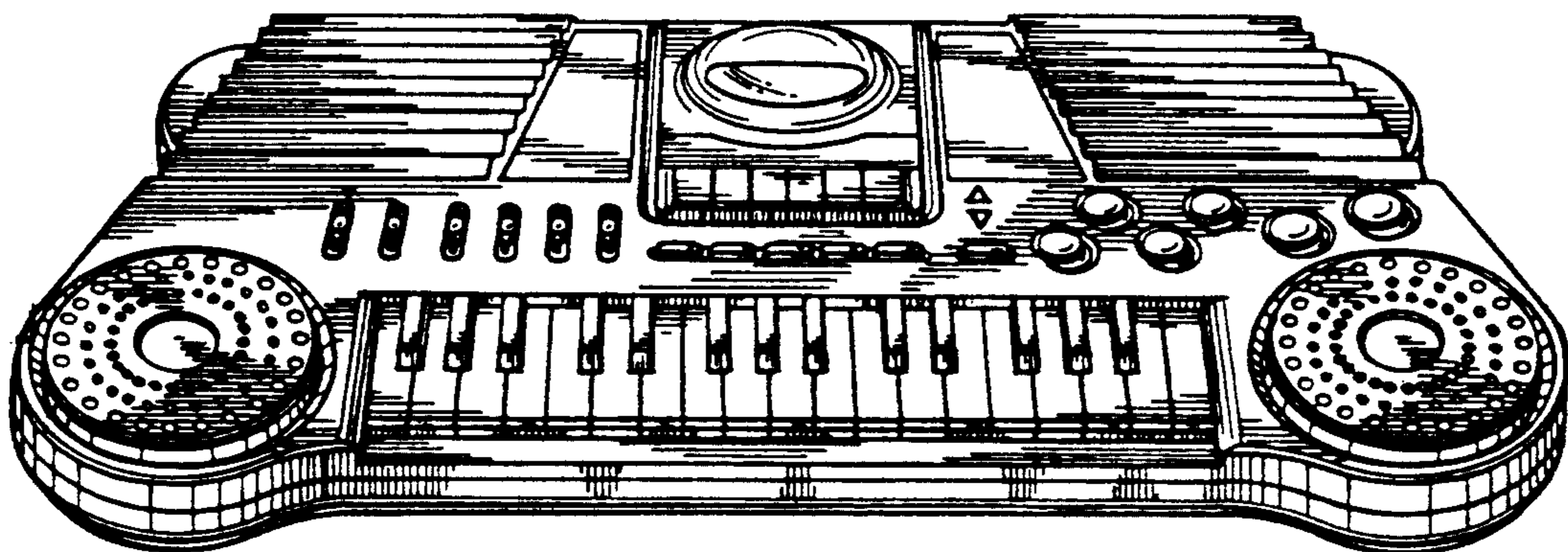


FIG.4




FIG.1




FIG.5




FIG.3




FIG.2





FIG.6



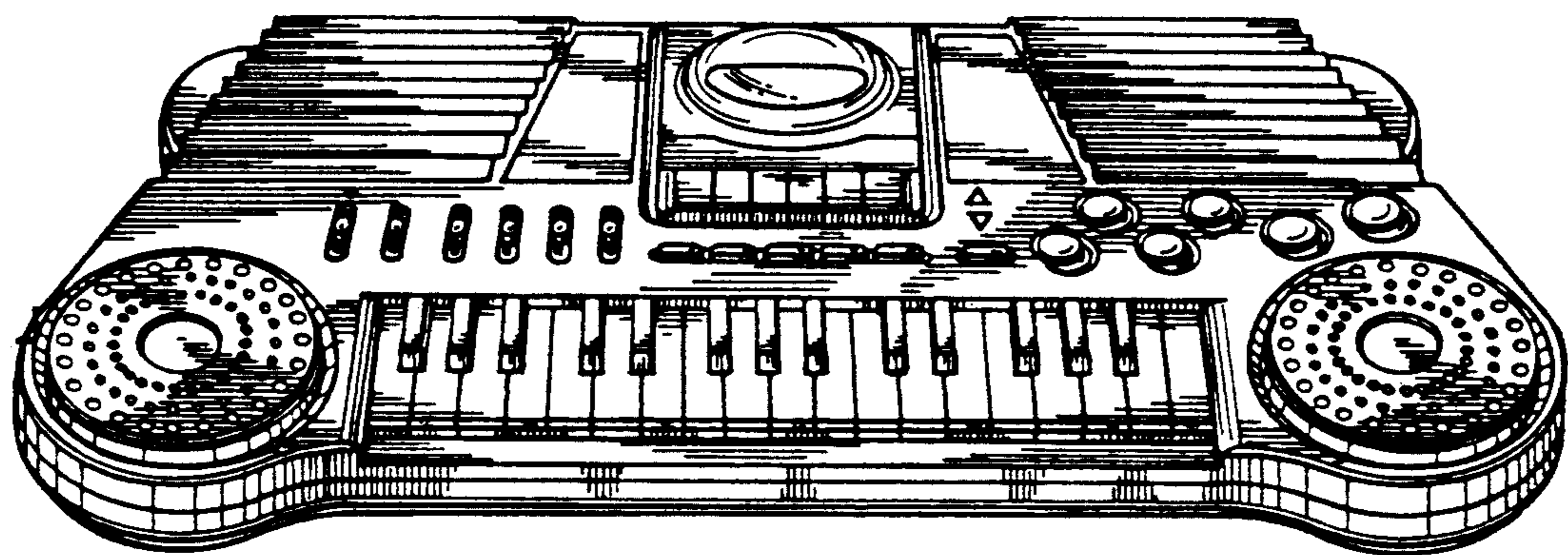


FIG. 7