



US00D348683S

**United States Patent** [19]  
**Park**

[11] **Patent Number: Des. 348,683**

[45] **Date of Patent: \*\* Jul. 12, 1994**

[54] **COMBINED MINIATURE VIDEO CAMERA AND MICROPHONE**

4,777,527 10/1988 Camps et al. .... 358/108

[76] **Inventor: Scott Park, 4117 Rio Del Norte, Bakersfield, Calif. 93308**

*Primary Examiner*—Alan P. Douglas  
*Assistant Examiner*—Antoine D. Davis  
*Attorney, Agent, or Firm*—J. E. Brunton

[\*\*] **Term: 14 Years**

[57] **CLAIM**

[21] **Appl. No.: 9,287**

The ornamental design for a combined miniature video camera and microphone, as shown.

[22] **Filed: Jun. 9, 1993**

**DESCRIPTION**

[52] **U.S. Cl. .... D16/202**

[58] **Field of Search .... 358/75, 76, 82, 108, 358/229, 288, 358, 906; 360/10.3; D16/202, 203, 211**

FIG. 1 is a side elevational view of one side of the combined miniature video camera and microphone showing my new design;

FIG. 2 is a top view thereof;

FIG. 3 is a right end view thereof;

FIG. 4 is a left end view thereof;

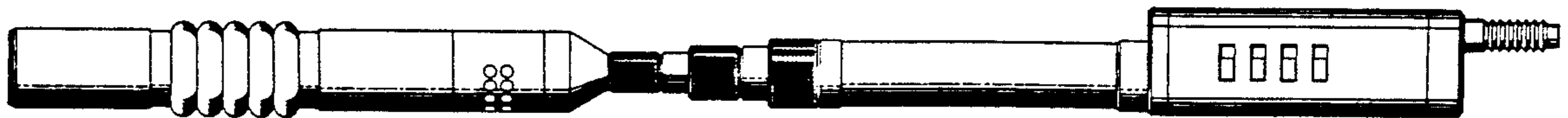
FIG. 5 is a side elevational view of the opposite side; and,

FIG. 6 is a bottom view thereof.

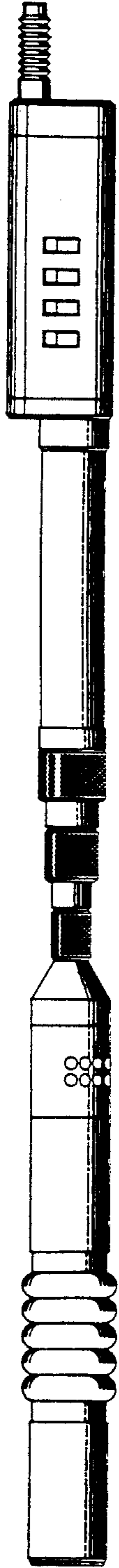
[56] **References Cited**

**U.S. PATENT DOCUMENTS**

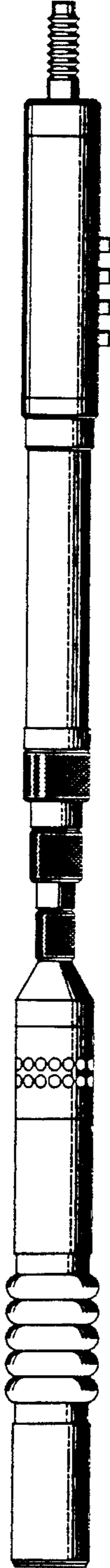
D. 261,140 10/1981 Ikeda ..... D16/202  
4,326,218 4/1982 Coutta et al. .... 358/108



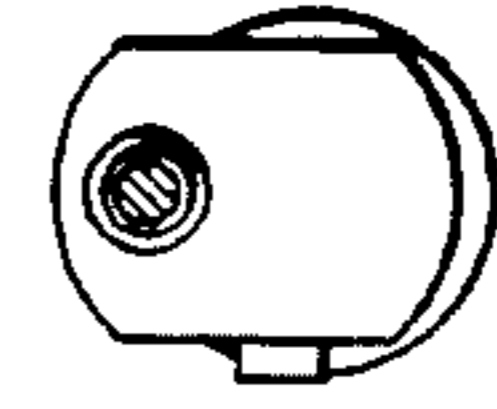
*Fig. 1*



*Fig. 2*

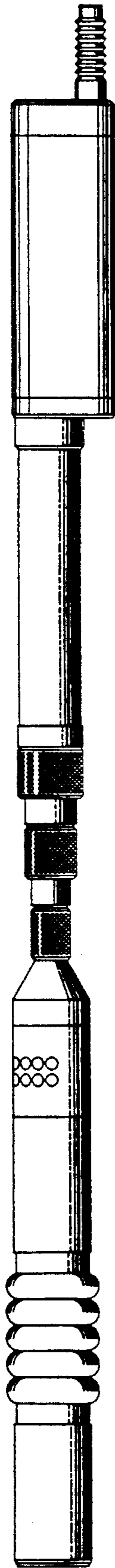


*Fig. 3*



*Fig. 4*

*Fig. 5*



*Fig. 6*

